

RANGER

IP LED AUXILIARY LIGHTS / POWER OUTPUT: 10 – 20 WATTS

- Available in 3 styles: (Round) 2.6" x 3.1", (Oval) 4.8" x 3.5" and (Rectangular) 4.2" x 2.4"
- 10W Cree LED chips
- Dust and moisture resistant lens
- Raw Lumens: 900 – 1,800
- Die-cast aluminum housing
- Pivoting base mount brackets
- Includes mounting hardware and pigtail connector
- Limited lifetime warranty
- Available in Flood or Spot beam



PIGTAIL CONNECTOR



09-12012



09-12235

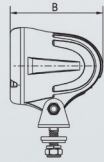
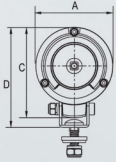


09-12242

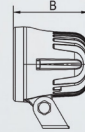
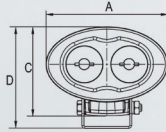
— BEAM PATTERNS —



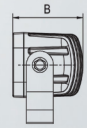
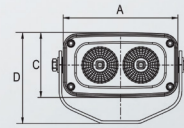
PART NO.	POWER OUTPUT	BEAM TYPE	LEDS	FACE SIZE	AMP DRAW 12V	RAW LUMENS	BEAM DISTANCE	OPERATING VOLTAGE
09-12012A	10	Spot	1 x 10W Cree	2.6"	0.9	900	685	9V-30V
09-12012B	10	Flood	1 x 10W Cree	2.6"	0.9	900	274	9V-30V
09-12235A	20	Spot	2 x 10W Cree	4.8"	1.4	1800	850	9V-30V
09-12235B	20	Flood	2 x 10W Cree	4.8"	1.4	1800	324	9V-30V
09-12242A	20	Spot	2 x 10W Cree	4.2"	1.4	1800	850	9V-30V
09-12242B	20	Flood	2 x 10W Cree	4.2"	1.4	1800	324	9V-30V



MODEL	A	B	C	D
09-12012	2.6 in.	3.1 in.	3.1 in.	3.4 in.



MODEL	A	B	C	D
09-12235	4.8 in.	3.0 in.	3.5 in.	3.9 in.



MODEL	A	B	C	D
09-12242	4.2 in.	2.6 in.	2.4 in.	3.3 in.