

RS681 INSTRUCTIONS

TO BE INSTALLED BY A CERTIFIED MECHANIC ONLY | FOR RACE USE ONLY

BRAKE SIDE EXPLODED VIEW

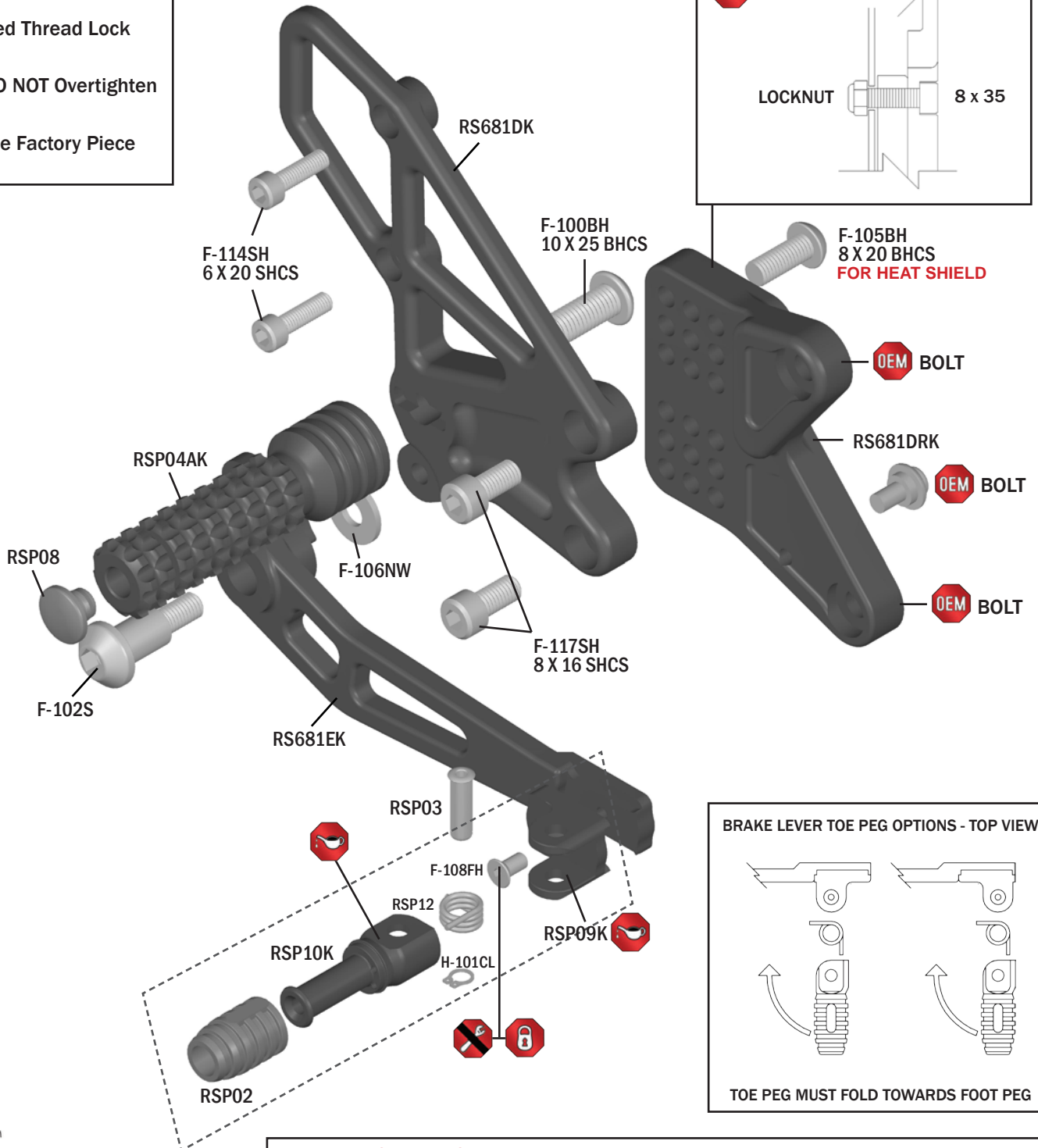
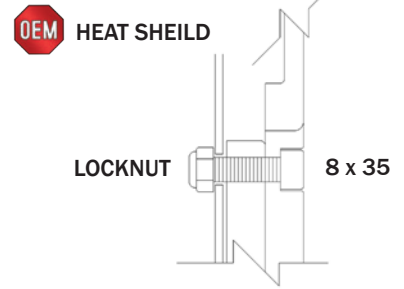
FOR: YAMAHA R1 09+ ADJUSTABLE



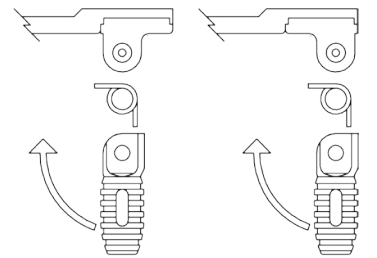
INDEX

-  Lubricate
-  Red Thread Lock
-  DO NOT Overtighten
-  Use Factory Piece

OPTIONAL HEAT SHIELD MOUNT



BRAKE LEVER TOE PEG OPTIONS - TOP VIEW



TOE PEG MUST FOLD TOWARDS FOOT PEG

BRAKE LIGHT INFO:

These rearsets do not use: OEM rear brake light switch, spring & lever return spring. In race form these rear sets no longer activate rear brake light from rear brake lever. Street use requires rear brake light to be activated by rear & front brake levers. To achieve rear brake light activation from rear brake lever use Vortex in-line pressure switch RS100.

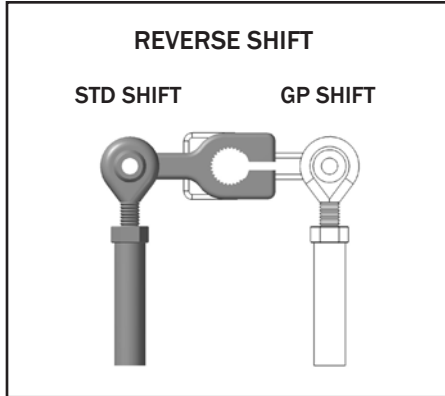


RS681 INSTRUCTIONS

TO BE INSTALLED BY A CERTIFIED MECHANIC ONLY | FOR RACE USE ONLY

SHIFT SIDE EXPLODED VIEW

FOR: YAMAHA R1 09+ ADJUSTABLE



INDEX

- Lubricate
- Red Thread Lock
- DO NOT Overtighten
- Use Factory Piece

