

HEDMAN HD GROUP PERFORMANCE

- Performance Heddors & Exhaust Products
- LS & SB Chevy Engine Swap-In-A-Box™ Kits
- Engine & Transmission Mounts
- Oil Filtration Components & Filter Relocation Kits
- Chrome, Race & Street Performance Oil Pans
- Chrome, Aluminum & Powder Coated Engine Accessories
- Carburetor Spacers & Adapters
- EFI Spacers & Adapters



GET IT TOGETHER!

Dozens of New Engine Swap-In-A-Box™ & Oil Filter Relocation Kits **NOW AVAILABLE.**

In this year's catalog, The Hedman Performance Group didn't just add dozens of new LS Swap headers, motor and transmission mounts and oil filtration components. Now, many of our popular engine swap and oil filtration components are available in kit form to make ordering easier, and to ensure the parts you choose work in harmony. Refer to the page numbers noted on this page to visit the newly expanded Engine Swap-In-A-Box™ and Oil Filter Relocation Kit Sections of our catalog.

ENGINE SWAP PRODUCTS & ENGINE SWAP-IN-A-BOX™ KITS

- ▶ New LS Swap Headers, Oil Pans, Engine and Transmission Mounts
- ▶ Complete Engine Swap Kits For LS & SB Chevy Engines into Classic American Muscle Cars & Trucks.
- ▶ Swap-In-A-Box™ Kits Available In Your Choice Of Black Ceramic, Silver Ceramic, Or Uncoated Header Finish.
- ▶ Buy Components Separately Or As A Kit



OIL FILTRATION COMPONENTS & FILTER RELOCATION KITS

New billet kits include AN fittings and high temp/pressure lines!



- ▶ ALL New CNC Billet Aluminum Oil Filter Relocation Kits
- ▶ Expanded Cast Aluminum Relocation Kit Offerings Now Include 90° Bypass & Horizontal Port Models
- ▶ New Dodge & Ford Diesel Truck Application Coverage
- ▶ PH8A, HP4 & Jumbo HP6 Filter Systems (or equivalent filter model)

TORQUE-CURVE
Performance EFI Spacers



- ▶ **NO WHISTLE!**
- ▶ **Increased Torque**
- ▶ **Better Fuel Efficiency**
- ▶ **Quicker Throttle Response**
- ▶ **Outperforms the Competition**
- ▶ **Easy To Install. Usually Less Than 30 Minutes**
- ▶ **Exclusively On Hamburger's & Trans-Dapt EFI Spacers**
- ▶ **All Spacers Include Gaskets & Mounting Hardware**



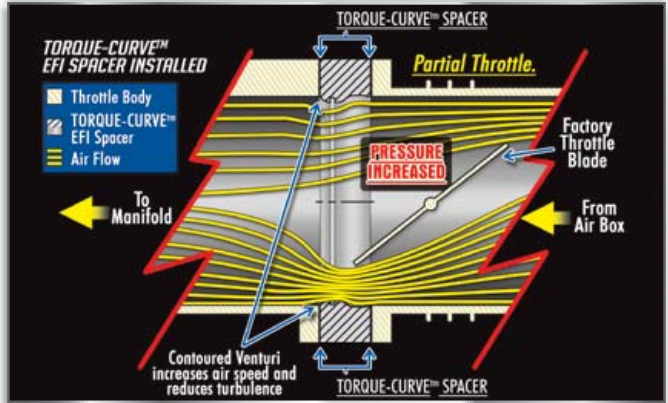
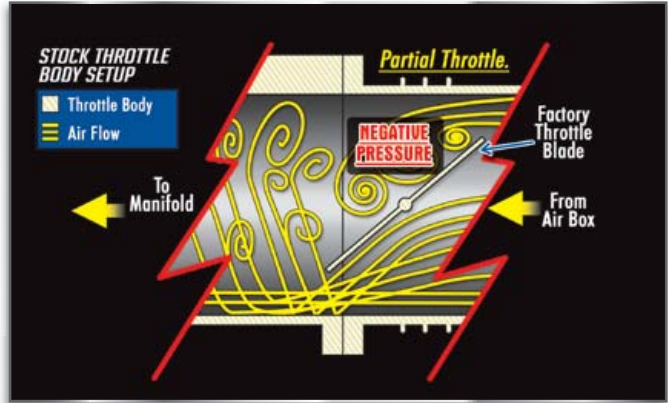
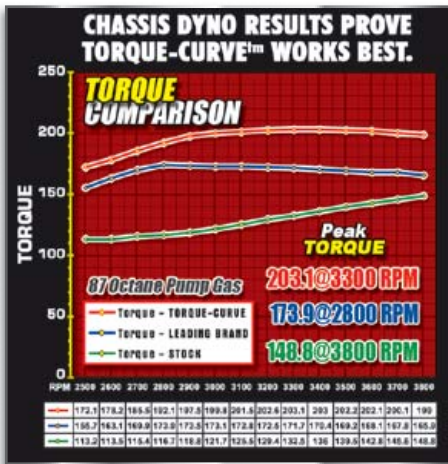
Cut View

DYNO PROVEN PERFORMANCE GAINS

Your vehicle's EFI system constantly adjusts the air/fuel ratio to the engine to suite environmental and driving conditions at any given moment. If your engine needs more air, and your throttle body can't meet that need, your overall performance diminishes. Torque-Curve's proprietary plenum design technology allows more air to be drawn into the engine by reducing induction turbulence, leading to improved performance from your engine and all its performance add-ons.

The diagrams to the right show how Torque-Curve's unique port design affects airflow through your engine's throttle body, speeding up flow, allowing a higher volume of air to reach your intake manifold. Since our spacers work by smoothing out airflow, and not by making it more turbulent, they work without creating the whistle typically associated with throttle body spacers.

Chassis dyno testing of the Torque-Curve Design, on a 1998 BB Chevy Motor showed an 18+ ft. lbs. torque increase over stock, and 20+ ft. lbs. more than the leading competitor's spacer. That's at the rear wheels! See the charts above for test results with an '04 GM truck.



TORQUE-CURVE™ Spacer technology is available Exclusively on Trans-Dapt and Hamburger's Performance EFI spacers!



- ▶ **50-State Legal Designs E.O. #D-578-1**
- ▶ **Cast Aluminum Construction**
- ▶ **1 Year Warranty**
- ▶ **Affordably Priced**
- ▶ **Made In The U.S.A.!**

- ▶ **CNC Machined**
- ▶ **Billet Aluminum Construction**
- ▶ **Limited Lifetime Warranty**
- ▶ **Made In The U.S.A.!**

THREE MPFI SPACER DESIGNS AVAILABLE TO MEET YOUR PERFORMANCE NEEDS!



The Torque-Curve™ design increases air intake volume and velocity, and conditions air at the throttle blade for the most performance gains from any EFI spacer. You will immediately notice better throttle response and torque.



The WIDE-OPEN™ plenum design of these spacers improves mid- to high-end torque. This spacer model is the ideal spacer for tow vehicles, or when frequent, wide open throttle use is required.



These are Trans-Dapt's original spacer design. SMOOTH-BORE™ spacers increase intake volume and velocity to provide mild performance gains across the entire RPM range.

96-00 CHEVY/GM TRUCKS/SUVS 5.7L VORTEC



96-00 SB Chevy/GMC 1500, 2500, 3500 Trucks & SUVs, Tahoe, Suburban & Yukon, Cadillac Escalade 5.0L, 5.7L Vortec V8



	SPACER NUMBER	REPLACEMENT GASKET
TORQUE-CURVE Design	2565	2079
SMOOTH-BORE Design	2765	2079

96-06 CHEVY/GM TRUCKS 4.3L VORTEC V6



96-06 Chevy/GMC 1500 Trucks, S-10/Blazer, S-15/Sonoma, Jimmy Vortec 4.3L Vortec V6



	SPACER NUMBER	REPLACEMENT GASKET
TORQUE-CURVE Design	2564	2079
SMOOTH-BORE Design	2764	2079

96-00 CHEVY/GM TRUCKS/SUVS 7.4L VORTEC



96-00 BB Chevy/GMC Trucks, 2500, 3500 Trucks & SUVs, Suburban & Motorhomes Vortec 7.4L



	SPACER NUMBER	REPLACEMENT GASKET
TORQUE-CURVE Design	2567	2079

99-06 CHEVY/GM TRUCKS/SUVS 4.8, 5.3 & 6.0L



99-06 Chevy/GMC (2007 Classic) 1500, 2500, 3500 trucks, SUVs, Suburban, Tahoe, Yukon, Yukon XL, Escalade, H2 & motorhomes with 4.8, 5.3, 6.0 & 8.1L. Gasoline, Hybrid and Methanol engines.



	SPACER NUMBER	REPLACEMENT GASKET
TORQUE-CURVE Design	*3262*	2079
CAST ALUMINUM MODELS		
TORQUE-CURVE Design	*2566	2079
SMOOTH-BORE Design	*2766	2079

02-10 GM GMT360 PLATFORM 4.2L INLINE 6



Fits a variety of 2002-10 GMT360 platform vehicles with an Inline 6 engine, including Trailblazer, Envoy, Colorado, Canyon, Bravada and Ranier.



	SPACER NUMBER	REPLACEMENT GASKET
TORQUE-CURVE Design	3264*	2079

07-10 CHEVY/GM TRUCKS/SUVS 4.8, 5.3, 6.0L



2007-10 Chevy/GMC Trucks, Suburban, Tahoe, Yukon with 4.8, 5.3 or 6.0L (New body style) Gasoline and Methanol engines



	SPACER NUMBER	REPLACEMENT O-RING
TORQUE-CURVE Design	3267*	2101

92-02 DODGE RAM 2500-3500 8.0L V10



92-02 Dodge Ram 1500, 2500 & 3500 3.9, 5.2, & 5.9L



	SPACER NUMBER	REPLACEMENT GASKET
TORQUE-CURVE Design	2571	2080
WIDE-OPEN Design	2671	2080
SMOOTH-BORE Design	2771	2080

97-03 DODGE DAKOTA/DURANGO 3.9, 5.2 & 5.9L



97-03 Dakota/Durango 3.9, 5.2, & 5.9L



	SPACER NUMBER	REPLACEMENT GASKET
TORQUE-CURVE Design	2516	2080
WIDE-OPEN Design	2616	2080
SMOOTH-BORE Design	2716	2080

99-02 DODGE RAM 1500-3500 3.9, 5.2 & 5.9L



99-02 Dodge Ram 1500-3500 3.9, 5.2 & 5.9L



	SPACER NUMBER	REPLACEMENT GASKET
WIDE-OPEN Design	2615	

00-04 DODGE CARS, TRUCKS, SUVS 4.7L



Fits 2000-2004 Dodge cars, trucks and SUVs with a 4.7L V8 engine.



	SPACER NUMBER	REPLACEMENT O-RING
TORQUE-CURVE Design	3261*	MSC133

*Not legal for sale or use on pollution controlled motor vehicles

MPFI SPACERS (CONTINUED)

05-09 DODGE CARS, TRUCKS, SUVs 5.7, 6.1L



Fits 2005-2009 Dodge cars, trucks and SUVs with a 5.7 or 6.1L Hemi V8 engine.



SPACER NUMBER	REPLACEMENT O-RING
3260*	MSC134

TORQUE-CURVE Design

87-95 FORD BRONCO, F-150 5.0L, 5.8L V8



87-95 Ford Bronco & F-150 5.0L & 5.8L V8



SPACER NUMBER	REPLACEMENT GASKET
2518	2093

TORQUE-CURVE Design

WIDE-OPEN Design

SMOOTH-BORE Design

2618

2093

2718

2093

97-04 FORD TRUCKS & SUVs 4.6L, 5.4L (2V) V8



97-04 Ford F-150 (old body) & Expedition 4.6L, 5.4L (2V), 98-99 Lincoln Navigator 5.4L V8, 04-07 F-150 4.6L, 96-00 Crown Victoria/Marquis



SPACER NUMBER	REPLACEMENT GASKET
2517	2092

TORQUE-CURVE Design

SMOOTH-BORE Design

2717

2092

99-04 FORD F-150 - F-250 5.4L



99-04 Ford F-250 & F-350 trucks with 5.4L V8



SPACER NUMBER	REPLACEMENT GASKET
2570	2092

TORQUE-CURVE Design

99-04 FORD F-250-F-550, MOTORHOMES 6.8L, V8



99-04 Ford F-250, F-350, F-450, F-550 & Motorhomes 6.8L V10



SPACER NUMBER	REPLACEMENT GASKET
2669	2095

WIDE-OPEN Design

SMOOTH-BORE Design

2769

2095

04-10 FORD TRUCKS/SUVs 5.4L V8



04-10 Ford Expedition, F-250, F-350; Super Duty with 5.4L V8; 04-10 F-150 with 5.4L V8; 06-08 Lincoln Mark LT 5.4L V8



SPACER NUMBER	REPLACEMENT O-RING
3265*	MSC143

TORQUE-CURVE Design

91-06 JEEP YJ & XJ 2.5L AND 4.0L



91-06 Jeep YJ/XJ/Cherokee 4.0L, 91-99 Jeep YJ/XJ Wrangler 2.5L 4 cylinder



SPACER NUMBER	REPLACEMENT GASKET
2572	2097

TORQUE-CURVE Design

SMOOTH-BORE Design

2772

2097

04-09 NISSAN TITAN / ARMADA 5.6L V8



Fits 2004-09 Nissan Titan trucks and Armada SUVs.



SPACER NUMBER	REPLACEMENT O-RING
3270*	MSC145

TORQUE-CURVE Design

THROTTLE BODY INJECTION SPACERS

2533
SWIRL-TORQUE™
TBI SPACERS

The slotted port design of our Swirl-Torque™ TBI Spacers creates a vortex that provides a better air/fuel mixture for greatly improved low-to mid-range torque.

2633
WIDE OPEN™
TBI SPACERS

The open plenum design of WIDE OPEN™ TBI Spacers promotes improved mid- to high-end torque. Ideal for towing applications, or frequent wide-open throttle use.

2736
SMOOTH BORE
TBI SPACERS

Smooth Bore TBI Spacers increase plenum volume and air velocity for respectable horsepower and torque gains throughout the RPM range.

THROTTLE BODY INJECTION SPACERS (TBI SPACERS)

APPLICATIONS	SWIRL TORQUE	WIDE OPEN	SMOOTH BORE
86-91 4.3L V6, 5.0L, 5.7L V8 Chevy/GMC Trucks, S-10 & SUVs (SINGLE WING NUT Air Cleaner)	2533	2633	2733
92-95 4.3L V6, 5.0L, 5.7L V8 Chevy/GMC Trucks, S-10 & SUVs (DOUBLE WING NUT Air Cleaner)	2534	2634	2734
87-90 7.4L Chevy/GMC Trucks/SUVs & Motorhomes	2535	2635	2735
91-95 7.4L Chevy/GMC Trucks/SUVs & Motorhomes	2536	2636	2736
TBI Adapter/Spacer- 87-90 7.4L or any 2" TBI to 5.0/5.7L; 1 3/4" Manifold	-	-	2737*

TBI FUEL LINE EXTENSIONS & TBI RISER PLATES

#2457 raises the housing of the TBI unit allowing 15% more air flow by the injectors for a 2 to 3 horsepower gain. Fits all Chevy & GMC trucks with the 4.3L V6 & 5.0-5.7L V8s.



Fuel line extensions lengthen the gas lines and are strongly recommended for a SAFER installation of ALL TBI spacers.

DESCRIPTION	PART #
1/4" TBI Riser Plate. Fits '86-95 4.3L V6, 5.0L, 5.7L V8 Chevy/GMC Trucks, S-10 & SUVs	2457*
Fuel line Extensions for TBI Spacers	2458

CARBURETOR TO TBI CONVERSION ADAPTER PLATES

- ▶ Improved Cold Starts
- ▶ Less Elevation Sensitivity
- ▶ 3 Different TBI Positions Available
- ▶ For GM & Holley TBI Systems
- ▶ Gaskets & Hardware Included
- ▶ 1/4" Tall for Ample Hood Clearance



NOTE: 87-95 GM 5.0-5.7L=1-3/4". 87-95 GM 7.4L, Holley=2". If using a 91-95 7.4L TBI you must use Trans-Dapt spacer part #2536 or 2736.

GM TBI TO QUADRAJET 4BBL



For mounting a stock 1986-95 Chevy or GMC truck, or Holley TBI system to any Q-Jet, Thermoquad or Spread Bore.

DESCRIPTION	PART #
SB Chevy TBI REAR Mount to QuadraJet 4V	2206*
SB Chevy TBI CENTER Mount to QuadraJet 4V	2211*
SB Chevy TBI FRONT Mount to QuadraJet 4V	2208*
BB Chevy TBI REAR Mount to QuadraJet 4V	2207*
BB Chevy TBI FRONT Mount to QuadraJet 4V	2209*

GM TBI TO HOLLEY 2BBL



For mounting a stock 1986-1995 Chevy or GMC truck, or Holley TBI system to any Holley 2V 350-500-650 CFM manifold. Only 1/4" thick to maximize hood clearance.

DESCRIPTION	PART #
SB Chevy TBI FRONT Mount to Holley 2V	2204*

GM TBI TO SQUARE BORE 4BBL



For mounting a stock 1986-1995 Chevy or GMC truck, or Holley TBI system to any Square Bore 3V or 4V manifold.


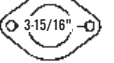
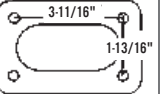

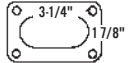
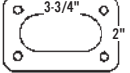
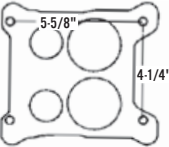
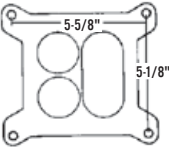
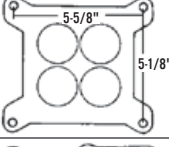
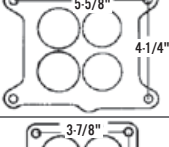
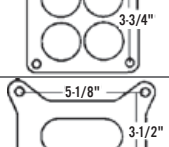
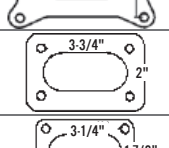
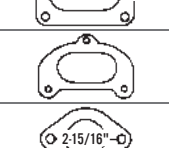
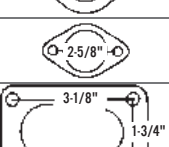
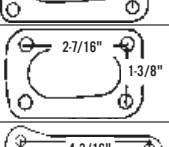
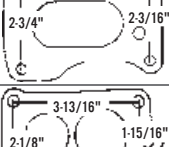

DESCRIPTION	PART #
SB Chevy TBI REAR Mount to Holley 4V	2200*
SB Chevy TBI CENTER Mount to Holley/AFB 4V	2210*
SB Chevy TBI FRONT Mount to Holley 4V	2202*
BB Chevy TBI REAR Mount to Holley 4V	2201*
BB Chevy TBI FRONT Mount to Holley 4V	2203*

*Not legal for sale or use on pollution controlled motor vehicles

CARBURETOR Base

TO FIND THE CORRECT ADAPTER MATCH THE CARBURETOR TO THE MANIFOLD.

Intake MANIFOLD Base

		SMALL ONE BBL.	LARGE ONE BBL.	HOLLEY 5200/5210 WEBER DGEV/DGAV DFAV/DFEV	3-BOLT TWO BBL. (STROMBERG)	SMALL TWO BBL.	LARGE TWO BBL. (ROCHESTER)	
								
QUADRAJET THERMOQUAD AND SPREAD BORE							2087	
HOLLEY THREE BARREL						UNIVERSAL 2065	UNIVERSAL 2065	
HOLLEY FOUR BARREL						UNIVERSAL 2065	UNIVERSAL 2065	
AFB FOUR BBL. (INCLUDING LARGE ROCHESTER)						UNIVERSAL 2065	UNIVERSAL 2065	
SMALL ROCHESTER						UNIVERSAL 2065	2065	
HOLLEY TWO BARREL 350-500-650 CFM						2086		
LARGE TWO BARREL (ROCHESTER)								
SMALL TWO BARREL								
THREE BOLT TWO BARREL (STROMBERG)		2025 / 2125	2025 / 2125					
LARGE ONE BARREL					2025 / 2125	2025 / 2125	2025 / 2125	
SMALL ONE BARREL					2025 / 2125	2025 / 2125		
DATSUN 1600-1800 TOYOTA, LUV COURIER				2107				
DATSUN B-110, B-210 HONDA CIVIC				2133				
TOYOTA 20R SERIES				2120				
TOYOTA 22R SERIES				2181				

*Not legal for sale or use on pollution controlled motor vehicles.

CARBURETOR Base

	HOLLEY TWO BBL. 350-500-650 CFM	SMALL ROCHESTER	AFB FOUR BBL. & LARGE ROCHESTER	HOLLEY FOUR BBL.	HOLLEY THREE BBL.	QUADRAJET THERMOQUAD SPREAD BORE	GM 4.3L V6 & SBC TBI 1.75" UNIT	GM 7.4L BBC TBI 2" UNIT
	2087		Universal 2066/2266 3220-Billet	2034 Universal 2066/2266 3224-Billet 3220-Billet	Universal 2066/2266 3220-Billet	2009 / 2109	Front Mount 2208 Center Mount 2211 Rear Mount 2206	Front Mount 2209 Rear Mount 2207
	UNIVERSAL 2065		2090			2066 / 2266	Front Mount 2202 Rear Mount 2200	Front Mount 2203 Rear Mount 2201
	UNIVERSAL 2065 3223-Billet	2064	2048 Spacer 2081 Spacer Universal 2090			Universal 2066/2266 3220-Billet	Front Mount 2202 Center Mount 2210 Rear Mount 2200	Front Mount 2203 Rear Mount 2201
	UNIVERSAL 2065 3223-Billet	2064	Universal 2064	2048 Spacer 2081 Spacer Universal 2090	2090	Universal 2066/2266 3220-Billet		
	2065		2062 3222-Billet	2062 3222-Billet				
		2065	UNIVERSAL 2065	UNIVERSAL 2065	UNIVERSAL 2065	2087	2204	
	2039	2065	UNIVERSAL 2065	UNIVERSAL 2065	UNIVERSAL 2065	2087		
	2040	2065	UNIVERSAL 2065	UNIVERSAL 2065	UNIVERSAL 2065	2087		
	2041							
	2044							
	2184							

*Not legal for sale or use on pollution controlled motor vehicles.

CARBURETOR SPACERS & ADAPTERS ARE ONE OF THE QUICKEST & EASIEST WAYS TO FIND MORE POWER & FINE TUNE YOUR SET-UP



- ▶ **ONE OF THE BROADEST CARBURETOR SPACER LINES ON THE MARKET.**
- ▶ **AVAILABLE FOR THE INDUSTRY'S LEADING CARBURETOR MODELS**
- ▶ **MULTIPLE PLENUM DESIGNS**
- ▶ **4 SPACER MATERIAL OPTIONS**
- ▶ **OVER 50 YEARS OF CARBURETOR SPACER & ADAPTER EXPERIENCE**
- ▶ **LIFETIME WARRANTY ON HAMBURGER'S SPACERS, 1 YEAR WARRANTY ON TRANS-DAPT SPACERS**



Carburetor spacers offer many benefits. From improving the quality of the air/fuel mixture entering your intake manifold, to keeping your carburetor cooler to prevent percolation, carburetor spacers are one of the single most beneficial aftermarket components you can get for your money and they're simple to install.

Trans-Dapt Performance Products started offering cast aluminum carburetor spacers and adapters to auto enthusiasts back in the 1960s. Today, with the addition of new materials, applications and plenum design, Trans-Dapt, along with its Hamburger's Performance Products premium brand of CNC, billet models, the line has grown to become one of the premier carburetor spacer and adapter lines in the world.

Review the info below to learn more about the various spacer model and material options available from Hamburger's and Trean-Dapt Performance Products.

CARBURETOR SPACER & ADAPTER PLENUM DESIGN OPTIONS

STANDARD DESIGN SMOOTH-BORE PORT



Standard ported design spacers add plenum length to speed up the air/fuel mixture into the intake manifold.

SWIRL-TORQUE™ SLOTTED PORT



The computer generated design of our Swirl-Torque™ plenum design provides superior atomization and improves overall air/fuel mixture quality for significant gains in torque

TORQUE-FLOW™ CONNICAL PORT



The conical design of our Torque-Flow™ plenum design creates a venturi effect to draw more air and fuel into the engine. This design is available on Hamburger's CNC billet aluminum spacers


OPEN PLENUM UNPORTED



The open plenum design of these spacers significantly increases plenum volume, and are ideal for wide open throttle applications, like drag racing.

CARBURETOR SPACER & ADAPTER MATERIAL OPTIONS

CNC BILLET & CAST ALUMINUM



Trans-Dapt Performance's Cast aluminum spacers are durable, affordable, and have been a mainstay of the Trans-Dapt line for over 5 decades.



Hamburger's Performance Billet machined spacers take durability and precision to the next level and are suitable for any service from weekend cruising, to wide-open throttle on the track.

CANVAS & PLASTIC PHENOLIC



Heat is the enemy of power and Trans-Dapt's Phenolic material spacers virtually eliminate vapor lock and percolation trouble. Their excellent insulating property prevents heat transfer from the manifold to the carburetor housing, keeping it and your fuel, cooler. A MUST in warmer climates!



2 BBL HOLLEY CARBURETOR SPACERS

All Spacers Include Gaskets & Hardware.

For use on Holley 350-500-650 CFM 2 barrel carburetors. Precision aluminum construction. Spacers #3131 and 3132 are for designed and include engraved bore size to comply with Pro Mod 4 series specifications.

	SPACER STYLE	PLENUM DESIGN	MATERIAL	PCV / VACUUM HOOK-UP	SPACER PART #	REPLACEMENT GASKET #	BRAND
2134* 3131* 2541	1/2" TALL						
	PORTED	SMOOTH-BORE	CAST ALUMINUM	NO	2136*	2132	TD TRANS DAPT.
	OPEN	SMOOTH-BORE	CAST ALUMINUM	NO	2134*	2132	TD TRANS DAPT.
	1" TALL						
	PORTED	SMOOTH-BORE	BILLET ALUMINUM	NO	2540*	2132	Hamburger's Performance Products
	PORTED	PRO-MOD 4 SPEC	BILLET ALUMINUM	NO	3131*	2132	Hamburger's Performance Products
	PORTED	SWIRL-TORQUE	CAST ALUMINUM	NO	2527*	2132	TD TRANS DAPT.
	PORTED	SMOOTH-BORE	CAST ALUMINUM	NO	2137*	2132	TD TRANS DAPT.
	OPEN	SMOOTH-BORE	CAST ALUMINUM	NO	2135*	2132	TD TRANS DAPT.
	2" TALL						
PORTED	SMOOTH-BORE	BILLET ALUMINUM	NO	2541*	2132	Hamburger's Performance Products	
PORTED	PRO-MOD 4 SPEC	BILLET ALUMINUM	NO	3132*	2132	Hamburger's Performance Products	

4 BBL HOLLEY & AFB CARBURETOR SPACERS

All Spacers Include Gaskets & Hardware.

These spacers are designed for use with square-bore 4 barrel carburetor spacers. Available in 3/8" to 2" spacer heights, and manufactured in a variety of materials to meet your performance goals. Most models have mounting points that allow them to be used with both Holley and AFB carburetors. Plastic phenolic spacers fit Holley carburetor models only. For maximum effectiveness on dual plane intake manifolds, use spacers #3217, 3218, 3219 or 3221, which are designed specifically for dual plane (a.k.a. 180°) intake manifolds. *Not for use on carburetors with AVS.*

	SPACER STYLE	PLENUM DESIGN	MATERIAL	PCV / VACUUM HOOK-UP	SPACER PART #	REPLACEMENT GASKET #	BRAND
2444* 2383* 2542 2103*	3/8" TALL						
	PORTED	SMOOTH-BORE	CAST ALUMINUM	NO	2280*	2033	TD TRANS DAPT.
	PORTED	SMOOTH-BORE	CANVAS PHENOLIC	NO	2446*	2033	TD TRANS DAPT.
	OPEN	SMOOTH-BORE	CAST ALUMINUM	YES	2094*	2069	TD TRANS DAPT.
	OPEN	SMOOTH-BORE	CAST ALUMINUM	NO	2063*	2069	TD TRANS DAPT.
	OPEN	SMOOTH-BORE	CANVAS PHENOLIC	NO	2444*	2069	TD TRANS DAPT.
	1/2" TALL						
	PORTED	SWIRL-TORQUE	PLASTIC PHENOLIC	NO	2528*	2033	TD TRANS DAPT.
	PORTED	SMOOTH-BORE	PLASTIC PHENOLIC	NO	2370*	2033	TD TRANS DAPT.
	OPEN	SMOOTH-BORE	PLASTIC PHENOLIC	NO	2180*	2069	TD TRANS DAPT.
	1" TALL						
	PORTED	TORQUE-FLOW	BILLET ALUMINUM	NO	3211*	2033 & 2069	Hamburger's Performance Products
	PORTED	SMOOTH-BORE	BILLET ALUMINUM	NO	2542*	2033	Hamburger's Performance Products
	PORTED	SWIRL-TORQUE	PLASTIC PHENOLIC	YES	2529*	2033	TD TRANS DAPT.
	PORTED	SWIRL-TORQUE	PLASTIC PHENOLIC	NO	2531*	2033	TD TRANS DAPT.
PORTED	SWIRL-TORQUE	CAST ALUMINUM	YES	2431*	2033	TD TRANS DAPT.	
PORTED	SWIRL-TORQUE	CANVAS PHENOLIC	YES	2550*	2033	TD TRANS DAPT.	

*Not legal for sale or use on pollution controlled motor vehicles.

4 BBL HOLLEY & AFB CARBURETOR SPACERS (continued)

All Spacers Include Gaskets & Hardware.


	SPACER STYLE	PLENUM DESIGN	MATERIAL	PCV / VACUUM HOOK-UP	SPACER PART #	REPLACEMENT GASKET #	BRAND	
<i>1" TALL (continued)</i>								
	PORTED	SWIRL-TORQUE	CANVAS PHENOLIC	NO	2551*	2033	TD TRANS DAPT.	
	PORTED	SMOOTH-BORE	CAST ALUMINUM	YES	2187*	2033	TD TRANS DAPT.	
	PORTED	SMOOTH-BORE	CANVAS PHENOLIC	YES	2447*	2033	TD TRANS DAPT.	
	PORTED	SMOOTH-BORE	CANVAS PHENOLIC	NO	2547*	2033	TD TRANS DAPT.	
	PORTED	SMOOTH-BORE	PLASTIC PHENOLIC	YES	2584*	2033	TD TRANS DAPT.	
	PORTED	SMOOTH-BORE	PLASTIC PHENOLIC	NO	2383*	2033	TD TRANS DAPT.	
	DUAL-PLANE	TORQUE-FLOW	BILLET ALUMINUM	NO	3219*	2033	Hamburger's Performance Products	
	DUAL-PLANE	SMOOTH-BORE	BILLET ALUMINUM	NO	3217*	2033	Hamburger's Performance Products	
	OPEN	SMOOTH-BORE	BILLET ALUMINUM	NO	3201*	2069	Hamburger's Performance Products	
	OPEN	SMOOTH-BORE	CAST ALUMINUM	YES	2103*	2069	TD TRANS DAPT.	
	OPEN	SMOOTH-BORE	CAST ALUMINUM	NO	2084*	2069	TD TRANS DAPT.	
	OPEN	SMOOTH-BORE	CANVAS PHENOLIC	YES	2545*	2069	TD TRANS DAPT.	
	OPEN	SMOOTH-BORE	CANVAS PHENOLIC	NO	2445*	2069	TD TRANS DAPT.	
	OPEN	SMOOTH-BORE	PLASTIC PHENOLIC	YES	2582*	2069	TD TRANS DAPT.	
	OPEN	SMOOTH-BORE	PLASTIC PHENOLIC	NO	2382*	2069	TD TRANS DAPT.	
	<i>2" TALL</i>							
		PORTED	TORQUE-FLOW	BILLET ALUMINUM	NO	3212*	2033 & 2069	Hamburger's Performance Products
		PORTED	SMOOTH-BORE	BILLET ALUMINUM	NO	2543*	2033	Hamburger's Performance Products
PORTED		SWIRL-TORQUE	CAST ALUMINUM	YES	2548*	2033	TD TRANS DAPT.	
PORTED		SWIRL-TORQUE	CAST ALUMINUM	NO	2432*	2033	TD TRANS DAPT.	
PORTED		SMOOTH-BORE	CAST ALUMINUM	YES	2049*	2033	TD TRANS DAPT.	
PORTED		SMOOTH-BORE	CAST ALUMINUM	NO	2048*	2033	TD TRANS DAPT.	
PORTED		SWIRL-TORQUE	PLASTIC PHENOLIC	YES	2530*	2033	TD TRANS DAPT.	
PORTED		SWIRL-TORQUE	PLASTIC PHENOLIC	NO	2532*	2033	TD TRANS DAPT.	
PORTED		SMOOTH-BORE	PLASTIC PHENOLIC	YES	2562*	2033	TD TRANS DAPT.	
PORTED		SMOOTH-BORE	PLASTIC PHENOLIC	NO	2462*	2033	TD TRANS DAPT.	
		DUAL-PLANE	TORQUE-FLOW	BILLET ALUMINUM	NO	3221*	2033	Hamburger's Performance Products
		DUAL-PLANE	SMOOTH-BORE	BILLET ALUMINUM	NO	3218*	2033	Hamburger's Performance Products
		OPEN	SMOOTH-BORE	BILLET ALUMINUM	NO	3202*	2069	Hamburger's Performance Products
		OPEN	SMOOTH-BORE	CAST ALUMINUM	YES	2082*	2069	TD TRANS DAPT.
		OPEN	SMOOTH-BORE	CAST ALUMINUM	NO	2081*	2069	TD TRANS DAPT.
		OPEN	SMOOTH-BORE	PLASTIC PHENOLIC	YES	2561*	2069	TD TRANS DAPT.
	OPEN	SMOOTH-BORE	PLASTIC PHENOLIC	NO	2461*	2069	TD TRANS DAPT.	

*Not legal for sale or use on pollution controlled motor vehicles.

4 BBL HOLLEY & AFB 8° LEVELLING BLOCK CARBURETOR SPACERS

All Spacers Include Gaskets & Hardware.


Keeps float-bowls level during acceleration. Leveling block spacers tilt the carburetor forward 8° to provide the optimum angle during quick acceleration and front-end lift. Excellent for marine and drag racing use.

	SPACER STYLE	PLENUM DESIGN	MATERIAL	PCV / VACUUM HOOK-UP	SPACER PART #	REPLACEMENT GASKET #	BRAND
 2008°	1-5/16" TALL						
	PORTED	SMOOTH-BORE	CAST ALUMINUM	NO	2028*	2033	TD TRANS DAPT.
	OPEN	SMOOTH-BORE	CAST ALUMINUM	NO	2008*	2069	TD TRANS DAPT.

4 BBL AVS (adjustable valve secondary) CARBURETOR SPACERS

All Spacers Include Gaskets & Hardware.


Edelbrock 650cfm carburetors with AVS (Adjustable valve secondary) technology may look like a standard 4 barrel carburetor, but the primary bores are slightly smaller than secondary bores. Using a standard 4 bbl holley type carburetor spacer will result in butterfly interference and possibly cause a stuck throttle. Hamburger's 4 barrel spacers for AVS models have staggered port sizes that match the carburetor to avoid interference.

	SPACER STYLE	PLENUM DESIGN	MATERIAL	PCV / VACUUM HOOK-UP	SPACER PART #	REPLACEMENT GASKET #	BRAND
 3225°	1" TALL						
	PORTED	TORQUE-FLOW	BILLET ALUMINUM	NO	3225*	2033 & 2069	Hamburger's Performance Products
	2" TALL						
	PORTED	TORQUE-FLOW	BILLET ALUMINUM	NO	3226*	2033 & 2069	Hamburger's Performance Products

QUADRAJET CARBURETOR SPACERS

All Spacers Include Gaskets & Hardware.


Quadrajets (a.k.a. Q-Jet) carburetors were introduced by GM back in the mid-60s and were factory equipment until the 1990s. The significant difference between the primary and secondary venturi diameters meant they were more fuel efficient and offered excellent throttle response at partial throttle, making them an ideal street performance carburetor. The spacers in this section are design for use with Q-Jet carburetors and are available in open and ported models.

	SPACER STYLE	PLENUM DESIGN	MATERIAL	PCV / VACUUM HOOK-UP	SPACER PART #	REPLACEMENT GASKET #	BRAND
 2109° and 3213°	1" TALL						
	PORTED	TORQUE-FLOW	BILLET ALUMINUM	NO	3213*	2070 & 2078	Hamburger's Performance Products
	PORTED	SMOOTH-BORE	BILLET ALUMINUM	NO	2544*	2070	Hamburger's Performance Products
	OPEN	SMOOTH-BORE	CAST ALUMINUM	YES	2009*	2078	TD TRANS DAPT.
	OPEN	SMOOTH-BORE	CAST ALUMINUM	NO	2109*	2078	TD TRANS DAPT.
	2" TALL						
	PORTED	SMOOTH-BORE	BILLET ALUMINUM	NO	2540*	2132	Hamburger's Performance Products

DOMINATOR CARBURETOR SPACERS

All Spacers Include Gaskets & Hardware.

Holley 4500 DOMINATOR carburetors offer monstrous flow for high displacement performance and race engines. The larger bore size means regular square bore, 4 barrel spacers are not compatible. The spacers in this section have a 2" bore that matches the Dominator venturis

	SPACER STYLE	PLENUM DESIGN	MATERIAL	PCV / VACUUM HOOK-UP	SPACER PART #	REPLACEMENT GASKET #	BRAND
 3204°, 2468°, and 3214°	1" TALL						
	PORTED	TORQUE-FLOW	BILLET ALUMINUM	NO	3204*	2283	Hamburger's Performance Products
	OPEN	SMOOTH-BORE	BILLET ALUMINUM	NO	3203*	2283	Hamburger's Performance Products
	OPEN	SMOOTH-BORE	CAST ALUMINUM	NO	2468*	2283	TD TRANS DAPT.
	2" TALL						
	PORTED	TORQUE-FLOW	BILLET ALUMINUM	NO	3215*	2283	Hamburger's Performance Products
	OPEN	SMOOTH-BORE	BILLET ALUMINUM	NO	3214*	2283	Hamburger's Performance Products
	OPEN	SMOOTH-BORE	CAST ALUMINUM	NO	2469*	2283	TD TRANS DAPT.

*Not legal for sale or use on pollution controlled motor vehicles.

All Spacers Include Gaskets & Hardware.

2 BBL HOLLEY CARBURETOR ADAPTERS

SPACER STYLE	PLENUM DESIGN	MATERIAL	HEIGHT	PCV / VACUUM HOOK-UP	SPACER PART #	REPLACEMENT GASKET #	BRAND
2 BBL CARBURETOR TO 1 BBL MANIFOLD Rochester 2GC 2 BBL, Tri-Power 2 BBL, 94, 97 or 48 Stromberg carburetors to any single venturi manifold.							
	OPEN	SMOOTH-BORE	CAST ALUMINUM	1-5/8"	NO	2025* MSC012/ MSC013	TD TRANS DAPT.
HOLLEY 2 BBL CARB TO ROCHESTER 2BBL MANIFOLD Holley 350-500-650 cfm 2 BBL to Large Rochester 2 BBL manifold.							
	OPEN	SMOOTH-BORE	CAST ALUMINUM	1/2"	NO	2039* 2132	TD TRANS DAPT.
HOLLEY 2 BBL CARB TO SMALL 2 BBL MANIFOLD Holley 350-500-650 cfm 2 BBL to Small 2 BBL manifold with (See page XX for Dimensions).							
	OPEN	SMOOTH-BORE	CAST ALUMINUM	1/2"	NO	2040* 2132	TD TRANS DAPT.
HOLLEY 2 BBL CARB TO HOLLEY 4 BBL MANIFOLD Adapts any Holley 350-500-650 cfm 2 BBL to any 4 BBL manifold.							
	PORTED	SMOOTH-BORE	BILLET ALUMINUM	1"	NO	3223* 2067/2069	Hamburger's Performance Products
	OPEN	SMOOTH-BORE	CAST ALUMINUM	15/16"	NO	2065* 2132/2069	TD TRANS DAPT.
HOLLEY 2 BBL CARB TO QUADRAJET MANIFOLD Adapts any Holley or Rochester 2 BBL carburetor (except Varajet & Dualjet) onto Quadrajets manifold base.							
	OPEN	SMOOTH-BORE	CAST ALUMINUM	1-1/8"	NO	2087* 2132/2078	TD TRANS DAPT.
HOLLEY 2 BBL CARB TO CHEVY 6" MANIFOLD Holley 350-500-650 cfm 2 BBL to Chevy straight "6" manifold or single venturi manifolds with 2-15/16" centers.							
	OPEN	SMOOTH-BORE	CAST ALUMINUM	1-1/4"	NO	2041* 2132	TD TRANS DAPT.
HOLLEY 2 BBL CARB TO FORD 6" MANIFOLD Holley 350-500-650 cfm 2 BBL to Ford straight "6" manifold or single venturi manifolds with 2-5/8" centers.							
	OPEN	SMOOTH-BORE	CAST ALUMINUM	1-3/4"	NO	2044* 2132	TD TRANS DAPT.
HOLLEY 2 BBL CARB TO TOYOTA 22R MANIFOLD Mounts Holley 350-500-650 cfm 2 BBL carburetor to Toyota 22R manifold base. Open center design.							
	OPEN	SMOOTH-BORE	CAST ALUMINUM	1-3/4"	YES	2184* 2132/2188	TD TRANS DAPT.

*Not legal for sale or use on pollution controlled motor vehicles.

All Spacers Include Gaskets & Hardware.



4 BBL HOLLEY CARBURETOR ADAPTERS

	SPACER STYLE	PLENUM DESIGN	MATERIAL	HEIGHT	PCV / VACUUM HOOK-UP	SPACER PART #	REPLACEMENT GASKET #	BRAND
HOLLEY/AFB 4 BBL CARBURETOR TO SMALL 4 BBL MANIFOLD								
	Large and medium base 1-11/16" port Holley or AFB 4 BBL carbs to smaller base 1-7/16" port 4 BBL manifolds.							
	PORTED	SMOOTH-BORE	CAST ALUMINUM	1/2"	NO	2064*	2033/2071	TD TRANS DAPT.
HOLLEY/AFB 4 BBL CARBURETOR UNIVERSAL TO SMALL 4 BBL MANIFOLD								
	Large and medium base 1-11/16" port Holley or AFB 4 BBL carburetors to smaller 4 BBL base manifolds with the same port size.							
	PORTED	SMOOTH-BORE	CAST ALUMINUM	1/2"	NO	2090*	2033	TD TRANS DAPT.
HOLLEY/AFB 4 BBL CARBURETOR TO DOMINATOR MANIFOLD								
	Holley & AFB square bore carb. to Holley 4500 Dominator manifold. The open center design provides a smooth transition.							
	OPEN	SMOOTH-BORE	CAST ALUMINUM	2-1/8"	NO	2381*	2069/2283	TD TRANS DAPT.
HOLLEY/AFB 4 BBL CARBURETOR TO QUADRAJET MANIFOLD								
	For installing a square bore 4 BBL Holley carburetor to a Quadrajet manifold base. Can also be used to mount a Quadrajet Carburetor to a Holley intake base. Open and ported models available in billet aluminum or cast aluminum							
	PORTED	SMOOTH-BORE	BILLET ALUMINUM	1"	NO	3224*	2033/2070	Hamburger's Performance Products
	OPEN	SMOOTH-BORE	BILLET ALUMINUM	1"	NO	3220*	2069/2078	Hamburger's Performance Products
	PORTED	SMOOTH-BORE	CAST ALUMINUM	1"	YES	2034*	2033/2070	TD TRANS DAPT.
	OPEN	SMOOTH-BORE	CAST ALUMINUM	3/4"	NO	2066*	2069/2078	TD TRANS DAPT.
OPEN	SMOOTH-BORE	CAST ALUMINUM	3/4"	YES	2266*	2069/2078	TD TRANS DAPT.	

*Not legal for sale or use on pollution controlled motor vehicles.



4 BBL HOLLEY CARBURETOR ADAPTERS (continued)

All Spacers Include Gaskets & Hardware.

SPACER STYLE	PLENUM DESIGN	MATERIAL	HEIGHT	PCV / VACUUM HOOK-UP	SPACER PART #	REPLACEMENT GASKET #	BRAND
 <p>HOLLEY/AFB 4 BBL CARBURETOR TO ROCHESTER MANIFOLD</p> <p>For installing a Holley square bore 4 BBL carburetor to small Rochester manifolds. Smooth tapered ports create a smooth flowing transition between the carburetor venturis and the manifold. Billet and cast aluminum models available.</p>							
PORTED	SMOOTH-BORE	CAST ALUMINUM	1/2"	NO	2062*	2033/2071	
 <p>HOLLEY 4 BBL CARBURETOR TO FORD 460 MANIFOLD</p> <p>Holley 4 BBL carb to 460 Ford Autolite manifold. Can use stock Ford EGR casting if desired. Drilled and tapped for PCV.</p>							
PORTED	SMOOTH-BORE	CAST ALUMINUM	15/16"	YES	2199*	2033/2279	




DOMINATOR 4500 CARBURETOR ADAPTERS

All Spacers Include Gaskets & Hardware.

SPACER STYLE	PLENUM DESIGN	MATERIAL	HEIGHT	PCV / VACUUM HOOK-UP	SPACER PART #	REPLACEMENT GASKET #	BRAND
 <p>DOMINATOR CARBURETOR TO HOLLEY/AFB 4 BBL MANIFOLD</p> <p>For mounting a Holley 4500 Dominator carburetor to a standard Holley & AFB manifold. The open center design provides a smooth transition between carburetor and manifold.</p>							
OPEN	SMOOTH-BORE	CAST ALUMINUM	2-1/8"	NO	2281*	2283/2069	
 <p>DOMINATOR CARBURETOR TO QUADRAJET MANIFOLD</p> <p>For mounting a Holley 4500 Dominator carburetor to a Quadrajet or Thermoquad manifold. The open center design provides a smooth transition between carburetor and manifold.</p>							
OPEN	SMOOTH-BORE	CAST ALUMINUM	2-1/8"	NO	2240*	2033/2279	

QUADRAJET CARBURETOR ADAPTERS

All Spacers Include Gaskets & Hardware.


SPACER STYLE	PLENUM DESIGN	MATERIAL	HEIGHT	PCV / VACUUM HOOK-UP	SPACER PART #	REPLACEMENT GASKET #	BRAND
 <p>QUADRAJET CARBURETOR TO HOLLEY 2 BBL MANIFOLD</p> <p>For mounting a QuadraJet Carburetor to a Holley 2 BBL manifold base.</p>							
OPEN	SMOOTH-BORE	CAST ALUMINUM	1-1/8"	NO	2087*	2078/2132	
 <p>QUADRAJET CARBURETOR TO HOLLEY/AFB 4 BBL MANIFOLD</p> <p>For mounting a QuadraJet carburetor on to a Holley/AFB 4 BBL square-bore manifold base. Available with or without vacuum port.</p>							
OPEN	SMOOTH-BORE	CAST ALUMINUM	3/4"	NO	2066*	2078/2069	
OPEN	SMOOTH-BORE	CAST ALUMINUM	3/4"	YES	2266*	2078/2069	
 <p>QUADRAJET CARBURETOR TO HOLLEY/AFB 4 BBL MANIFOLD</p> <p>For mounting a QuadraJet Carburetor on to a Holley or AFB 4 BBL manifold base.</p>							
OPEN	SMOOTH-BORE	CAST ALUMINUM	2-1/8"	NO	2340*	2078/2283	

WEBER DVG CARBURETOR ADAPTERS

All Spacers Include Gaskets & Hardware.

SPACER STYLE	PLENUM DESIGN	MATERIAL	HEIGHT	PCV / VACUUM HOOK-UP	SPACER PART #	REPLACEMENT GASKET #	BRAND
WEBER DGV CARBURETOR TO B-210, CIVIC MANIFOLD							
Weber DGV & Holley 5200-5210 Series carbs Datsun B-110, B-210 through '78 & Honda Civic '72-79. (except CVCC engine).							
OPEN	SMOOTH-BORE	CAST ALUMINUM	3/4"	NO	2133*	2144/2142	TD TRANS DAPT.
WEBER DGV CARBURETOR TO DATSUN 1600-1800 MANIFOLD							
For mounting a Weber DGV or Holley 5200-5210 Series carburetor to a Datsun 1600-1800, Toyota, Courier and others (1-3/4" x 3-1/8" pattern).							
OPEN	SMOOTH-BORE	CAST ALUMINUM	1-3/4"	NO	2107*	2144/2143	TD TRANS DAPT.
WEBER DGV CARBURETOR TO JEEP 1 BBL MANIFOLD							
For mounting a Weber DGV/DGEV Series Carburetor to a Jeep engine with 1 bbl manifold.							
OPEN	SMOOTH-BORE	CAST ALUMINUM	1-5/8"	YES	2125*	MSC012/ MSC013	TD TRANS DAPT.
WEBER DGV CARBURETOR TO TOYOTA 20R MANIFOLD							
Weber DGV Series & Holley 5200-5210 Series carbs to Toyota 20R engines. Open center design.							
OPEN	SMOOTH-BORE	CAST ALUMINUM	1-3/4"	YES	2120*	2144/2145	TD TRANS DAPT.
WEBER DGV CARBURETOR TO TOYOTA 22R MANIFOLD							
Weber DGV Series & Holley 5200-5210 Series carbs to Toyota 22R engines. Open center design.							
OPEN	SMOOTH-BORE	CAST ALUMINUM	1-3/4"	YES	2181*	2144/2188	TD TRANS DAPT.

CARBURETOR BASE GASKETS



Trans-Dapt Performance Products carburetor gaskets are precision cut from durable, 1/32" thick cellulose-nitrile material, for lasting service. Suitable for use with any brand carburetor spacer or adapter.


DESCRIPTION	PART #
Holley & AFB 4 bbl (ported)	2033
Holley 2 bbl (350-500-650) (open center)	2067
Holley & AFB 4 bbl (open center)	2069
Rochester Quadrajct (ported)	2070
Carter AFB 4 bbl (ported)	2071
Center Thermoquad (ported)	2072
Quadrajct Open Carb Gasket (open plenum)	2078
Rochester 2GC 2 bbl (ported)	2089
Holley 2 bbl (open center) (slotted holes)	2132
Datsun, Honda as used in #2133	2142
Datsun, Toyota (open center) as used in #2107	2143
Weber DGV as used in #2107 & #2120	2144
Toyota 20R as used in #2120	2145
Toyota 22R as used in #2181 & # 2184	2188
Ford 460 Autolite as used in #2199	2279
Holley 4500 Dominator (perforated to open)	2283

TBI SPACER GASKETS




DESCRIPTION	PART #
SB Chevy/GMC 86-95 TBI Gasket (open plenum)	2074
SB Chevy/GMC 86-95 TBI Gasket (ported)	2075
BB Chevy/GMC 87-90 TBI Gasket (open plenum)	2076
BB Chevy/GMC 87-90 TBI Gasket (ported)	2077
BB Chevy/GMC 91-05 TBI Gasket (ported)	2088

MPFI SPACER GASKETS



DESCRIPTION	PART #
Chevy/GM Truck & Motorhome all Vortec V8 & V6 MPFI Gasket	2079
Dodge Ram, Durango/Dakota 3.9-5.7L MPFI Gasket	2080
Ford F-150/250/350 4.6-5.4L MPFI Gasket	2092
Ford F-150/250/350 & Motorhome 7.5L MPFI Gasket	2093
Ford F-150/250/350 & Motorhome 6.8L MPFI Gasket	2095
Dodge Ram V10 MPFI Gasket	2096
Jeep 4.0L MPFI Gasket	2097

CARBURETOR STUD KITS



All kits come with 4 studs, 4 nuts, 4 washers.

OVERALL LENGTH	COURSE THREAD	FINE THREAD	KIT QUANTITY	PART #
1-3/8"	5/16"-18	5/16"-24	4	2046
2"	5/16"-18	5/16"-24	4	2047
3"	5/16"-18	5/16"-24	4	2106
3-5/16"	5/16"-18	5/16"-24	4	2108

CARBURETOR ADAPTER INSTALLATION KIT



This carb adapter installation kit is for use with All "Universal" carb adapters. Also works with many other brands of carb adapters. Each kit includes 4- 1/4"-20 x 2" studs, 4- 1/4"-20 nuts, 4 washers, 4- 1/4"-20 x 3/4" slotted screws and 4 shoulder nuts.

DESCRIPTION	PART #
Carburetor Adapter Installation Kit	2295*

GM TRUCK/SUV FAN SPACER

This fan spacer may be necessary when installing an MPFI spacer on a GM truck or SUV. It provides additional fan clearance between the fan and the air intake elbow.



DESCRIPTION	THICKNESS	PART #
GM Fan Spacer	3/8"	2599

SILICONE VACUUM HOSE

Colorful silicone hose is the perfect way to dress up your engine compartment while replacing dried out, or cracked vacuum hose. Ideal for use on domestic and import vehicles.



Legal for use on 1995 or earlier model year vehicles only.

NOT FOR GAS, OIL OR WATER!

HOSE DIAMETER	I.D. INCH EQUIVALENT	HOSE LENGTH	RED HOSE	YELLOW HOSE [^]	BLUE HOSE
3mm	1/8"	10 ft.	5775*	5776*	5777*
6mm	1/4"	10 ft.	5778*	5779*	5780*
8mm	5/16"	10 ft.	5781*	5782*	5783*
10mm	3/8"	10 ft.	5784*	5785*	5786*

COMPLETE ENGINE KITS

10 ft-3mm, 5 ft-6mm, 5 ft-8mm 2½ ft of 10mm	6997*	6998*	6999*
--	-------	-------	-------

[^]Part numbers in **PURPLE** will be discontinued when inventory is depleted.

VACUUM LINE CAP KIT

This kit contains:



DIAMETER	CAP COLOR	QUANTITY
1/8"	YELLOW	2
3/16"	BLUE	6
1/4"	RED	6
5/16"	WHITE	2
3/8"	BLACK	4

DESCRIPTION	PART #
Vacuum Line Cap Kit	9009*

CHROME FUEL FILTERS RE-USABLE



Do Not Use With Fuel Injection Systems

3/8" diameter straight through inlet and outlet. Replaceable, free-flowing bronze element. Replacement filter element available.

DESCRIPTION	PART #
Filter with clamps	9407
Replacement Bronze Element	9408

CHROME FUEL FILTERS DISPOSABLE



Do Not Use With Fuel Injection Systems

Disposable, chrome in-line filter with paper element. Dress up your engine compartment, while protecting it from harmful contaminants.

DESCRIPTION	PART #
3/8" Inlet & Outlet Filter	9177
5/16" Inlet & Outlet Filter	9212

GLASS & CHROME FUEL FILTERS




Do Not Use With Fuel Injection Systems

Visually inspect the condition of your vehicle's fuel and fuel filter element. Replacement filter kit available.

DESCRIPTION	PART #
3/8" Inlet & Outlet Filter	9245
5/16" Inlet & Outlet Filter	9247
Replacement Filter Kit	9248

FUEL PUMP BLOCK-OFF PLATES FINNED STYLE



Finned style, die cast fuel pump block-off plates cover the stock fuel pump openings. Gasket included.

DESCRIPTION	PART #
283-400 Small Block Chevy	2057
396-454 Big Block Chevy, V6s & others with 1-3/4" centers.	2058


FUEL PUMP BLOCK-OFF PLATES



These fuel pump block-off plates look great! They are available ball-milled polished aluminum, ball-milled, or chrome steel

DESCRIPTION	ALUMINUM PART #	CHROME PART #
283-400 Small Block Chevy	6064	2054
396-454 Big Block Chevy, V6s & others with 1-3/4" centers.	6065	2055

FUEL PUMP MOUNTING PLATE



Ideal for mounting stock OEM fuel pumps. Precision cut, chrome plated steel. Comes complete with gasket.

DESCRIPTION	PART #
283-400 Small Block Chevy	2310

BILLET ALUMINUM FUEL LOG



This billet aluminum fuel log is for use with Holley's Dual fuel bowl carburetors. Includes 1/8" NPT port for return line or fuel pressure gauge. Clear anodized finish for long-lasting good looks.

DESCRIPTION	PART #
Billet aluminum fuel log for Holley dual fuel bowls (9-5/16" Centers)	2191

CHROME-PLATED STEEL FUEL LINES



No bending required. Special flares on carburetor end for improved sealing. 3/8" dia. for excellent flow. 1/8" NPT threads (w/ plug) for fuel pressure gauge (gauge not included).

DESCRIPTION	PART #
Edelbrock and Carter Carburetors	2157
Holley Quad (9-5/16" Centers) Dual Meter	2193
Holley Quad (9-5/16" Centers)	2197
Holley 3310 (8-21/32" Centers)	2198
Holley 3310-2 (8-21/32" Centers)	2194

FUEL SYSTEM Y-BLOCK BILLET ALUMINUM



- Billet Aluminum Construction
- Available in 3 Outlet Sizes
- 3/8" NPT Female Inlet
- -AN Male Thread Outlets
- 1/8" NPT Gauge Port
- Fittings Included

DESCRIPTION	OUTLET PORT SIZE	PART #
Billet Fuel System Y-Block	-4 AN	3345
Billet Fuel System Y-Block	-6 AN	3346
Billet Fuel System Y-Block	-8 AN	3348
Billet Fuel System Y-Block	-10 AN	3349

FUEL PRESSURE GAUGE



Pressure range 0-15 PSI. 1-1/2" diameter, liquid filled black dial. Equipped with 1/8" NPT threaded male fitting.

DESCRIPTION	PART #
0-15 PSI Fuel pressure gauge (Black Dial)	2388

FUEL PRESSURE REGULATOR CHROME



Regulates fuel pressure from 1-6PSI. Comes with fittings for 5/16" & 3/8" fuel lines.

Connector tubes & clamps included. Chrome plated.

NOT FOR USE WITH FUEL-INJECTION SYSTEMS!

DESCRIPTION	PART #
1-6 lb. Chrome Fuel Regulator	2329

BRASS FUEL FITTINGS



2269/2270



2271



2272



2273

DESCRIPTION	QUANTITY	PART #
STRAIGHT Fitting; 3/8" NPT to 3/8" I.D. Hose - Barbed	Each	2269
STRAIGHT Fitting; 3/8" NPT to 3/8" I.D. Hose - Barbed	Pair	2270
STRAIGHT Fitting; 3/8" NPT to 1/2" I.D. Hose - Barbed	Pair	2272
90° Fitting; 3/8" NPT to 3/8" I.D. Hose - Barbed	Each	2271
90° Fitting; 3/8" NPT to 1/2" I.D. Hose - Barbed	Each	2273

PLASTIC "CARB HAT" CARBURETOR COVER



DESCRIPTION	PART #
Plastic 5-1/8" Carburetor Hat	2012

Keep dirt & contaminants out of your carburetor during storage or down time. Fits carburetors with 5-1/8" necks.

ALUMINUM "CARB HAT" CARBURETOR COVER



DESCRIPTION	PART #
Spun Aluminum 5-1/8" Carburetor Hat	2007

This spun aluminum carb hat keeps dirt and other contaminants out of your carburetor. For use with 5-1/8" neck carburetors.

STANDARD 6 FT. CHOKE CABLE KIT

Solid steel core and zinc-plated shroud with chromed plastic knob. Requires a 3/8" diameter mounting hole.



DESCRIPTION	PART #
6 ft. Choke cable kit with plastic knob	2332

PREMIUM 6 FT. CHOKE CABLE KIT W/ BILLET KNOB

This premium choke cable has a stainless steel sheath and aluminum knob. Requires a 3/8" mounting hole.



DESCRIPTION	PART #
6 ft. Choke cable kit with billet aluminum knob	4120

STANDARD UNIVERSAL FIT THROTTLE CABLES

These standard design, universal fit throttle cables have a thick rubber sheath to protect the inner cabling from corrosion and binding.



DESCRIPTION	PART #
24" Universal fit throttle cable	4123
36" Universal fit throttle cable	4124

PREMIUM UNIVERSAL FIT THROTTLE CABLES

Trans-Dapt's premium throttle cables have a stainless steel sheath and is suitable for any level of hot rod project. Fits carbureted vehicles and 1986-93 Ford EFI Motors.



DESCRIPTION	PART #
24" Carburetor throttle cable - Stainless Steel & Aluminum	8988
36" Carburetor throttle cable - Stainless Steel & Aluminum	4122
24" TUNED PORT Carburetor throttle cable - Stainless Steel & Aluminum	4119

REPLACEMENT THROTTLE CABLES

Replacement throttle cables for Trans-Dapt's discontinued #4103 & #4107 cable throttle kits.



DESCRIPTION	PART #
72" Replacement Cable	4129 ^o
84" Replacement Cable	4130 ^o
96" Replacement Cable	4131 ^o

^o Discontinued when current inventory is depleted.


FIREWALL MOUNT GAS PEDAL ASSEMBLIES

Trans-Dapt's firewall mount gas pedals are premium quality, and ideal for virtually any hot rod or street rod project. They are universal in design and installation is a breeze. Most models utilize non-slip rubber pad inserts to ensure safe operation, even when the pedal surface is wet.



SHAPE	MATERIALS	PAD DIMENSIONS	PART #
OVAL	All Chromed Steel	-	9507
OVAL	All Polished Aluminum; Rubber Inserts	2-3/8" x 1-9/16"	9505
ROUND	All Polished Aluminum; Rubber Inserts	3-1/4"	9506
PARALLELOGRAM	Polished Aluminum/Steel Arm; Rubber Inserts	4-1/4" x 2"	8956
RECTANGLE	Polished Aluminum/Steel Arm; Rubber Inserts	4" x 1-1/2"	8958
RECTANGLE	All Polished Aluminum; Rubber Inserts	4" x 1-3/4"	9501

UNIVERSAL SWING PEDALS



Heavy-duty steel construction for long service. Grooved, rubber pedal pads are included, and provide a safe, non-slip surface.

DESCRIPTION	PART #
Single Swing Pedal for single master cylinder. May be used for brake or clutch. For E.I.S. or Wagner master cylinders.	4148
Dual Swing Pedal Assembly is designed for various Bendix master cylinders.	4149

FLOOR BOARD MOUNT GAS PEDAL ASSEMBLIES



This classic style street rod gas pedal mounts to the floorboard. And comes complete with everything you'll need, minus the throttle cable.

The vertical, ribbed rubber inserts provide a non-skid surface to ensure your foot stays in place when you mash the go pedal. Quality Trans-dapt throttle cables are available separately.

Matching Headlight Dimmer Switch also available separately.



SHAPE	MATERIALS	PAD DIMENSIONS	PART #
RECTANGLE	POLISHED aluminum pedal with Stainless steel mounting bracketry	6-1/2" x 2"	9509
RECTANGLE	POLISHED & CHROMED aluminum pedal with Stainless steel mounting bracketry	6-1/2" x 2"	9510
Matching RECTANGLE Headlight Dimmer Switch		1-1/2" x 1-3/4"	9508

RETRO STYLE BAREFOOT GAS PEDAL COVER



This barefoot style pedal is reminiscent of the 1970's customizing trend. The pedal easily installs over the factory gas pedal (up to 2" wide) using two steel braces and 4 machine screws, and no modification to the factory pedal is required. The chrome steel pedal has a Black finish with vertical chromed ribs to provide grip.

Matching Headlight Dimmer Switch also available separately.

SHAPE	MATERIALS	PAD DIMENSIONS	PART #
BAREFOOT	Chrome steel with black powdercoat inlay	9" x 4-1/4"	9560
Matching Barefoot Headlight Dimmer Switch		4-3/4" x 2"	9561

HEADLIGHT DIMMER SWITCH PEDAL COVERS



These dimmer switch pads easily install over your stock floor mounted headlight dimmer switch. Simply push it on and tighten the two set screws to securely attach it. Works with switches up to 7/8" in diameter.

SHAPE	MATERIALS	PAD DIMENSIONS	PART #
BAREFOOT	Chrome steel with black powdercoat inlay	4-3/4" x 2"	9561
RECTANGLE	Polished aluminum with rubber inserts	1-1/2" x 1-3/4"	9508

*Not legal for sale or use on pollution controlled motor vehicles

BILLET ALUMINUM THROTTLE BRACKET

Trans-Dapt's new billet throttle brackets are more than just highly functional, they look great too. The Anodized finish, along with the stainless steel hardware and dual return springs will look great for years. Ideal for street rod & racing projects.



- ▶ **CNC Machined Billet Aluminum**
- ▶ **Fully Adjustable**
- ▶ **Works with GM Snap, Ford and Morse Cables**
- ▶ **Stainless Springs & Hardware**

SHAPE	CLEAR ANODIZED	RED ANODIZED	BLACK ANODIZED	BLUE ANODIZED
Holley 4150 Carburetors	2342	2349	2344	2348
Holley Dominator 4500	-	2341	-	-

TRANSMISSION KICKDOWN CABLE KITS



Trans-Dapt Flexible Braided Transmission Kickdown Cables have a tough braided stainless steel housing and come complete with the linkage required to effortlessly install it on your carbureted GM, Ford or Chrysler vehicle. 24" Braided stainless throttle cable assembly.

DESCRIPTION	PART #
CHRYSLER 727	8964
CHRYSLER 904	8965
FORD C-4	8970
FORD C-6	8981
GM 4L60	8966
GM 700R4	8985
GM 700R4 (Tuned Port)	8967
GM TURBO TH-350	8989
GM TURBO TH-350 (56")	8969
GM TURBO TH-350 (Tuned Port)	8968

TRANSMISSION KICK DOWN BRACKET



Chrome plated bracket is for use with Trans-Dapt #9756 throttle cable bracket set on applications with a GM Turbo 350 automatic transmission.

DESCRIPTION	PART #
Turbo 350 Transmission Kickdown Bracket	9757


THROTTLE CABLE BRACKET SET



For SB Chevys with throttle cable type linkage. Installs without removing carburetor. Fully adjustable. #9757 bracket is required for use with TH-350 or 400 transmissions. Bolts to intake manifold.

DESCRIPTION	PART #
SB Chevy throttle bracket set	9756

THROTTLE RETURN SPRING KITS



This chrome kit allow for easier carb swaps. Works with GM cable brackets and fit most Holley and Carter AFB carburetors. Includes cable and transmission kick down cable bracket. Bolts to intake manifold.

DESCRIPTION	PART #
BB Chevy Throttle Return Spring Kit	2386
SB Chevy Throttle Return Spring Kit (Tall)	2387


THROTTLE RETURN SPRING BRACKETS



Chrome-plated carburetor spring brackets provide an extremely convenient location to hook up your carburetor return spring. Designed for SB Chevy & SB Ford motors.

DESCRIPTION	PART #
Throttle Return Spring Bracket; SB Chevy & others	2291
Throttle Return Spring Bracket; SB Ford & others	2297

CARBURETOR LINKAGE PLATE



Prevent accelerator cable binding and linkage hassles with this chromed steel carburetor linkage plate for Holley carburetors. Includes bracket for GM cable. #2334 bracket for Morse cable available separately.

DESCRIPTION	PART #
Holley & AFB Carb Linkage Plate	2333
Morse Cable Bracket for Carb Linkage Plate	2334

CARBURETOR MOUNT THROTTLE RETURN KIT



Mounts directly to the carburetor. Fits Holley 2300 & 2305 series two-barrel, or 4150 & 4160 four-barrel carbs on virtually any engine! Chrome plated. Includes both heavy & light spring sets.

DESCRIPTION	PART #
Holley Carburetor mount Throttle Return Kit	2083


DUAL CARB LINKAGE KIT



Use this kit for connecting dual inline carburetors. Compatible with Holley, Demon, Edelbrock, Carter and Barry Grant carburetors.

DESCRIPTION	PART #
Dual carburetor linkage with hardware.	2336

CARBURETOR LINKAGE BRACKETS



For use with manual transmissions. Compatible with GM throttle cable. Makes carburetor swaps quick and easy.

DESCRIPTION	PART #
Carb linkage bracket; MANUAL Trans.	9619



Compatible with GM cable brackets, and fits most Holley and Carter AFB carburetors. Cable bracket and transmission kickdown cable bracket included.

DESCRIPTION	PART #
Carb linkage bracket; AUTOMATIC Trans.	9620

Hamburger's
Performance Products

**BILLET ALUMINUM
OIL FILTRATION COMPONENTS
& OIL FILTER RELOCATION KITS**



- ▶ **ULTRA HIGH-FLOW DESIGN**
- ▶ **-12AN INLET/OUTLET PORTS (O-RING DESIGN)**
- ▶ **TRUE-DUAL™ FILTER BASES OFFER TRUE DOUBLE FILTERING OF ENGINE OIL**
- ▶ **IDEAL FOR RACE, MARINE & DIESEL USE**
- ▶ **BUILT-IN INSTRUMENTATION PORT (ON SELECT MODELS)**
- ▶ **100% CNC MACHINED 6061-T6 ALUMINUM**
- ▶ **LIFETIME WARRANTY ON ALL HAMBURGER'S BILLET OIL FILTRATION PRODUCTS**

Hamburger's Performance Products Oil Filtration Components and Oil Filter Relocation Kits are the pinnacle of quality and performance. CNC machined in our California manufacturing facility using durable, lightweight, aircraft-quality aluminum, Hamburger's components are durable and provide high enough oil flow for virtually any automotive application— from daily driver to top fuel dragster.

Now, the same high quality filtration components you've trusted for nearly a decade are available as complete relocation kits. Check out the charts on the following pages for a selection of single filter, dual filter and multi-position oil filter relocation kits. Each kit includes a remote filter base, application specific filter bypass adapter, aluminum fittings and braided oil lines.



New billet kits include quality Gates Oil Lines



Billet Kits Include -12 AN Fittings



Select bases include Instrumentation Port

**TD TRANS
DAPT**
PERFORMANCE PRODUCTS

**CAST ALUMINUM
OIL FILTRATION COMPONENTS
& OIL FILTER RELOCATION KITS**

- ▶ **MANY OLD SCHOOL ENGINE, BOLT-ON STYLE BYPASS ADAPTERS AVAILABLE.**
- ▶ **CAST ALUMINUM CONSTRUCTION**
- ▶ **HAND-FINISHED PORT THREADS**
- ▶ **COMPLETE OIL FILTER RELOCATION KITS & INDIVIDUAL COMPONENTS AVAILABLE**
- ▶ **ALL NEW HORIZONTAL PORT AND 90° BYPASS ADAPTER FILTER RELOCATION KITS AVAILABLE**



Trans-Dapt Performance Products has been manufacturing engine oil filter products since the mid-60's, and began offering complete remote oil filter relocation kits in 1984.

While designs have changed and production equipment may have been updated over the past 40 years, Trans-Dapt's dedication to manufacturing quality oil filtration components has not. From simple daily drivers to classic muscle cars, Trans-Dapt's oil filtration components and remote filter kits are an ideal, cost effective choice for upgrading or repairing your engine's oiling system. Cast aluminum oil filtration components are not suitable for use on diesel, race or marine applications. For these applications use our Hamburger's billet oil filtration components.




Cast relocation kits include 30° Oil Lines



Cast aluminum Kits include solid brass barbed fittings

REMOTE OIL FILTER RELOCATION KIT SYSTEM STYLE REFERENCE CHART

These photos are intended to assist in the choosing of an oil filter relocation kit system for your project. Match the reference letter noted in the product charts on these pages to the reference letters in this reference guide to identify the components included with that oil filter relocation kit type.



SINGLE OIL FILTER RELOCATION KITS

BYPASS & ENGINE INFORMATION
ENGINE OIL FILTER FLANGE & NIPPLE SIZE

REMOTE FILTER MOUNT BASE INFORMATION
INLET/OUTLET PORT SIZE & STYLE

BYPASS STYLE	PHOTO REFERENCE (SEE ABOVE)	I.D.	O.D.	ENGINE OIL FILTER NIPPLE SIZE	MOUNTING STYLE	PORT ORIENTATION	PORT SIZE	FILTER SIZE (Or Equivalent)	AUXILIARY PORT	MATERIAL	SYSTEM PART#	REPLACEMENT BYPASS ORING	REPLACEMENT FILTER BASE NIPPLE	LOGO	
DODGE (AND OTHER MOPARS)															
<i>CHRYSLER SLANT 6 AND V8</i>															
Standard Bypass	C	2-1/2"	2-3/4"	3/4"-16	Spin-On	Horizontal	-12 AN	PH8A	1/8" NPT	Billet	3353	1042	1034		
Standard Bypass	G	2-1/2"	2-3/4"	3/4"-16	Spin-On	Horizontal	1/2" NPT	PH8A	None	Cast	1513	1042	1034		
Standard Bypass	D	2-1/2"	2-3/4"	3/4"-16	Spin-On	Vertical	-12 AN	PH8A	None	Billet	3363	1042	1034		
Standard Bypass	I	2-1/2"	2-3/4"	3/4"-16	Spin-On	Vertical	1/2" NPT	PH8A	None	Cast	1113	1042	1034		
90° Bypass	H	2-1/2"	2-3/4"	3/4"-16	Spin-On	Horizontal	1/2" NPT	PH8A	None	Cast	1813	1042	1034		
90° Bypass	J	2-1/2"	2-3/4"	3/4"-16	Spin-On	Vertical	1/2" NPT	PH8A	None	Cast	1613	1042	1034		
<i>DODGE CUMMINS DIESEL 5.9L</i>															
Standard Bypass	C	2-1/4"	3-11/16"	1"-16	Spin-On	Horizontal	-12 AN	HP6	1/8" NPT	Billet	3358	1037	3334		
Standard Bypass	D	2-1/4"	3-11/16"	1"-16	Spin-On	Vertical	-12 AN	HP6	None	Billet	3368	1037	3334		
FORD															
<i>FORD INLINE 6, V6 AND V8 ENGINES</i>															
Standard Bypass	C	2-1/2"	2-3/4"	3/4"-16	Spin-On	Horizontal	-12 AN	PH8A	1/8" NPT	Billet	3353	1042	1034		
Standard Bypass	G	2-1/2"	2-3/4"	3/4"-16	Spin-On	Horizontal	1/2" NPT	PH8A	None	Cast	1513	1042	1034		
Standard Bypass	D	2-1/2"	2-3/4"	3/4"-16	Spin-On	Vertical	-12 AN	PH8A	None	Billet	3363	1042	1034		
Standard Bypass	I	2-1/2"	2-3/4"	3/4"-16	Spin-On	Vertical	1/2" NPT	PH8A	None	Cast	1113	1042	1034		
90° Bypass	H	2-1/2"	2-3/4"	3/4"-16	Spin-On	Horizontal	1/2" NPT	PH8A	None	Cast	1813	1042	1034		
90° Bypass	J	2-1/2"	2-3/4"	3/4"-16	Spin-On	Vertical	1/2" NPT	PH8A	None	Cast	1613	1042	1034		

*Cast Aluminum filtration components are not for use on Race, Marine or Diesel Applications!



SINGLE OIL FILTER RELOCATION KITS (Continued)

BYPASS STYLE	PHOTO REFERENCE (SEE ABOVE)	BYPASS & ENGINE INFORMATION				REMOTE FILTER MOUNT BASE INFORMATION				MATERIAL	SYSTEM PART#	REPLACEMENT BYPASS O-RING	REPLACEMENT FILTER BASE NIPPLE	LOGO
		ENGINE OIL FILTER FLANGE & NIPPLE SIZE				INLET/OUTLET PORT SIZE & STYLE								
		I.D.	O.D.	ENGINE OIL FILTER NIPPLE SIZE	MOUNTING STYLE	PORT ORIENTATION	PORT SIZE	FILTER SIZE (Or Equivalent)	AUXILIARY PORT					
FORD 4.6L, 5.0L (COYOTE) 5.4L MODULAR V8 & 6.8L V10, 5.8L [continued]														
Standard Bypass	C	2-1/2"	2-3/4"	22mm x 1.5	Spin-On	Horizontal	-12 AN	HP4	1/8" NPT	Billet	3357	1042	1066	
Standard Bypass	G	2-1/2"	2-3/4"	22mm x 1.5	Spin-On	Horizontal	1/2" NPT	PH8A	None	Cast	1527	1042	1034	
Standard Bypass	D	2-1/2"	2-3/4"	22mm x 1.5	Spin-On	Vertical	-12 AN	HP4	None	Billet	3367	1042	1066	
Standard Bypass	I	2-1/2"	2-3/4"	22mm x 1.5	Spin-On	Vertical	1/2" NPT	PH8A	None	Cast	1127	1042	1034	
90° Bypass	H	2-1/2"	2-3/4"	22mm x 1.5	Spin-On	Horizontal	1/2" NPT	PH8A	None	Cast	1827	1042	1034	
90° Bypass	J	2-1/2"	2-3/4"	22mm x 1.5	Spin-On	Vertical	1/2" NPT	PH8A	None	Cast	1627	1042	1034	
FORD DIESEL (1-1/2" THREAD)														
Standard Bypass	C	3-1/2"	4-11/16"	1-1/2"-16	Spin-On	Horizontal	-12 AN	HP6	1/8" NPT	Billet	3359	1039	3334	
Standard Bypass	D	3-1/2"	4-11/16"	1-1/2"-16	Spin-On	Vertical	-12 AN	HP6	None	Billet	3369	1039	3334	
GENERAL MOTORS														
GENERAL MOTORS V6, 4 CYLINDER & IMPORTS														
Standard Bypass	C	2-1/2"	2-3/4"	18mm x 1.5	Spin-On	Horizontal	-12 AN	HP4	1/8" NPT	Billet	3356	1042	1066	
Standard Bypass	G	2-1/2"	2-3/4"	18mm x 1.5	Spin-On	Horizontal	1/2" NPT	PH8A	None	Cast	1550	1042	1034	
Standard Bypass	D	2-1/2"	2-3/4"	18mm x 1.5	Spin-On	Vertical	-12 AN	HP4	None	Billet	3366	1042	1066	
Standard Bypass	I	2-1/2"	2-3/4"	18mm x 1.5	Spin-On	Vertical	1/2" NPT	PH8A	None	Cast	1150	1042	1034	
90° Bypass	H	2-1/2"	2-3/4"	18mm x 1.5	Spin-On	Horizontal	1/2" NPT	PH8A	None	Cast	1850	1042	1034	
90° Bypass	J	2-1/2"	2-3/4"	18mm x 1.5	Spin-On	Vertical	1/2" NPT	PH8A	None	Cast	1650	1042	1034	
BUICK, OLDS, PONTIAC, CADILLAC V8, 1999-06 GM LS (4.8, 5.3, 6.0L)														
Standard Bypass	C	2-1/2"	2-3/4"	13/16"-16	Spin-On	Horizontal	-12 AN	HP4	1/8" NPT	Billet	3355	1042	1066	
Standard Bypass	G	2-1/2"	2-3/4"	13/16"-16	Spin-On	Horizontal	1/2" NPT	PH8A	None	Cast	1520	1042	1034	
Standard Bypass	D	2-1/2"	2-3/4"	13/16"-16	Spin-On	Vertical	-12 AN	HP4	None	Billet	3365	1042	1066	
Standard Bypass	I	2-1/2"	2-3/4"	13/16"-16	Spin-On	Vertical	1/2" NPT	PH8A	None	Cast	1120	1042	1034	
90° Bypass	H	2-1/2"	2-3/4"	13/16"-16	Spin-On	Horizontal	1/2" NPT	PH8A	None	Cast	1820	1042	1034	
90° Bypass	J	2-1/2"	2-3/4"	13/16"-16	Spin-On	Vertical	1/2" NPT	PH8A	None	Cast	1620	1042	1034	
GM LS 2007-15 (4.8L, 5.3L, 6.0L)														
Standard Bypass	C	2-1/2"	2-3/4"	22mm x 1.5	Spin-On	Horizontal	-12 AN	HP4	1/8" NPT	Billet	3357	1042	1066	
Standard Bypass	G	2-1/2"	2-3/4"	22mm x 1.5	Spin-On	Horizontal	1/2" NPT	PH8A	None	Cast	1527	1042	1034	
Standard Bypass	D	2-1/2"	2-3/4"	22mm x 1.5	Spin-On	Vertical	-12 AN	HP4	None	Billet	3367	1042	1066	
Standard Bypass	I	2-1/2"	2-3/4"	22mm x 1.5	Spin-On	Vertical	1/2" NPT	PH8A	None	Cast	1127	1042	1034	
90° Bypass	H	2-1/2"	2-3/4"	22mm x 1.5	Spin-On	Horizontal	1/2" NPT	PH8A	None	Cast	1827	1042	1034	
90° Bypass	J	2-1/2"	2-3/4"	22mm x 1.5	Spin-On	Vertical	1/2" NPT	PH8A	None	Cast	1627	1042	1034	
CHEVY SMALL-BLOCK & BIG-BLOCK V8														
Standard Bypass	C	3-3/16"	3-7/16"	13/16"-16	Spin-On	Horizontal	-12 AN	HP4	1/8" NPT	Billet	3354	1043	1066	
Standard Bypass	G	3-3/16"	3-7/16"	13/16"-16	Spin-On	Horizontal	1/2" NPT	PH8A	None	Cast	1522	1043	1034	

♣ Cast Aluminum filtration components are not for use on Race, Marine or Diesel Applications!

SINGLE OIL FILTER RELOCATION KITS (Continued)



BYPASS STYLE	PHOTO REFERENCE	BYPASS & ENGINE INFORMATION				REMOTE FILTER MOUNT BASE INFORMATION					REPLACEMENT BYPASS O-RING	REPLACEMENT FILTER BASE NIPPLE	LOGO	
		I.D.	O.D.	ENGINE OIL FILTER NIPPLE SIZE	MOUNTING STYLE	PORT ORIENTATION	PORT SIZE	FILTER SIZE (Or Equivalent)	AUXILIARY PORT	MATERIAL				SYSTEM PART#
GENERAL MOTORS (Continued)														
<i>CHEVY SMALL-BLOCK & BIG-BLOCK V8 (Continued)</i>														
Standard Bypass	D	3-3/16"	3-7/16"	13/16"-16	Spin-On	Vertical	-12 AN	HP4	None	Billet	3364	1043	1066	
Standard Bypass	I	3-3/16"	3-7/16"	13/16"-16	Spin-On	Vertical	1/2" NPT	PH8A	None	Cast	1122	1043	1034	
IMPORTS AND SOME JEEPS														
Standard Bypass	G	2-1/2"	2-3/4"	20mm x 1.5	Spin-On	Horizontal	1/2" NPT	PH8A	None	Cast	1558	1042	1034	
Standard Bypass	I	2-1/2"	2-3/4"	20mm x 1.5	Spin-On	Vertical	1/2" NPT	PH8A	None	Cast	1158	1042	1034	
90° Bypass	H	2-1/2"	2-3/4"	20mm x 1.5	Spin-On	Horizontal	1/2" NPT	PH8A	None	Cast	1858	1042	1034	
90° Bypass	J	2-1/2"	2-3/4"	20mm x 1.5	Spin-On	Vertical	1/2" NPT	PH8A	None	Cast	1658	1042	1034	



MULTI-POSITION FILTER RELOCATION KITS

BYPASS STYLE	PHOTO REFERENCE	BYPASS & ENGINE INFORMATION				REMOTE FILTER MOUNT BASE INFORMATION					REPLACEMENT BYPASS O-RING	REPLACEMENT FILTER BASE NIPPLE	LOGO	
		I.D.	O.D.	ENGINE OIL FILTER NIPPLE SIZE	MOUNTING STYLE	PORT ORIENTATION	PORT SIZE	FILTER SIZE (Or Equivalent)	AUXILIARY PORT	MATERIAL				SYSTEM PART#
DODGE (AND OTHER MOPARS)														
<i>CHRYSLER SLANT 6 AND V8</i>														
Standard Bypass	B	2-1/2"	2-3/4"	3/4"-16	Spin-On	Horizontal	-12 AN	PH8A	None	Billet	3373	1042	1034	
<i>DODGE CUMMINS DIESEL 5.9L</i>														
Standard Bypass	B	2-1/4"	3-11/16"	1"-16	Spin-On	Horizontal	-12 AN	HP6	None	Billet	3378	1037	3334	
FORD														
<i>FORD 4.6L, 5.0L (COYOTE), 5.4L V8, 6.8L V10</i>														
Standard Bypass	B	2-1/2"	2-3/4"	22mm x 1.5	Spin-On	Horizontal	-12 AN	HP4	None	Billet	3377	1042	1066	
<i>FORD INLINE 6, V6 AND V8 ENGINES</i>														
Standard Bypass	B	2-1/2"	2-3/4"	3/4"-16	Spin-On	Horizontal	-12 AN	PH8A	None	Billet	3373	1042	1066	
<i>FORD DIESEL (1-1/2" THREAD)</i>														
Standard Bypass	B	3-1/2"	4-11/16"	1-1/2"-16	Spin-On	Horizontal	-12 AN	HP6	None	Billet	3379	1039	3334	
GENERAL MOTORS														
<i>BUICK, OLDS, PONTIAC, CADILLAC V8</i>														
Standard Bypass	B	2-1/2"	2-3/4"	13/16"-16	Spin-On	Horizontal	-12 AN	HP4	None	Billet	3375	1042	1066	
<i>CHEVY SMALL-BLOCK & BIG-BLOCK V8</i>														
Standard Bypass	B	3-3/16"	3-7/16"	13/16"-16	Spin-On	Horizontal	-12 AN	HP4	None	Billet	3374	1043	1066	
<i>GM V6, 4 CYLINDER & IMPORTS</i>														
Standard Bypass	B	2-1/2"	2-3/4"	18mm x 1.5	Spin-On	Horizontal	-12 AN	HP4	None	Billet	3376	1042	1066	
<i>GM LS 1999-06 (4.8L, 5.3L, 6.0L)</i>														
Standard Bypass	B	2-1/2"	2-3/4"	13/16"-16	Spin-On	Horizontal	-12 AN	HP4	None	Billet	3375	1042	1066	
<i>GM LS 2007-15 (4.8L, 5.3L, 6.0L)</i>														
Standard Bypass	B	2-1/2"	2-3/4"	22mm x 1.5	Spin-On	Horizontal	-12 AN	HP4	None	Billet	3377	1042	1066	

*Cast Aluminum filtration components are not for use on Race, Marine or Diesel Applications!



DUAL FILTER RELOCATION KITS

BYPASS & ENGINE INFORMATION
ENGINE OIL FILTER FLANGE & NIPPLE SIZE

REMOTE FILTER MOUNT BASE INFORMATION
INLET/OUTLET PORT SIZE & STYLE

BYPASS STYLE	PHOTO REFERENCE	I.D.	O.D.	ENGINE OIL FILTER NIPPLE SIZE	MOUNTING STYLE	PORT ORIENTATION	PORT SIZE	FILTER SIZE (Or Equivalent)	AUXILIARY PORT	MATERIAL	SYSTEM PART#	REPLACEMENT BYPASS ORING	REPLACEMENT FILTERBASE NIPPLE	LOGO
DODGE (AND OTHER MOPARS)														
<i>CHRYSLER SLANT 6 AND V8</i>														
Standard Bypass	A	2-1/2"	2-3/4"	3/4"-16	Spin-On	Horizontal	-12 AN	PH8A	-8 AN	Billet Aluminum	3383	1042	1034	
Standard Bypass	A	2-1/2"	2-3/4"	3/4"-16	Spin-On	Horizontal	1/2" NPT	PH8A	None	Cast Aluminum	1213	1042	1034	
90° Bypass	F	2-1/2"	2-3/4"	3/4"-16	Spin-On	Horizontal	1/2" NPT	PH8A	None	Cast Aluminum	1713	1042	1034	
<i>DODGE CUMMINS DIESEL 5.9L</i>														
Standard Bypass	A	2-1/4"	3-11/16"	1"-16	Spin-On	Horizontal	-12 AN	HP6	-8 AN	Billet Aluminum	3388	1037	3334	
FORD														
<i>FORD INLINE 6, V6 AND V8 ENGINES</i>														
Standard Bypass	A	2-1/2"	2-3/4"	3/4"-16	Spin-On	Horizontal	-12 AN	PH8A	-8 AN	Billet Aluminum	3383	1042	1034	
Standard Bypass	E	2-1/2"	2-3/4"	3/4"-16	Spin-On	Horizontal	1/2" NPT	PH8A	None	Cast Aluminum	1213	1042	1034	
90° Bypass	F	2-1/2"	2-3/4"	3/4"-16	Spin-On	Horizontal	1/2" NPT	PH8A	None	Cast Aluminum	1713	1042	1034	
<i>4.6L, 5.0L (COYOTE), 5.4L MODULAR, 6.8L V10</i>														
Standard Bypass	E	2-1/2"	2-3/4"	22mm x 1.5	Spin-On	Horizontal	1/2" NPT	PH8A	None	Cast Aluminum	1227	1042	1034	
90° Bypass	F	2-1/2"	2-3/4"	22mm x 1.5	Spin-On	Horizontal	1/2" NPT	PH8A	None	Cast Aluminum	1727	1042	1034	
Standard Bypass	A	2-1/2"	2-3/4"	22mm x 1.5	Spin-On	Horizontal	-12 AN	HP4	-8 AN	Billet Aluminum	3387	1042	1066	
<i>FORD DIESEL (1-1/2" THREAD)</i>														
Standard Bypass	A	3-1/2"	4-11/16"	1-1/2"-16	Spin-On	Horizontal	-12 AN	HP6	-8 AN	Billet Aluminum	3389	1039	3334	
GENERAL MOTORS														
<i>GENERAL MOTORS V6, 4 CYLINDER & IMPORTS</i>														
Standard Bypass	E	2-1/2"	2-3/4"	18mm x 1.5	Spin-On	Horizontal	1/2" NPT	PH8A	None	Cast Aluminum	1250	1042	1034	
90° Bypass	F	2-1/2"	2-3/4"	18mm x 1.5	Spin-On	Horizontal	1/2" NPT	PH8A	None	Cast Aluminum	1750	1042	1034	
Standard Bypass	A	2-1/2"	2-3/4"	18mm x 1.5	Spin-On	Horizontal	-12 AN	HP4	-8 AN	Billet Aluminum	3386	1042	1066	
<i>CHEVY / GMC SB & BB V8</i>														
Standard Bypass	E	3-3/16"	3-7/16"	13/16"-16	Spin-On	Horizontal	1/2" NPT	PH8A	None	Cast Aluminum	1222	1043	1034	
Standard Bypass	A	3-3/16"	3-7/16"	13/16"-16	Spin-On	Horizontal	-12 AN	HP4	-8 AN	Billet Aluminum	3384	1043	1066	
<i>GM LS 1999-06 (4.8L, 5.3L, 6.0L)</i>														
Standard Bypass	E	2-1/2"	2-3/4"	13/16"-16	Spin-On	Horizontal	1/2" NPT	PH8A	None	Cast Aluminum	1220	1042	1034	
90° Bypass	F	2-1/2"	2-3/4"	13/16"-16	Spin-On	Horizontal	1/2" NPT	PH8A	None	Cast Aluminum	1720	1042	1034	
Standard Bypass	A	2-1/2"	2-3/4"	13/16"-16	Spin-On	Horizontal	-12 AN	HP4	-8 AN	Billet Aluminum	3385	1042	1066	
<i>GM LS 2007-15 (4.8L, 5.3L, 6.0L)</i>														
Standard Bypass	E	2-1/2"	2-3/4"	22mm x 1.5	Spin-On	Horizontal	1/2" NPT	PH8A	None	Cast Aluminum	1227	1042	1034	
90° Bypass	F	2-1/2"	2-3/4"	22mm x 1.5	Spin-On	Horizontal	1/2" NPT	PH8A	None	Cast Aluminum	1727	1042	1034	
Standard Bypass	E	2-1/2"	2-3/4"	22mm x 1.5	Spin-On	Horizontal	-12 AN	HP4	-8 AN	Billet Aluminum	3387	1042	1066	
IMPORTS (with 20mm x 1.5 Oil Filter Nipple); JEEP														
Standard Bypass	E	2-1/2"	2-3/4"	20mm x 1.5	Spin-On	Horizontal	1/2" NPT	PH8A	None	Cast Aluminum	1258	1042	1034	
90° Bypass	F	2-1/2"	2-3/4"	20mm x 1.5	Spin-On	Horizontal	1/2" NPT	PH8A	None	Cast Aluminum	1758	1042	1034	

♣ Cast Aluminum filtration components are not for use on Race, Marine or Diesel Applications!

OIL FILTER RELOCATION KIT GENERAL APPLICATION GUIDE DOMESTIC VEHICLES

Use the charts on these pages to find the correct oil filtration relocation kit for your vehicle. The chart includes both Hamburger's Performance CNC machined, billet aluminum, and Trans-Dapt Performance Products' cast aluminum single & double remote oil filter relocation kits. To choose a kit, find your vehicle application, then select the part number in the column for the relocation kit that best fits your requirements. Please note, we now offer systems with vertical or horizontal inlet/outlet ports, as well as kits with a 90° bypass adapter for limited clearance.

APPLICATION	BILLET ALUMINUM				CAST ALUMINUM [▲]						
	A	B	C	D	OIL FILTER SANDWICH ADAPTER	E	F	G	H	I	J
	TRUE-DUAL™ DOUBLE FILTER HORIZONTAL PORTS	MULTI-POSITION HORIZONTAL PORTS	SINGLE FILTER HORIZONTAL PORTS	SINGLE FILTER VERTICAL PORTS		DOUBLE FILTER HORIZONTAL PORTS	DOUBLE FILTER 90° BYPASS HORIZONTAL PORTS	SINGLE FILTER HORIZONTAL PORTS	SINGLE FILTER 90° BYPASS HORIZONTAL PORTS	SINGLE FILTER VERTICAL PORTS	SINGLE FILTER 90° BYPASS VERTICAL PORTS
1959-79 AMC V8 Cars only (See JEEP listings on next page)	3385	3375	3355	3365	1320	1220	1720	1520	1820	1120	1620
1991-96 BUICK V8 LTI Roadmaster & Wagon	3384	3374	3354	3364	1322	1222	-	1522	-	1122	-
1959-78 BUICK V8 including 215 Aluminum V8 61-63	3385	3375	3355	3365	1320	1220	1720	1520	1820	1120	1620
1976-09 BUICK V6, except some 1976 231 V6	3386	3376	3356	3366	1350	1250	1750	1550	1850	1150	1650
1968-76 BUICK V6	3384	3374	3354	3364	1322	1222	-	1522	-	1122	-
1996-98 BUICK 4 Cyl. 2.4L	3385	3375	3355	3365	1320	1220	1720	1520	1820	1120	1620
1980-96 BUICK 4 Cyl. except oil filter in pan & 2.4L	3386	3376	3356	3366	1350	1250	1750	1550	1850	1150	1650
1994-96 CADILLAC V8 5.7L	3386	3376	3356	3366	1350	1250	1750	1550	1850	1150	1650
1990-93 CADILLAC V8 5.0 & 5.7L	3384	3374	3354	3364	1322	1222	-	1522	-	1122	-
2007-UP CADILLAC Trucks & SUVs 4.8, 5.3 & 6.0L	3387	3377	3357	3367	1327	1227	1727	1527	1827	1127	1627
1960-09 CADILLAC V8 & 4.5, 4.9 & 4.6L Northstar	3385	3375	3355	3365	1320	1220	1720	1520	1820	1120	1620
1999-00 CADILLAC Trucks & SUVs 5.7L	3386	3376	3356	3366	1350	1250	1750	1550	1850	1150	1650
2001-06 CADILLAC Trucks & SUVs 5.3 & 6.0L	3385	3375	3355	3365	1320	1220	1720	1520	1820	1120	1620
1997-98 CADILLAC V6	3385	3375	3355	3365	1320	1220	1720	1520	1820	1120	1620
1980-88 CADILLAC V6	3386	3376	3356	3366	1350	1250	1750	1550	1850	1150	1650
1982-86 CADILLAC 4 Cyl.	3386	3376	3356	3366	1350	1250	1750	1550	1850	1150	1650
1968-00 CHEVROLET V8 except 88-02 SB V8 4WD Pickup, 90-02 Corvette, 94-96 Caprice/Impala SS & 98-02 Camaro	3384	3374	3354	3364	1322	1222	-	1522	-	1122	-
2007-UP CHEVROLET Trucks & SUVs 4.8, 5.3 & 6.0L	3387	3377	3357	3367	1327	1227	1727	1527	1827	1127	1627
1968-09 CHEVROLET BB V8 Incl. 8.1L & Motorhomes	3384	3374	3354	3364	1322	1222	-	1522	-	1122	-
1998-02 CHEVROLET Camaro Z28 & SS V8 LS1	3385	3375	3355	3365	1320	1220	1720	1520	1820	1120	1620
1997-04 CHEVROLET Corvette & Z06 V8 LS1 & LS6	3385	3375	3355	3365	1320	1220	1720	1520	1820	1120	1620
1994-96 CHEVROLET V8 Impala SS & Caprice LT1	3386	3376	3356	3366	1350	1250	1750	1550	1850	1150	1650
1988-00 CHEVROLET SB V8 Pickup 5.7L	3386	3376	3356	3366	1350	1250	1750	1550	1850	1150	1650
1990-96 CHEVROLET V8 Corvette 5.7L Engine Code* (J)	-	-	-	-	1358	1258	1758	1558	1858	1158	1658
1990-91 CHEVROLET V8 Corvette 5.7L Engine Code* (8)	3384	3374	3354	3364	1322	1222	-	1522	-	1122	-
1992-96 CHEVROLET V8 Corvette 5.7L Engine Code* (P)	3386	3376	3356	3366	1350	1250	1750	1550	1850	1150	1650
1976-05 CHEVROLET L4 & V6, Camaro, S-10 & Astro Van 2.2, 2.8, 3.1, 3.4, 3.8 & 4.3L (Cars & Trucks)	3386	3376	3356	3366	1350	1250	1750	1550	1850	1150	1650
2001-09 CHEVROLET Colorado, Trail Blazer, 3.5 & 4.2L	3385	3375	3355	3365	1320	1220	1720	1520	1820	1120	1620
1962-89 CHEVROLET L6	3384	3374	3354	3364	1322	1222	-	1522	-	1122	-
1996-02 CHEVROLET 4 Cyl. 2.4L Cavalier & Z24	3385	3375	3355	3365	1320	1220	1720	1520	1820	1120	1620
1980-02 CHEVROLET 4 Cyl. 2.2 & 2.5L S-10 except those with oil filter in 1.6L Nova, 1.8L Diesel, 1.5L Spectrum & all GEOs	3386	3376	3356	3366	1350	1250	1750	1550	1850	1150	1650
1982-85 CHEVROLET 4 Cyl. 1.9L S-10	-	-	-	-	1358	1258	1758	1558	1858	1158	1658
1985-88 CHEVROLET 4 Cyl. Spectrum 1.5L	3383	3373	3353	3363	1313	1213	1713	1513	1813	1113	1613
1985-88 CHEVROLET 4 Cyl. Nova 1.6L	3383	3373	3353	3363	1313	1213	1713	1513	1813	1113	1613
2004-15 CHRYSLER 300	3387	3377	3357	3367	1327	1227	1727	1527	1827	1127	1627
1959-09 CHRYSLER/DODGE/PLYMOUTH V8 SB/BB/Hemi, V6, Slant 6, 8.0L-V10 Dodge Trucks ALL	3383	3373	3353	3363	1313	1213	1713	1513	1813	1113	1613
2003-15 DODGE Challenger 5.7, 6.1, 6.2, 6.4L V8 (also 09-10 3.5L V6)	3387	3377	3357	3367	1327	1227	1727	1527	1827	1127	1627
2005-15 DODGE Charger 5.7, 6.1, 6.2, 6.4L V8 (also 06-10 3.5L V6)	3387	3377	3357	3367	1327	1227	1727	1527	1827	1127	1627
2000-11 DODGE Dakota 4.7L V8	3387	3377	3357	3367	1327	1227	1727	1527	1827	1127	1627
2004-15 DODGE Durango 5.7L V8; 2000-09 4.7L V8	3387	3377	3357	3367	1327	1227	1727	1527	1827	1127	1627
2005-08 DODGE Magnum 2.7, 3.5L V6, 5.7 & 6.1L V8	3387	3377	3357	3367	1327	1227	1727	1527	1827	1127	1627

▲ Cast Aluminum filtration components are not for use on Race, Marine or Diesel Applications!

*8th character of VIN number of car.

OIL FILTER RELOCATION KIT APPLICATION GUIDE DOMESTIC VEHICLES (continued)

APPLICATION	BILLET ALUMINUM				CAST ALUMINUM [⬆]						
	A	B	C	D	OIL FILTER SANDWICH ADAPTER	E	F	G	H	I	J
	TRUE-DUAL™ DOUBLE FILTER HORIZONTAL PORTS	MULTI-POSITION HORIZONTAL PORTS	SINGLE FILTER HORIZONTAL PORTS	SINGLE FILTER VERTICAL PORTS		DOUBLE FILTER HORIZONTAL PORTS	DOUBLE FILTER 90° BYPASS HORIZONTAL PORTS	SINGLE FILTER HORIZONTAL PORTS	SINGLE FILTER 90° BYPASS HORIZONTAL PORTS	SINGLE FILTER VERTICAL PORTS	SINGLE FILTER 90° BYPASS VERTICAL PORTS
2003-15 DODGE RAM 1500-3500 5.7L V8; 2002-13 4.7L V8	3387	3377	3357	3367	1327	1227	1727	1527	1827	1127	1627
DODGE Cummins Diesel 5.9L	3388	3378	3368	3358	-	-	-	-	-	-	-
1992-09 FORD V8 4.6, 5.4, 6.8L V10 (Cars, Mustang, Trucks & Motorhomes) & some 94-98 5.8L Trucks	3387	3377	3357	3367	1327	1227	1727	1527	1827	1127	1627
1957-98 FORD Cars & Trucks ALL with PH8A Filter	3383	3373	3353	3363	1313	1213	1713	1513	1813	1113	1613
1957-98 FORD V8 except, 4.6L, some 94-98 5.8L Trucks	3383	3373	3353	3363	1313	1213	1713	1513	1813	1113	1613
1957-04 FORD V6 & L6 except Pinto-Bobcat 2.8L V6 & 93-96 2.5 & 3.8L V6	3383	3373	3353	3363	1313	1213	1713	1513	1813	1113	1613
1996-00 FORD V6 3.0L (24V) DOHC	3387	3377	3357	3367	1327	1227	1727	1527	1827	1127	1627
1975-79 FORD V6 Pinto-Bobcat 2.8L	-	-	-	-	1358	1258	1758	1558	1858	1158	1658
2000-04 FORD 4 Cyl. Focus 2.0L ALL, except Courier	3383	3373	3353	3363	1313	1213	1713	1513	1813	1113	1613
1972-83 FORD 4 Cyl. Courier 1.8 & 2.0L	-	-	-	-	1358	1258	1758	1558	1858	1158	1658
FORD Diesel Trucks (with 1-1/2" filter nipple diameter)	3389	3379	3369	3359	-	-	-	-	-	-	-
1968-98 GMC V8 SB & BB Incl. 8.1L Vortec	3384	3374	3354	3364	1322	1222	-	1522	-	1122	-
1999-06 GMC V8 Trucks & SUVs 4.8, 5.3 & 6.0L	3385	3375	3355	3365	1320	1220	1720	1520	1820	1120	1620
2007-UP GMC V8 Trucks & SUVs 4.8, 5.3 & 6.0L	3387	3377	3357	3367	1327	1227	1727	1527	1827	1127	1627
1988-00 GMC SB V8 5.7L	3386	3376	3356	3366	1350	1250	1750	1550	1850	1150	1650
1979-09 GMC 1500, S-15, & Safari V6 2.8 & 4.3L	3386	3376	3356	3366	1350	1250	1750	1550	1850	1150	1650
1901-09 GMC Canyon, Envoy & XL, 3.5L I5, 4.2L I6	3385	3375	3355	3365	1320	1220	1720	1520	1820	1120	1620
1968-89 GMC L6	3384	3374	3354	3364	1322	1222	-	1522	-	1122	-
1983-96 GMC 4 Cyl. 2.0 & 2.5L S-15 except with filter pan	3386	3376	3356	3366	1350	1250	1750	1550	1850	1150	1650
1982-85 GMC 4 Cyl. S-15 Pickup 1.9L	-	-	-	-	1358	1258	1758	1558	1858	1158	1658
2003-09 HUMMER H2 6.0L V8	3385	3375	3355	3365	1320	1220	1720	1520	1820	1120	1620
2006-10 Jeep Commander 4.7 & 5.7L V8	3387	3377	3357	3367	1327	1227	1727	1527	1827	1127	1627
1999-09 Jeep Grand Cherokee 4.7L V8	3387	3377	3357	3367	1327	1227	1727	1527	1827	1127	1627
2005-15 Jeep Grand Cherokee 5.7, 6.1 & 6.4L V8	3387	3377	3357	3367	1327	1227	1727	1527	1827	1127	1627
1991-07 JEEP V8, L6 & 4 Cyl. ALL with PH16 Filter	3383	3373	3353	3363	1313	1213	1713	1513	1813	1113	1613
1987-93 JEEP V6, L6 & 4 Cyl. Light Trucks	-	-	-	-	1358	1258	1758	1558	1858	1158	1658
1960-86 JEEP V8 L6 & 4 Light Trucks, except 230 L6	3385	3375	3355	3365	1320	1220	1720	1520	1820	1120	1620
1960-69 JEEP 230 L6	3383	3373	3353	3363	1313	1213	1713	1513	1813	1113	1613
1980-86 JEEP 4 Cyl.	3386	3376	3356	3366	1350	1250	1750	1550	1850	1150	1650
1977-79 JEEP 4 Cyl.	3383	3373	3353	3363	1313	1213	1713	1513	1813	1113	1613
1991-92 OLDSMOBILE V8 LT1 5.0 & 5.7L Custom Cruiser	3384	3374	3354	3364	1322	1222	-	1522	-	1122	-
1959-88 OLDSMOBILE V8 & 215 Aluminum V8 61-63 (not 79-81 265-301)	3385	3375	3355	3365	1320	1220	1720	1520	1820	1120	1620
1979-81 OLDSMOBILE V8 265-301 only	3386	3376	3356	3366	1350	1250	1750	1550	1850	1150	1650
1976-00 OLDSMOBILE V6 3.8L	3386	3376	3356	3366	1350	1250	1750	1550	1850	1150	1650
2001-04 OLDSMOBILE Bravada, 4.2L L6	3385	3375	3355	3365	1320	1220	1720	1520	1820	1120	1620
1966-76 OLDSMOBILE L6	3384	3374	3354	3364	1322	1222	-	1522	-	1122	-
1996-00 OLDSMOBILE 4 Cyl. 2.4L	3385	3375	3355	3365	1320	1220	1720	1520	1820	1120	1620
1980-96 OLDSMOBILE 4 Cyl., except those w/ oil filter in pan & 2.4L	3386	3376	3356	3366	1350	1250	1750	1550	1850	1150	1650
1960-89 PONTIAC V8 except 265-301 V8 & Chevy type V8s	3385	3375	3355	3365	1320	1220	1720	1520	1820	1120	1620
1979-81 PONTIAC V8 265-301 only	3386	3376	3356	3366	1350	1250	1750	1550	1850	1150	1650
1998-02 PONTIAC Firebird, WS6 & Trans Am LS1 V8	3385	3375	3355	3365	1320	1220	1720	1520	1820	1120	1620
1978-97 PONTIAC V8 models with Chevy type V8s	3384	3374	3354	3364	1322	1222	-	1522	-	1122	-
1976-07 PONTIAC V6 3800 & Firebird, except Fiero	3386	3376	3356	3366	1350	1250	1750	1550	1850	1150	1650
1964-76 PONTIAC L6	3384	3374	3354	3364	1322	1222	-	1522	-	1122	-
1979-96 PONTIAC 4 Cyl., except those with oil filter in pan & 2.4L	3386	3376	3356	3366	1350	1250	1750	1550	1850	1150	1650
1996-02 PONTIAC Sunfire 4 Cyl. 2.4L	3385	3375	3355	3365	1320	1220	1720	1520	1820	1120	1620
1991-02 SATURN 4 Cyl. 1.9L	3383	3373	3353	3363	1313	1213	1713	1513	1813	1113	1613

⬆Cast Aluminum filtration components are not for use on Race, Marine or Diesel Applications!

OIL FILTER RELOCATION KIT GENERAL APPLICATION GUIDE IMPORT / SPORT COMPACT VEHICLES

Use the charts on these pages to find the correct oil filtration relocation kit for your vehicle. The chart includes both Hamburger's Performance CNC machined, billet aluminum, and Trans-Dapt Performance Products' cast aluminum single & double remote oil filter relocation kits. To choose a kit, find your vehicle application, then select the part number in the column for the relocation kit that best fits your requirements. Please note, we now offer systems with vertical or horizontal inlet/outlet ports, as well as kits with a 90° bypass adapter for limited clearance.

APPLICATION	BILLET ALUMINUM				OIL FILTER SANDWICH ADAPTER	CAST ALUMINUM [⚠]					
	A	B	C	D		E	F	G	H	I	J
	TRUE-DUAL™ DOUBLE FILTER HORIZONTAL PORTS	MULTI-POSITION HORIZONTAL PORTS	SINGLE FILTER HORIZONTAL PORTS	SINGLE FILTER VERTICAL PORTS		DOUBLE FILTER HORIZONTAL PORTS	DOUBLE FILTER 90° BYPASS HORIZONTAL PORTS	SINGLE FILTER HORIZONTAL PORTS	SINGLE FILTER 90° BYPASS HORIZONTAL PORTS	SINGLE FILTER VERTICAL PORTS	SINGLE FILTER 90° BYPASS VERTICAL PORTS
1990-05 ACURA Integra, Vigor, CL, CL Sport, RL & TL 4 Cyl. & V6 1.8, 2.5, 3.0, 3.2 & 3.5L DOHC F/Inj.	-	-	-	-	1358	1258	1758	1558	1858	1158	1658
1988-04 ACURA NSX & Legend V6 3.0, 3.2L	3387	3377	3357	3367	1327	1227	1727	1527	1827	1127	1627
1994-03 ACURA Integra 4 Cyl. 1.7 & 1.8L DOHC F/Inj. V-Tec	-	-	-	-	1358	1258	1758	1558	1858	1158	1658
1998-99 ACURA Integra 4 Cyl. 1.8L DOHC F/Inj. V-Tec 2	-	-	-	-	1358	1258	1758	1558	1858	1158	1658
1986-89 ACURA Integra 4 Cyl. 1.6L F/Inj.	-	-	-	-	1358	1258	1758	1558	1858	1158	1658
1996-03 AUDI A4 4 Cyl. 1.8L Turbo	3383	3373	3353	3363	1313	1213	1713	1513	1813	1113	1613
1995-04 DODGE Neon & PT Cruiser 4 Cyl. 1.8L	3383	3373	3353	3363	1313	1213	1713	1513	1813	1113	1613
1995-03 DODGE Neon 4 Cyl. 2.0L F/Inj. DOHC	3383	3373	3353	3363	1313	1213	1713	1513	1813	1113	1613
1995-04 DODGE Neon 4 Cyl. 2.0, 2.4L F/Inj. SOHC	3383	3373	3353	3363	1313	1213	1713	1513	1813	1113	1613
1998-04 HONDA Accord 4 Cyl. 2.3L F/Inj. V-Tec & V-Tec 2	-	-	-	-	1358	1258	1758	1558	1858	1158	1658
1998-04 HONDA Accord V6 3.0L F/Inj. V-Tec	-	-	-	-	1358	1258	1758	1558	1858	1158	1658
1990-97 HONDA Accord 4 Cyl. 2.2L F/Inj.	-	-	-	-	1358	1258	1758	1558	1858	1158	1658
1990-97 HONDA Accord 4 Cyl. 2.2L F/Inj. V-Tec	-	-	-	-	1358	1258	1758	1558	1858	1158	1658
1995-97 HONDA Accord V6 2.7L F/Inj.	-	-	-	-	1358	1258	1758	1558	1858	1158	1658
1986-89 HONDA Accord 4 Cyl. 2.0L F/Inj., 2 bbl & 3 bbl.	-	-	-	-	1358	1258	1758	1558	1858	1158	1658
1984-85 HONDA Accord 4 Cyl. 1.8L F/Inj. & 3 bbl.	-	-	-	-	1358	1258	1758	1558	1858	1158	1658
1976-83 HONDA Accord 4 Cyl. 1.8L 3 bbl.	3387	3377	3357	3367	1327	1227	1727	1527	1827	1127	1627
1999-02 HONDA Civic 4 Cyl. 1.6L F/Inj. DOHC V-Tec	-	-	-	-	1358	1258	1758	1558	1858	1158	1658
1996-02 HONDA Civic 4 Cyl. 1.6L F/Inj. All	-	-	-	-	1358	1258	1758	1558	1858	1158	1658
2003-04 HONDA Civic 4 Cyl. 1.4L Hybrid, 1.6, 1.7 & 2.0L F/Inj.	-	-	-	-	1358	1258	1758	1558	1858	1158	1658
1988-95 HONDA Civic 4 Cyl. 1.5L F/Inj.	-	-	-	-	1358	1258	1758	1558	1858	1158	1658
1988-91 HONDA Civic 4 Cyl. 1.6L F/Inj.	-	-	-	-	1358	1258	1758	1558	1858	1158	1658
1985-87 HONDA Civic 4 Cyl. 1.5L F/Inj.	3387	3377	3357	3367	1327	1227	1727	1527	1827	1127	1627
1985-87 HONDA Civic 4 Cyl. 1.5L 3 bbl.	3387	3377	3357	3367	1327	1227	1727	1527	1827	1127	1627
1984-87 HONDA Civic 4 Cyl. 1.3L 3 bbl.	3387	3377	3357	3367	1327	1227	1727	1527	1827	1127	1627
1988-91 HONDA CRX 4 Cyl. 1.5L F/Inj.	-	-	-	-	1358	1258	1758	1558	1858	1158	1658
1988-91 HONDA CRX 4 Cyl. 1.6L F/Inj.	-	-	-	-	1358	1258	1758	1558	1858	1158	1658
1985-87 HONDA CRX 4 Cyl. 1.5L F/Inj.	3387	3377	3357	3367	1327	1227	1727	1527	1827	1127	1627
1984-87 HONDA CRX 4 Cyl. 1.5L 3 bbl.	3387	3377	3357	3367	1327	1227	1727	1527	1827	1127	1627
1984-87 HONDA CRX 4 Cyl. 1.3L 3 bbl.	3387	3377	3357	3367	1327	1227	1727	1527	1827	1127	1627
2003-04 HONDA Element 4 Cyl. 2.4L F/Inj. DOHC V-Tec	-	-	-	-	1358	1258	1758	1558	1858	1158	1658
1993-01 HONDA Prelude 4 Cyl. 2.2L F/Inj. DOHC V-Tec	-	-	-	-	1358	1258	1758	1558	1858	1158	1658
1992-96 HONDA Prelude 4 Cyl. 2.2L F/Inj. SOHC	-	-	-	-	1358	1258	1758	1558	1858	1158	1658
1992-96 HONDA Prelude 4 Cyl. 2.3L F/Inj.	-	-	-	-	1358	1258	1758	1558	1858	1158	1658
1985-91 HONDA Prelude 4 Cyl. 2.1L F/Inj.	-	-	-	-	1358	1258	1758	1558	1858	1158	1658
1988-89 HONDA Prelude 4 Cyl. 2.0L 2 bbl.	-	-	-	-	1358	1258	1758	1558	1858	1158	1658
1983-87 HONDA Prelude 4 Cyl. 1.8L 2 bbl. & 3 bbl.	-	-	-	-	1358	1258	1758	1558	1858	1158	1658
2000-03 HONDA S2000 4 Cyl. 2.0L DOHC	-	-	-	-	1358	1258	1758	1558	1858	1158	1658
1994-04 MAZDA Miata 4 Cyl. 1.8L F/Inj. DOHC & 1.8L Turbo	-	-	-	-	1358	1258	1758	1558	1858	1158	1658

[⚠]Cast Aluminum filtration components are not for use on Race, Marine or Diesel Applications!

OIL FILTER RELOCATION KIT GENERAL APPLICATION GUIDE IMPORT / SPORT COMPACT VEHICLES

Use the charts on these pages to find the correct oil filtration relocation kit for your vehicle. The chart includes both Hamburger's Performance CNC machined, billet aluminum, and Trans-Dapt Performance Products' cast aluminum single & double remote oil filter relocation kits. To choose a kit, find your vehicle application, then select the part number in the column for the relocation kit that best fits your requirements. Please note, we now offer systems with vertical or horizontal inlet/outlet ports, as well as kits with a 90° bypass adapter for limited clearance.

APPLICATION	BILLET ALUMINUM				CAST ALUMINUM [⚠]							
	A	B	C	D	OIL FILTER SANDWICH ADAPTER	E	F	G	H	I	J	
	TRUE-DUAL™ DOUBLE FILTER HORIZONTAL PORTS	MULTI-POSITION HORIZONTAL PORTS	SINGLE FILTER HORIZONTAL PORTS	SINGLE FILTER VERTICAL PORTS		DOUBLE FILTER HORIZONTAL PORTS	DOUBLE FILTER 90° BYPASS HORIZONTAL PORTS	SINGLE FILTER HORIZONTAL PORTS	SINGLE FILTER 90° BYPASS HORIZONTAL PORTS	SINGLE FILTER VERTICAL PORTS	SINGLE FILTER 90° BYPASS VERTICAL PORTS	
1990-93 MAZDA Miata 4 Cyl. 1.6L F/Inj.	-	-	-	-	1358	1258	1758	1558	1858	1158	1658	
1993-97 MAZDA MX6 4 Cyl. 2.0L F/Inj.	-	-	-	-	1358	1258	1758	1558	1858	1158	1658	
1993-97 MAZDA MX6 V6 2.5L F/Inj.	-	-	-	-	1358	1258	1758	1558	1858	1158	1658	
1988-92 MAZDA MX6 4 Cyl. 2.2L F/Inj.	-	-	-	-	1358	1258	1758	1558	1858	1158	1658	
1988-92 MAZDA MX6 4 Cyl. 2.2L F/Inj. Turbo	-	-	-	-	1358	1258	1758	1558	1858	1158	1658	
1986-95 MAZDA RX7 Rotary 1.3L F/Inj. Turbo	-	-	-	-	1358	1258	1758	1558	1858	1158	1658	
1983-92 MAZDA RX7 Rotary 1.3L F/Inj.	-	-	-	-	1358	1258	1758	1558	1858	1158	1658	
1994-04 MAZDA Trucks All 4 Cyl. & V6, except MPV & Navajo	3383	3373	3353	3363	1313	1213	1713	1513	1813	1113	1613	
1986-93 MAZDA Trucks All 4 Cyl. & V6, except Navajo	-	-	-	-	1358	1258	1758	1558	1858	1158	1658	
2000-04 MITSUBISHI Eclipse V6 2.4 & 3.0L F/Inj. SOHC	-	-	-	-	1358	1258	1758	1558	1858	1158	1658	
1995-99 MITSUBISHI Eclipse 4 Cyl. 2.0L F/Inj. DOHC	3383	3373	3353	3363	1313	1213	1713	1513	1813	1113	1613	
1990-99 MITSUBISHI Eclipse 4 Cyl. 2.0L F/Inj. Turbo	-	-	-	-	1358	1258	1758	1558	1858	1158	1658	
1996-00 MITSUBISHI Eclipse 4 Cyl. 2.0L F/Inj. SOHC	-	-	-	-	1358	1258	1758	1558	1858	1158	1658	
1990-94 MITSUBISHI Eclipse 4 Cyl. 2.0L F/Inj. DOHC	-	-	-	-	1358	1258	1758	1558	1858	1158	1658	
1990-94 MITSUBISHI Eclipse 4 Cyl. 1.8L F/Inj.	-	-	-	-	1358	1258	1758	1558	1858	1158	1658	
1995-99 NISSAN 200SX & Sentra 4 Cyl. 1.6L F/Inj.	3383	3373	3353	3363	1313	1213	1713	1513	1813	1113	1613	
1995-99 NISSAN 200SX & Sentra 4 Cyl. 2.0L F/Inj.	-	-	-	-	1358	1258	1758	1558	1858	1158	1658	
1998-02 NISSAN 240SX 4 Cyl. 2.4L F/Inj. DOHC	3383	3373	3353	3363	1313	1213	1713	1513	1813	1113	1613	
1995-98 NISSAN 240SX 4 Cyl. 2.4L F/Inj.	3383	3373	3353	3363	1313	1213	1713	1513	1813	1113	1613	
1971-96 NISSAN 240Z, 260Z, 280Z, 300ZX 6 Cyl. ALL	3383	3373	3353	3363	1313	1213	1713	1513	1813	1113	1613	
1998-04 NISSAN Trucks 4 Cyl. 2.4L F/Inj.	-	-	-	-	1358	1258	1758	1558	1858	1158	1658	
1996-04 NISSAN Trucks & Xterra V6 3.3L F/Inj.	-	-	-	-	1358	1258	1758	1558	1858	1158	1658	
1972-97 NISSAN Trucks All 4 Cyl.	3383	3373	3353	3363	1313	1213	1713	1513	1813	1113	1613	
1972-97 NISSAN Trucks All L6 & V6, except 1996 3.3L V6	3383	3373	3353	3363	1313	1213	1713	1513	1813	1113	1613	
1983-98 TOYOTA Camry 4 Cyl. 2.0 & 2.2L F/Inj.	3383	3373	3353	3363	1313	1213	1713	1513	1813	1113	1613	
1988-04 TOYOTA Camry V6 2.8L & 3.0L F/Inj.	3383	3373	3353	3363	1313	1213	1713	1513	1813	1113	1613	
1994-04 TOYOTA Celica GT & ST 4 Cyl. 1.8L F/Inj. 7A-FE	3383	3373	3353	3363	1313	1213	1713	1513	1813	1113	1613	
1990-98 TOYOTA Celica 4 Cyl. 2.2L F/Inj. 5S-FE	3383	3373	3353	3363	1313	1213	1713	1513	1813	1113	1613	
1988-93 TOYOTA Celica 4 Cyl. 2.0L F/Inj. 3S-GTE Turbo	3383	3373	3353	3363	1313	1213	1713	1513	1813	1113	1613	
1990-93 TOYOTA Celica 4 Cyl. 1.6L F/Inj. 4A-FE	3383	3373	3353	3363	1313	1213	1713	1513	1813	1113	1613	
1991-95 TOYOTA MR2 4 Cyl. 2.0L F/Inj. 3S-GTE Turbo	3383	3373	3353	3363	1313	1213	1713	1513	1813	1113	1613	
1991-95 TOYOTA MR2 4 Cyl. 2.2L F/Inj.	3383	3373	3353	3363	1313	1213	1713	1513	1813	1113	1613	
1986-97 TOYOTA Supra 6 Cyl. 3.0L F/Inj. 2JZ-GE	3383	3373	3353	3363	1313	1213	1713	1513	1813	1113	1613	
1986-97 TOYOTA Supra 6 Cyl. 3.0L 2JZ-GTE Turbo	3383	3373	3353	3363	1313	1213	1713	1513	1813	1113	1613	
1983-04 TOYOTA Trucks 4 Cyl., V6 & V8	3383	3373	3353	3363	1313	1213	1713	1513	1813	1113	1613	
2000-04 VW Beetle 1.8L Turbo, except Diesels	3383	3373	3353	3363	1313	1213	1713	1513	1813	1113	1613	
1998-04 VW Beetle 2.0L, except Diesels	3383	3373	3353	3363	1313	1213	1713	1513	1813	1113	1613	
1990-04 VW Golf, Jetta, GTI Cabriolet 4 Cyl. 2.0L F/Inj.	3383	3373	3353	3363	1313	1213	1713	1513	1813	1113	1613	
1985-04 VW Golf, Jetta, GTI Cabriolet 4 Cyl. 1.8L F/Inj.	3383	3373	3353	3363	1313	1213	1713	1513	1813	1113	1613	
1974-84 VW All water-cooled 4 Cyl., except Diesels	3383	3373	3353	3363	1313	1213	1713	1513	1813	1113	1613	
1998-04 VW Passat 4 Cyl. 1.8L F/Inj. Turbo	3383	3373	3353	3363	1313	1213	1713	1513	1813	1113	1613	
1989-97 VW Passat 4 Cyl. 1.8L F/Inj.	3383	3373	3353	3363	1313	1213	1713	1513	1813	1113	1613	

[⚠]Cast Aluminum filtration components are not for use on Race, Marine or Diesel Applications!

REMOTE OIL FILTER BASES

Use these remote oil filter mounting brackets to relocate your oil filter for easier access, or to increase the oil capacity of your vehicle's lubrication system. Match the reference letter in the product charts below to these photos for product identification.

CAST ALUMINUM REMOTE OIL FILTER BASES		
K		1028 VERTICAL PORT SINGLE REMOTE OIL FILTER BASE
L		1045 HORIZONTAL PORT SINGLE REMOTE OIL FILTER BASE
M		1030 DUAL CAPACITY DOUBLE REMOTE OIL FILTER BASE

BILLET ALUMINUM REMOTE OIL FILTER BASES

N		3302 MULTI-POSITION SINGLE REMOTE OIL FILTER BASE
O		3300 HORIZONTAL PORT SINGLE REMOTE OIL FILTER BASE
P		3347 VERTICAL PORT SINGLE REMOTE OIL FILTER BASE
R		3313 TRUE-DUAL DUAL REMOTE OIL FILTER BASE

All cast and billet aluminum remote oil filter bases include filter nipple(s). These bases are also available as part of Hamburger's and Trans-Dapt Oil Filter Relocation Systems.

DESIGN	REFERENCE PHOTO	MATERIAL	PORT ORIENTATION	INLET/OUTLET PORT SIZE	AUXILIARY PORT	NIPPLE SIZE	FILTER SIZE (OR EQUIVALENT)	PART #	REPLACEMENT NIPPLE	LOGO
MULTI-POSITION REMOTE OIL FILTER BASES										
Multi-Position	N	Billet Aluminum	Horizontal	-12AN	None	1-1/2"-12	HP6	3350	3334	
Multi-Position	N	Billet Aluminum	Horizontal	-12AN	None	13/16"-16	HP4	3302	1066	
Multi-Position	N	Billet Aluminum	Horizontal	-12AN	None	3/4"-16	PH8A	3344	1034	
SINGLE REMOTE OIL FILTER BASES - VERTICAL PORTS										
Vertical	P	Billet Aluminum	Vertical	-12AN	None	1-1/2"-12	HP6	3304	3334	
Vertical	P	Billet Aluminum	Vertical	-12AN	None	13/16"-16	HP4	3347	1066	
Vertical	P	Billet Aluminum	Vertical	-12AN	None	3/4"-16	PH8A	3343	1034	
Vertical	K	Cast Aluminum	Vertical	1/2 NPT	None	3/4"-16	PH8A	1028	1030	
Vertical	K	Cast Aluminum	Vertical	1/4 NPT	None	3/4"-16	PH8A	1055	1030	
Vertical	K	Cast Aluminum	Vertical	1/8 NPT	None	3/4"-16	PH8A	1075	1030	
SINGLE REMOTE OIL FILTER BASES - HORIZONTAL PORTS										
Horizontal	O	Billet Aluminum	Horizontal Left Facing	-12AN	1/8 NPT	1-1/2"-12	HP6	3301	3334	
Horizontal	O	Billet Aluminum	Horizontal	-12AN	None	13/16"-16	HP4	3303	1066	
Horizontal	O	Billet Aluminum	Horizontal	-12AN	1/8 NPT	3/4"-16	PH8A	3300	1034	
Horizontal	L	Cast Aluminum	Horizontal	1/2 NPT	None	3/4"-16	PH8A	1045	1034	
DUAL REMOTE OIL FILTER BASES										
True-Dual	R	Billet Aluminum	Horizontal	-12AN	-8AN	1-1/2"-12	HP6	3311	3334	
True-Dual	R	Billet Aluminum	Horizontal	-12AN	-8AN	13/16"-16	HP4	3313	1066	
True-Dual	R	Billet Aluminum	Horizontal	-12AN	-8AN	3/4"-16	PH8A	3310	1034	
Double Capacity	M	Cast Aluminum	Horizontal	1/2 NPT	None	3/4"-16	PH8A	1030	1034	

*Cast Aluminum filtration components are not for use on Race, Marine or Diesel Applications!

SPIN-ON BYPASS FILTER ADAPTERS

Trans-Dapt and Hamburger's spin-on style filter bypass adapters install as easily as an oil filter and allow you to run oil lines to a remote filter base or dry sump oiling system. Match the reference letter in the product charts below to these photos for product identification.



BYPASS STYLE	REFERENCE PHOTO	MATERIAL	INLET/OUTLET PORT SIZE	NIPPLE SIZE	I.D.	O.D.	PART #	REPLACEMENT O-RING	LOGO
DODGE (AND OTHER MOPARS)									
<i>CHRYSLER SLANT 6 AND V8</i>									
Standard	U	Billet Aluminum	-12AN	3/4"-16	2-1/2"	2-3/4"	3320	1042	
Standard	S	Cast Aluminum	1/2 NPT	3/4"-16	2-1/2"	2-3/4"	1013	1042	
90 DEGREE	T	Cast Aluminum	1/2 NPT	3/4"-16	2-1/2"	2-3/4"	1413	1042	
<i>DODGE CUMMINS DIESEL</i>									
Standard	U	Billet Aluminum	-12AN	1"-16	2-1/4"	3-11/16"	3351	1037	
<i>VARIOUS MOPAR VEHICLES</i>									
Standard	U	Billet Aluminum	-12AN	3/4"-16	2-1/2"	2-3/4"	3320	1042	
FORD									
<i>FORD INLINE 6, V6 AND V8 ENGINES</i>									
Standard	U	Billet Aluminum	-12AN	3/4"-16	2-1/2"	2-3/4"	3320	1042	
Standard	S	Cast Aluminum	1/2 NPT	3/4"-16	2-1/2"	2-3/4"	1013	1042	
90 DEGREE	T	Cast Aluminum	1/2 NPT	3/4"-16	2-1/2"	2-3/4"	1413	1042	
<i>4.6L, 5.0L (COYOTE), 5.4L MODULAR, 6.8L V10</i>									
Standard	U	Billet Aluminum	-12AN	22mm-1.5	2-1/2"	2-3/4"	3323	1042	
Standard	S	Cast Aluminum	1/2 NPT	22mm-1.5	2-1/2"	2-3/4"	1027	1042	
90 DEGREE	T	Cast Aluminum	1/2 NPT	22mm-1.5	2-1/2"	2-3/4"	1427	1042	
<i>FORD DIESEL TRUCKS</i>									
Standard	U	Billet Aluminum	-12AN	1-1/2"-16	3-1/2"	4-11/16"	3352	1039	
GENERAL MOTORS									
<i>BUICK, CADILLAC, OLDSMOBILE, PONTIAC</i>									
Standard	U	Billet Aluminum	-12AN	13/16"-16	2-1/2"	2-3/4"	3324	1042	
Standard	S	Cast Aluminum	1/2 NPT	13/16"-16	2-1/2"	2-3/4"	1020	1042	
90 DEGREE	T	Cast Aluminum	1/2 NPT	13/16"-16	2-1/2"	2-3/4"	1420	1042	
<i>CHEVROLET / GMC 4 CYLINDER & V6</i>									
Standard	U	Billet Aluminum	-12AN	18mm-1.5	2-1/2"	2-3/4"	3322	1042	
Standard	S	Cast Aluminum	1/2 NPT	18mm-1.5	2-1/2"	2-3/4"	1050	1042	
90 DEGREE	T	Cast Aluminum	1/2 NPT	18mm-1.5	2-1/2"	2-3/4"	1450	1042	
<i>CHEVY / GMC SB & BB V8</i>									
Standard	U	Billet Aluminum	-12AN	13/16"-16	3-3/16"	3-7/16"	3321	1043	
Standard	S	Cast Aluminum	1/2 NPT	13/16"-16	3-3/16"	3-7/16"	1022	1043	
<i>GM LS 1999-06 (4.8L, 5.3L, 6.0L)</i>									
Standard	U	Billet Aluminum	-12AN	13/16"-16	2-1/2"	2-3/4"	3324	1042	

♣Cast Aluminum filtration components are not for use on Race, Marine or Diesel Applications!

SPIN-ON BYPASS FILTER ADAPTERS (Continued)

BYPASS STYLE	REFERENCE PHOTO	MATERIAL	INLET/OUTLET PORT SIZE	NIPPLE SIZE	I.D.	O.D.	PART #	REPLACEMENT O-RING	LOGO
GENERAL MOTORS (CONTINUED)									
<i>GM LS 1999-06 (4.8L, 5.3L, 6.0L) CONTINUED</i>									
Standard	S	Cast Aluminum	1/2 NPT	13/16"-16	2.500	2.750	1020	1042	
90 DEGREE	T	Cast Aluminum	1/2 NPT	13/16"-16	2.500	2.750	1420	1042	
<i>GM LS 2007-15 (4.8L, 5.3L, 6.0L)</i>									
Standard	U	Billet Aluminum	-12AN	22mm-1.5	2.500	2.750	3327	1042	
Standard	S	Cast Aluminum	1/2 NPT	22mm-1.5	2.500	2.750	1027	1042	
90 DEGREE	T	Cast Aluminum	1/2 NPT	22mm-1.5	2.500	2.750	1427	1042	
<i>IMPORTS (WITH 20MM X 1.5 NIPPLE OIL FILTER)</i>									
Standard	S	Cast Aluminum	1/2 NPT	20mm-1.5	2.500	2.750	1058	1042	
90 DEGREE	T	Cast Aluminum	1/2 NPT	20mm-1.5	2.500	2.750	1458	1042	
JEEP									
Standard	S	Cast Aluminum	1/2 NPT	20mm-1.5	2.500	2.750	1058	1042	
90 DEGREE	T	Cast Aluminum	1/2 NPT	20mm-1.5	2.500	2.750	1458	1042	

BOLT-ON BYPASS FILTER ADAPTERS

Bolt-on filter bypass adapters allow you to run oil lines to a remote filter base or dry sump oiling system. Match the reference letter in the product charts below to these photos for product identification.

V 1011 1959-64 PONTIAC BOLT-ON BYPASS ADAPTER	W 1015 1957-76 FORD FE BOLT-ON BYPASS ADAPTER	X 1017/1018 1956-UP SB/BB CHEVY BOLT-ON BYPASS ADAPTER	Y 3328 90 DEGREE BOLT-ON BYPASS ADAPTER	Z 3328 '56-67 SB/BB CHEVY BOLT-ON BYPASS ADAPTER
--	--	---	--	---

APPLICATIONS	REFERENCE PHOTO	BYPASS DESIGN	MATERIAL	INLET/OUTLET PORT SIZE	PART#	REPLACEMENT O-RING/GASKET	LOGO
CHEVROLET							
<i>SB CHEVY & BB CHEVY V8 (1956-67)</i>							
1956-67 SB & BB V8 (1/4" & 5/16" Bolts)	Z	Standard	BILLET ALUMINUM	-12AN	3325	1035/1036	
1956-67 SB & BB V8 (1/4" & 5/16" Bolts) [No Bypass valve]	Z	Standard	BILLET ALUMINUM	N/A	3326	1035/1036	
1956-67 SB & BB V8 (1/4" & 5/16" Bolts)	Y	90 Degree	BILLET ALUMINUM	-12AN	3328	1035/1036	
1956-67 SB V8 (1/4" Bolts)	X	Standard	CAST ALUMINUM	1/2 NPT	1017	1035/1036	
1968-UP SB & BB V8 (with canister style filter) [5/16" Bolts]	X	Standard	CAST ALUMINUM	1/2 NPT	1018	1035/1036	
<i>BB CHEVY MARK IV V8S</i>							
BB Chevy V8 MARK IV (extended depth for blocks with deeper recess)	Y	90 Degree	BILLET ALUMINUM	-12AN	3329	1035/1036	
FORD							
<i>FORD FE ENGINES [332, 352, 390, 406, 428 ENGINES] (1957-76)</i>							
77-UP Ford 332, 352, 390, 406, & 428	W	Standard	CAST ALUMINUM	1/2 NPT	1015	N/A	
PONTIAC							
1959-64 Pontiacs (All)	V	Standard	CAST ALUMINUM	1/2 NPT	1011	N/A	

*Cast Aluminum filtration components are not for use on Race, Marine or Diesel Applications!

OIL COOLER SANDWICH ADAPTERS

Trans-Dapt's oil cooler sandwich adapters allow for the installation of an engine oil cooler, without the need to relocate the oil filter. 3/8" NPT ports (excludes 1322 which has 1/2" NPT ports.) Adapters #1322 measure 2-1/4" tall. All other adapters are 1" tall.



APPLICATION	NIPPLE SIZE	ENGINE'S OIL FILTER FLANGE		PART #
		I.D.	O.D.	
Chrysler & Ford V8's, V6 & L6 & most Imports	3/4"-16	2-1/2"	2-3/4"	1313
Chevy LS1/Vortec 4.8, 5.3, 6.0L, Buick, Olds, Pontiac & Cadillac V8's	13/16"-16	2-1/2"	2-3/4"	1320
SB/BB Chevy V8's (180° Spring)	13/16"-16	3-3/16"	3-7/16"	1322
Ford 4.6, 5.4L Modular V8 & 6.8L V10 cars, trucks, motorhomes & some 94-98 5.8L trucks	22mm x 1.5	2-1/2"	2-3/4"	1327
Chevy LT1, GM V6 & 4 Cyl., some Imports	18mm x 1.5	2-1/2"	2-3/4"	1350
Imports, Honda & Mazda, 91 and older	20mm x 1.5	2-1/2"	2-3/4"	1358

REPLACEMENT OIL HOSE KITS



Shown assembled
push-in barb fittings included

High-quality, 1/2", 300 PSI hoses with nitrile liner and precision brass fittings. Designed specifically for use with Trans-Dapt bypass adapters and remote filter brackets. Hoses can be shortened for special applications. Temperature Range: -40° to 212°F.

DESCRIPTION	24" HOSE KIT	36" HOSE KIT	48" HOSE KIT	60" HOSE KIT	72" HOSE KIT
Neoprene Hose Kit for Trans-Dapt remote oil filter relocation Kits	1032	1047	1048	1071	1072

REPLACEMENT O-RINGS & GASKETS



These parts are direct replacements for the Trans-Dapt Performance's oil filtration products.

DESCRIPTION	PART #
Replacement Base Gasket for #1017, 1018, 1024, 1324, 3325, 3326, 3328, 3329	1035
Replacement O-Ring for #1017, 1018, 1024, 1324, 3325, 3328, 3329	1036
Replacement O-Ring for #3351, 3358, 3368, 3378, 3388	1037
Replacement O-Ring for #3352, 3359, 3369, 3379, 3389	1039
O-Ring for 1013, 1020, 1027, 1050, 1058, 1113, 1120, 1127, 1150, 1158, 1213, 1220, 1227, 1250, 1258, 1320, 1327, 1350, 1358, 1413, 1420, 1427, 1450, 1458, 1513, 1520, 1527, 1550, 1558, 1613, 1620, 1627, 1650, 1658, 1713, 1720, 1727, 1750, 1758, 1813, 1820, 1827, 1850, 1858, 3320, 3322, 3323, 3324, 3327, 3353, 3355, 3356, 3357, 3363, 3365, 3366, 3367, 3373, 3375, 3376, 3377, 3383, 3385, 3386, 3387, 9716, 9736	1042
O-Ring for 1022, 1122, 1222, 1522, 3321, 3354, 3364, 3374, 3384	1043
O-Ring for 1059 & 1359	1044

REPLACEMENT OIL FILTER NIPPLES



These parts are direct replacements for Trans-Dapt & Hamburger's Performance oil filtration products.

DESCRIPTION	PART #
3/4"-16 x 1-1/4" Oil Filter Nipple	1034
13/16"-16 x 1-1/2" Oil Filter Nipple	1066
1-1/2"-12 x 1-1/2" Oil Filter Nipple	3334

SPIN-ON OIL FILTER CONVERSION ADAPTERS



Converts canister style oil filters on older Chevy V8 (except Chevy II) to later model, easier to maintain spin-on style oil filter. 1059 and 1359 require the use of a factory bypass valve (not included)

APPLICATION	FILTER STYLE	NIPPLE SIZE	BOLT SIZE	PART #
'56-67 SB Chevy	PH8A	3/4"-16	1/4"	1024
'68-UP SB/BB Chevy	PH8A	3/4"-16	5/16"	1324
'56-67 SB Chevy (Requires OEM bypass valve)	PH-30	13/16"-16	1/4"	1059
'68-UP SB/BB Chevy (Requires OEM bypass valve)	PH-30	13/16"-16	5/16"	1359

OIL FILTRATION REPLACEMENT PARTS & ACCESSORIES



DESCRIPTION	FLAT MOUNT PART #	90° MOUNT PART #
Mounting Plate for # 3300, 3302, 3304, 3343, 3344 & 3347	3396	3397
Mounting Plate for # 3301, 3303, 3310, 3311, 3313 & 3350	3398	3399

CHROME ENGINE OIL FILTERS COVERS

Available for both short and tall size oil filters. Slips over oil filter and securely fastened with a set screw.



APPLICATION	CASE DIAMETER	4-9/32" TALL COVER	5-3/16" TALL COVER
Chrome engine oil filter COVER	3-11/16"	1070	1067

CHROME ENGINE OIL FILTERS

Trans-Dapt's new Chrome oil filters meet or exceed manufacturer's spec for engine oil filtration. The only difference? They have an awesome chrome finish that is at home in any customized engine compartment.



APPLICATION	NIPPLE THREAD SIZE	CASE DESIGN	FILTER LENGTH	PART #
CHEVY/GM	13/16"-16	SHORT	4-9/32"	1159
CHEVY/GM	13/16"-16	LONG	5-1/4"	1160
FORD and CHRYSLER	3/4"-16	LONG	5-1/4"	1157

COMPACT FILTER

Compact design of this filter provides additional clearance for engine components. Ideal for use with Trans-Dapt or Hamburger PH8A model filter bases.



Compact Filter, 3-5/8" Diameter	3/4"-16	COMPACT	3-1/8"	1156
---------------------------------	---------	---------	--------	-------------

GENERAL APPLICATION CHART FOR TRANS-DAPT DIFFERENTIAL COVERS

The chart on these pages contains some of the most popular passenger car and truck applications currently on the road. It should be used as a general guide to choosing the correct differential cover for your project. We suggest you always research your application and confirm that the bolt pattern shape of the new cover matches the factory style before beginning your installation.

^Part numbers in **PURPLE** will be discontinued when current inventory is depleted.



APPLICATION	Material:	CHROME/STEEL		ALUMINUM		NODULAR IRON [^]	
		CHROME COVER ONLY	CHROME COVER KIT COVER, BOLTS & GASKET	SANDBLASTED WITH POLISHED HIGHLIGHTS COVER ONLY	FULLY POLISHED COVER, BOLTS & GASKET	BLACK POWDER-COATED WITH POLISHED FINS COVER, BOLTS & GASKET	SLAM-GUARD™ HEAVY DUTY COVER & BOLTS
	Description:						
	Includes:						
CHEVROLET & GM CARS							
Chevy & GM Intermediates 64-72 & Camaro 67-72 K-G-C-B Axles 10-Bolt		4786	8780	4738	4833	9936	-
Chevy & GM Intermediates 64-72, Camaro, Chevelle/El Camino 64-72 & Nova 65-67 with 12-Bolt 8-7/8" R.G.		4787	8781	-	4835	9944	-
Chevy & GM Intermediates 64-72 & Camaro 73-77 except w/ 8-1/2" R.G.		9190	9042	-	-	-	-
Chevy & GM Intermediates 64-72 & Camaro 73-77 with 8-1/2" Ring Gear		4135	9037	-	4833	9937	-
Chevy & GM Intermediates 78-86, Impala SS 94-96 & Camaro/Firebird 82-Up with 7.5" & 7.6" Ring Gear		9072	8786	-	-	-	-
Camaro Z28 & IROC, Firebird T/A 82-92, Buick Grand National 84-87 w/ 8-1/2" R.G.		4135	9037	-	483 3	9937	-
Camaro/Firebird 93-02 V6		9072	8786	-	-	-	-
Camaro/Firebird 93-02 V8 (Except H.D.)		4135	9037	-	4833	9937	-
CHEVROLET & GMC TRUCKS/SUVS & VANS							
Chevy/GMC Truck 67-77 1/2- & 3/4-Ton; 4WD Dana 44 FRONT		4815	8782	4133	4822	9933	4000
Chevy/GMC Truck 78-88 1/2- & 3/4-Ton & Suburban; 77-91 4WD 10-Bolt FRONT		9069	8784	4784	4825	9938	-
Chevy/GMC Truck 62-82 1/2-Ton only; 2WD & 4WD 12-Bolt REAR		9070	8785	4134	4826	9934	-
Chevy/GMC Truck 83-87 1/2-Ton only; 2WD & 4WD REAR		4786	8780	4738	4833	9936	-
Chevy/GMC Truck 88-06 1/2-Ton only; 2WD & 4WD REAR. '99-02 models use metric bolts		4135	9037	-	4833	9937	-
Chevy/GMC Trucks/SUVs: 73-00 3/4- & 1-Ton & 01-02 6.0L 2500 HD 14-Bolt REAR		9071	9047	-	4829	9939	-
Chevy/GMC Truck 81-87 3/4 & 1-Ton; 2WD & 4WD 14-Bolt (9-1/2" R.G.) REAR		9292	9043	-	-	-	-
Chevy/GMC S-10/S-15, Envoy, Olds Bravada 82-04, Astro & Safari Vans 85-98 2 & 4WD REAR		9072	8786	-	-	-	-
Chevy/GMC 3500 95-Up Trucks with Dana 80 10-Bolt 13" Ring Gear REAR		4808	9040	-	4831	9941	-
Chevy/GMC 81-99 Trucks with 14-Bolt 9.5" Ring Gear REAR		9292	9043	-	-	-	-
DODGE TRUCKS/SUVS & VANS							
74-93 W100, 150-200 & 74-06 Ram, Vans, Durango & Dakota with 9-1/4" R.G.		4817	9041	-	-	-	-
P/U 72-06 4WD with Dana 44 Front		4815	8782	4014	4822	9932	4000
P/U 72-03 with Dana 60* REAR		4816	8783	4183	4824	9935	4001
3500 P/U XX -06 Dana 80 10-Bolt Rear		4808	9040	-	4831	9941	-
Dakota & Durango 99-03 4WD; Dana 25-27-30 10-Bolt Front		9238	9036	-	4827	9931	4002
P/U 72-99 Dana 60* 10-Bolt Front		4816	8783	4183	4824	9935	4001

*Some Dana 60 with full-floating axles have the fill hole positioned higher on the factory cover than on our #4816 or #8783. Compare holes BEFORE installing the new Trans-Dapt cover. If the Trans-Dapt fill hole is lower than the factory cover, DO NOT USE! Fluid level may fall below factory specifications. This could cause differential damage!

GENERAL APPLICATION CHART FOR TRANS-DAPT DIFFERENTIAL COVERS (Continued)



^Part numbers in **PURPLE** will be discontinued when current inventory is depleted.



APPLICATION

Material:

Description:

Includes:

CHROME/STEEL		ALUMINUM			NODULAR IRON [^]
					
CHROME COVER	CHROME COVER KIT	SANDBLASTED WITH POLISHED HIGHLIGHTS	FULLY POLISHED	BLACK POWDER-COATED WITH POLISHED FINS	SLAM-GUARD™ HEAVY DUTY
COVER ONLY	COVER, BOLTS & GASKET	COVER ONLY	COVER, BOLTS & GASKET	COVER, BOLTS & GASKET	COVER & BOLTS

FORD CARS, TRUCKS/SUVS & VANS

Mustang & Capri 79-03 V8 & Fairmont 78-82 7.5" R.G.	9293	9044	-	-	-	-
Mustang & Capri 86-03* V8 8.8" R.G.	9465	9045	-	-	-	-
Bronco 66-70 Dana 30 FRONT	9238	9036	-	4827	9931	4002
Truck 66-79 F-100, F-150, F-250, F-350 & Bronco 4WD Dana 44 FRONT	4815	8782	4014	4822	9932	4000
Truck 66-85 F-100, F-150, F-250, F-350 & Bronco 2WD/4WD Dana 60* REAR; 72-97 Ford F-350 Front	4816	8783	4183	4824	9935	4001
Truck 83-03 F-150 & Bronco 2WD & 4WD 8.8" Ring Gear REAR	9465	9045	-	-	-	-
Truck F-150 & F-250 2WD & 4WD 9.75" Ring Gear REAR	4807	9038	-	-	-	-
Truck F-350, F-450 & F-550 2WD & 4WD Dana 80 REAR	4808	9040	-	4831	9941	-
Truck 86-06 F-150, F-250, F-350, Expedition, Excursion 2WD & 4WD w/ Heavy-Duty Sterling 12-Bolt REAR	9466	9046	-	4830	9940	-
Truck F-250, F-350, 99-up Super Duty & Excursion 4WD FRONT	4816	8783	4183	4824	9935	-
Ranger Pickup 82-03, Bronco II 82-92, Aerostar 84-98 7.5" R.G. REAR	9293	9044	-	-	-	-
Explorer & Mountaineer 91-03 2WD & 4WD 8.8" Ring Gear REAR	9465	9045	-	-	-	-
E-150 Full-Size Van 83-98 REAR	9465	9045	-	-	-	-
E-250 & E-350 Full-Size Van 86-06 w/ Heavy-Duty Sterling 12-Bolt REAR	9466	9046	-	4830	9940	-

JEEP & INTERNATIONAL SCOUT

Jeep CJ Series 41-03 Dana 30 FRONT	9238	9036	-	4827	9931	4002
Jeep XJ Midsize & YJ Wrangler 86-96 Dana 30 (Thick) FRONT	9710	9035	-	-	-	-
Jeep J Series Trucks, Wagoneer & Cherokee 74-86 Dana 44 FRONT	4815	8782	4014	4822	9932	4000
Jeep CJ, J, IH Scout 41-80 Dana 44 REAR	4815	8782	4014	4822	9932	4000
Jeep CJ-5, CJ 76-85, Cherokee, Wagoneer 81-84 w/ 12-Bolt Spicer 20 Corp. REAR	9119	9034	4778	4828	9945	-
Jeep XJ Midsize & YJ Wrangler Series; 86-90 Dana 35 REAR	9711	9033	-	4832	9942	4003
Jeep J Series Trucks 74-80 Dana 44 REAR	4815	8782	4014	4822	9932	4000
Jeep J Series Trucks 81-84 Corp. REAR	9119	9034	4778	4828	9945	-
IH Scout 60-74 Dana 25-27-30 FRONT & 60-67 Dana 30 REAR	9238	9036	-	4827	9931	4002
IH Scout 75-80 Dana 44 FRONT & 67-80 Dana 44 REAR	4815	8782	4014	4822	9932	4000


















IMPORT TRUCKS

Isuzu 98-03 10-Bolt REAR	9072	8786	-	-	-	-
Mazda 4000 94-03 10-Bolt REAR	9465	9045	-	-	-	-
Mazda 2300, 3000 94-03 10-Bolt REAR	9293	9044	-	-	-	-

*Does not fit '99-03 Cobra

♦4820 does not include gasket & bolts

All covers include standard drain/fill plug (where applicable.) For added protection against metal contaminants, Trans-Dapt offers Magnetic drainplugs.


CHROME DIFFERENTIAL COVERS				
 4820 Dana 18-20 Transfer Case	 4827/9931 Dana 30 10-Bolt	 4135/9037 88-Up GM 1/2-Ton 10-Bolt	 4817/9041 Dodge Ram 9.25" 12-Bolt	 9292/9043 GM Truck 9.5" 14-Bolt
 4833/9936/9937 GM Intermediates 88-Up GM 1/2-Ton 10-Bolt	 4828/9945 Jeep Corporate M20 12-Bolt	 4786/8780 GM Intermediate 10-Bolt	 9069/8784 GM Truck 10-Bolt	 9238/9036 Dana 30 10-Bolt
 4822/9932 Dana 44 10-Bolt	 4829/9939 GM 2500/3500 Truck 14-Bolt	 4787/8781 GM Intermediate 12-Bolt	 9070/8785 GM Intermediate 12-Bolt	 9293/9044 Ford 7.5" 10-Bolt
 4823/9933 Dana 44 10-Bolt	 4830/9940 Ford Truck Sterling 12-Bolt	 4807/9038 Ford Truck 9.75" 12-Bolt	 9071/9047 GM 2500/3500 Truck 14-Bolt	 9465/9045 Ford 8.8" 10-Bolt
 4824/9935⁺ Dana 60 10-Bolt	 4831/9941 GM/Ford/Dodge Dana 80 10-Bolt	 4808/9040 GM/Ford/Dodge Dana 80 10-Bolt	 9072/8786 Camaro, S-10 10-Bolt	 9466/9046 Ford Truck Sterling 12-Bolt
 4825/9938 GM 1/2- & 3/4-Ton Truck 10-Bolt	 4832/9942 Ford Truck 12-Bolt	 4815/8782 Dana 44 10-Bolt	 9119/9034 Jeep Corporate M20 12-Bolt	 9710/9035 Dana 30 Thick 10-Bolt
 4826/9934 GM 1/2-Ton Truck 12-Bolt	 4835/9944 GM Intermediate 12-Bolt	 4816/8783⁺ Dana 60 10-Bolt	 9190/9042 GM Intermediate 10-Bolt	 9711/9033 Dana 35 10-Bolt

⁺Some Dana 60 with full floating axles have the fill hole positioned higher on the factory cover than on our #4816 or #8783. Compare holes BEFORE installing the new Trans-Dapt cover. If the Trans-Dapt fill hole is lower than the factory cover, **DO NOT USE!** Fluid level may fall below factory specifications. This could cause differential damage!

DIFFERENTIAL COVER GASKETS

Trans-Dapt Performance Differential Cover Gaskets are designed for use with all Trans-Dapt differential covers, or Original Equipment covers. Manufactured using cellulose-nitrile gasket material to prevent leakage.

DESCRIPTION	FOR USE WITH DIFF COVER #S	PART #
Chevy 10-Bolt 8.5" Ring Gear	4135-4833-9037	9048
Chevy 10-Bolt Intermediate	4738-4786-4821-8780	4883
Chevy 12-Bolt Intermediate	4787-8781	4352
Chevy Camaro, S-10 82-Up	8786-9072	9059
Chevy/GM Intermediate	9042-9190	9052
Chevy Truck 10-Bolt	4784-4825-8784-9069	4888
Chevy Truck 12-Bolt	4134-4826-8785-9070	4884
Chevy Truck 14-Bolt	4829-9047-9071	9058
Chevy Truck 14-Bolt 9.5" Ring Gear	9043-9292	9053
Dana 35	4832-9033-9711	9057
Dana 44	4014-4133-4815-4822-4823-8782	4886
Dana 60	4183-4816-4824-8783	4882
Dana 80 Dodge & GM Trucks	4808-4831-9040	9050
Dodge Trucks 9.25" Ring Gear	4817-9041	9051
Ford Car 8.8" Ring Gear	9045-9465	9055
Ford Truck 7.5" Ring Gear	9044-9293	9054
Ford Truck 9.75" Ring Gear	4807	9049
Ford Truck 12-Bolt Sterling	4830-9046-9466	9056
Jeep Dana 30	4013-4827-9035-9036-9238-9710	4885
Jeep CJ5, CJ7 Corporate	4778-4828-9034-9119	4887



DIFFERENTIAL COVER BOLTS

Chrome hex head bolts really finish off the installation of a custom differential cover.



BOLTS FOR CHROME/STEEL DIFFERENTIAL COVERS			
APPLICATION	BOLT SIZE	QUANTITY	PART #
GM 10-BOLT & DANA 44	5/16-18 X 3/4"	10 pc	9227
GM 12-BOLT	5/16-18 X 3/4"	12 pc	9278
GM 14-BOLT STANDARD	5/16-18 X 3/4"	14 pc	9232
GM 14-BOLT METRIC	8mm 1.25 X 25mm	14 pc	9246
DANA 60	3/8-16 X 3/4"	12 pc	9279
DANA 60	3/8-16 X 3/4"	14 pc	9239

BOLTS FOR ALUMINUM DIFFERENTIAL COVERS			
APPLICATION	BOLT SIZE	QUANTITY	PART #
GM 10-BOLT & DANA 44	5/16-18 X 1"	10 pc	9249
GM 12-BOLT	5/16-18 X 1"	12 pc	9251
GM 14-BOLT STANDARD	5/16-18 X 1"	14 pc	9252
GM 14-BOLT METRIC	8mm 1.25 X 30mm	14 pc	9283
DANA 60	3/8-16 X 1"	12 pc	9264
DANA 60	3/8-16 X 1"	14 pc	9282

REPLACEMENT DRAIN/FILL PLUGS



Magnetic drain plugs extend differential life by keeping dangerous metal shavings away from expensive internal components. Perfect for transmission break-in period.

DESCRIPTION	PART #
3/8"-14 NPT (Transmission & Rear Ends)	9063
1/2"-14 NPT (Transmission & Rear Ends)	9064

AUTOMATIC TRANSMISSION FILTER SYSTEM UNIVERSAL FIT

- ▶ Extends Transmission Life
- ▶ Removes Twice As Many Contaminants As Stock Filter Screens
- ▶ Universal Design Fits Virtually Any Automatic Transmission
- ▶ Increases Transmission Fluid Capacity Cooler Transmission Running Temperatures
- ▶ Easily Installs Between Your Transmission & Cooling Unit



Kit contains:
 Cast Aluminum Filter Mounting Base
 Mounting Hardware
 A Pair of High-Temperature Oil Hoses
 Solid Brass Fittings*
 Uses Trans-Dapt 1156, Fram PH8A or equivalent Filter (**not included**)

DESCRIPTION	MATERIAL	INLET/OUTLET SIZE	FILTER SIZE	PART #
3/8" Transmission fluid filtering system	CAST ALUMINUM	1/2" NPT	PH8A	1155
1/2" Transmission fluid filtering system	CAST ALUMINUM	1/2" NPT	PH8A	1255

*Hose fittings for Transmission cooler end of hoses not included. Fittings for cooling unit end must be purchased separately.

UNIVERSAL CROSSMEMBER STYLE TRANSMISSION MOUNTS



Position your engine and transmission where you need them. Eliminates the need to fabricate a rear crossmember. Supports most standard and automatic transmissions in open channel frames w/ widths of 26" to 36" between the frame rails. 1-5/8" diameter .114" wall thickness tubing. Can be used w/ either #9442 or 4237 GM trans mount or #4736 Ford trans mount.

DESCRIPTION		WITH PADS		WITHOUT PADS
		RUBBER	POLY URETHANE	
CROSSMEMBERS FOR POWERGLIDE, TH-350 & TH-400				
PowerGlide, TH-350, TH-400	NO DROP	4558	4548	4538
PowerGlide, TH-350, TH-400	3" DROP	4559	4549	4539
PowerGlide, TH3-50, TH-400	6" DROP	9444	9474	9424
Kits listed with Pads include either a 4237 Polyurethane or 9442 Rubber Mount Pad.				
CROSSMEMBERS FOR 700R4, 4L60E & T-56				
700R4, 4L60E, T-56	NO DROP	6538	6548	6558
700R4, 4L60E, T-56	3" DROP	6559	6549	6539
700R4, 4L60E, T-56	6" DROP	6544	6534	6524
Kits listed with Pads include either a 4237 Polyurethane or 9442 Rubber Mount Pad.				
CROSSMEMBERS FOR FORD C-4 & C-6				
Ford C-4 & C-6	NO DROP	6521	6522	4538
Ford C-4 & C-6	3" DROP	6523	6525	4539
Ford C-4 & C-6	6" DROP	6526	6527	9424
Kits listed with Pads include either a 4236 Polyurethane or 4716 Rubber Mount Pad.				

GM LS ENGINE SWAP TRANSMISSION MOUNTS

Trans-Dapt's new LS Engine swap crossmembers have a vehicle specific design to ensure the optimum pinion angle, and a trouble-free installation of your automatic or manual transmission in your Classic GM vehicle LS swap project. All kits come complete with steel crossmember, rubber transmission mount and mounting hardware.



DESCRIPTION	PART #
1967-69 CAMARO & FIREBIRD; LS SWAP	
AUTOMATIC Transmission	6418
MANUAL Transmission	6518
1970-81 CAMARO & FIREBIRD; LS SWAP	
AUTOMATIC Transmission	6419
MANUAL Transmission	6519
1968-74 CHEVY X-BODY (NOVA/CHEVY II); LS SWAP	
AUTOMATIC Transmission	6418
MANUAL Transmission	6518
1967-72 CHEVY/GMC C10 / C20 TRUCKS	
AUTOMATIC Transmission	6420
1973-87 CHEVY/GMC C10 / C20 TRUCKS	
AUTOMATIC Transmission	6421
All kits listed above include a 9442 Rubber transmission mount pad.	

1953-64 FORD PICKUP TRANSMISSION CROSSMEMBERS



- ▶ 2-1/2" Drop
- ▶ 32" Wide Bolt Holes (on center)
- ▶ Available As A Kit with Rubber Pads, Polyurethane Pads or Crossmember Only
- ▶ Kits Include Mounting Hardware

These Ford truck transmission crossmembers are easy to use, and provide a durable, sturdy mounting point for your TH-350 or C-4/C-6 transmission. The crossmember mounts on the frame channel, or under frame. American-made, solid steel construction. Replacement transmission mount: Trans-Dapt #9442, #4236 or 4237.

DESCRIPTION	WITH PADS		WITHOUT PADS
	RUBBER	POLY URETHANE	
GM TH-350 Transmission into 53-64 Ford Pickup	9649	9639	9659
C-4 & C-6 Transmission into 53-64 Ford Pickup	4156	4146	4136

*Solid transmission mounts must be used in conjunction with solid motor mounts to prevent breakage of engine block and trans. case, caused by torsional stresses.

TH-400 INTO S-10 TRANSMISSION CROSSMEMBER KITS



These application specific crossmembers are for installing a TH-400 automatic transmission into an S-10, S-15, Blazer or Jimmy with a swapped small-block Chevy V8. Kits available with rubber transmission pad, polyurethane pad or as a crossmember only. These crossmembers are required to mount a TH-400 transmission when using Tans-Dapt #4689, #9906 or #9926 S-10/V8 engine mount kits.

DESCRIPTION	WITH PADS		WITHOUT PADS
	RUBBER	POLY URETHANE	
1982-93 Chevy S-10 ONLY- Transmission Crossmember	9744	9734	9714
1984-94 Chevy S-10 BLAZER ONLY- Transmission Crossmember	9745	9735	9715
REPLACEMENT TRANSMISSION MOUNT PADS	9442	4237	-

TRANSMISSION MOUNT PADS



DESCRIPTION	POLY URETHANE	RUBBER	SOLID
58-88 Chevy Powerglide, TH-350, TH-400, 700 R4 & all Borg-Warner, Muncie, Saginaw, Chrysler 4 spd. & Doug Nash 5 spd. trans. (Does Not fit 1982-92 Camaro/Firebird).	4237	9442	4185
C-4, C-6 & FMX in 68-74 Mustang 302, 68-71 Torino/Ranchero 289/302/351w/390/428, 66-68 Torino 427, 66-69 Fairlane 390. 1 3/4" Tall	4236	4716	-

CHEVY/GM AUTO-TRANS ADAPTERS



DESCRIPTION	PART #
Adapts 62-Up Chevy V8 to 66-Up Buick, Olds, Pontiac & Cadillac ST300 TH-350-400 & 700R4 Trans.	0060
Adapts 66-Up Buick, Olds, Pontiac, Cadillac V8 to 62-Up Chevy TH-350-400 & 700R4 Trans.	0061
PILOT BUSHING aligns converter with crank on Chevy/GM when using 5/16" engine plate.	0055
Bellhousing alignment Dowel Pins (2) for #0060 and #0061 (5/8" x 2")	0062

DRIVESHAFT LOOPS



Holds driveshaft in place in the event of universal joint failure. Bolt-on design.

DESCRIPTION	LOOP WIDTH	PART #
Universal driveshaft loop	4-1/4"	4140



NHRA legal for 78-93 Mustangs. Heavy-duty steel construction. Bolt-on design.

DESCRIPTION	PART #
78-93 Mustang driveshaft loop	9813

CLUTCH ALIGNMENT TOOL



Align clutch plates and pilot bearings accurately. Shaft and bushings provide proper fit for eight pilot bearing sizes. Two turned sizes (1" & 1-1/8") fit 90% of clutch plates, and cone end handles fit the rest.

DESCRIPTION	PART #
Clutch Alignment Tool	8777

ENGINE "SWAP-IN-A-BOX"™ COMPLETE ENGINE SWAP KITS



- ▶ COMPLETE KITS AVAILABLE FOR THE CLASSIC CAR HOBBY'S MOST POPULAR ENGINE/MODEL COMBINATIONS
- ▶ UPDATED KITS FOR LS ENGINES INTO TRI 5, 1ST & 2ND GEN F-BODIES, GM A-BODY, CHEVY C10 & S-10 TRUCKS
- ▶ EACH KITS PRODUCTS ARE ENGINEERED TO WORK TOGETHER
- ▶ SWAP IN A BOX KITS TAKE THE "GUESS WORK" OUT OF COMPONENT SELECTION FOR YOUR SB CHEVY OR LS ENGINE SWAP PROJECT

- ▶ ALL KITS INCLUDE HEADERS, OIL PAN, ENGINE MOUNTS MOUNTING HARDWARE. LS KITS ALSO INCLUDE TRANSMISSION CROSSMEMBER.
- ▶ MANUFACTURING LS SWAP PRODUCTS SINCE 2002!

Trans-Dapt's Engine Swap-In-A-Box™ Kits are created using only quality products manufactured by the member companies of the Hedman Performance Group. Each Engine Swap-In-A-Box™ Kit contains application specific headers, motor mounts and engine Swap Oil Pan. Some kits also include transmission crossmembers.

The HP Group is proud to introduce new engine swap kits that take much of the guess work out of swapping an LS engine into a '55-57 Chevy, 1964-67 Chevelle, Malibu, El Camino, 1967-81 Camaros and Firebirds or 1982-04 S-10/S-15 & Blazer/Jimmy.

To find the correct kit for your project, refer to the application chart to the right, paying close attention to the vehicle, cylinder head type and transmission columns to ensure you select a kit that is designed for you engine, transmission and model combination. Each application is available with coated or uncoated headers. Gen 1 SB into S-10 kits are also available with Heavy-Duty Elite model headers.



**"ENGINE SWAP-IN-A-BOX"
COMPLETE ENGINE SWAP KITS**

This chart contains a complete listing of our Engine Swap-In-A-Box Kits. To locate the kit for your project, first locate your vehicle's section, then select the engine going in to the vehicle, review the cylinder head type column to ensure the kit is designed for those heads and transmission. Finally, choose the part number in the column for the header finish you want.



DOZENS OF NEW APPLICATIONS

YEARS	ENGINE BEING INSTALLED	CYLINDER HEAD DESIGN	TUBE DIAMETER	COLLECTOR SIZER	COLLECTOR STYLE	AUTOMATIC TRANSMISSION	MANUAL TRANSMISSION	STANDARD-DUTY HEDDER MODELS			ELITE™ HEAVY-DUTY HEDDER MODELS	
								UNCOATED	HTC SILVER CERAMIC	BLACK MAXX BLACK CERAMIC	ELITE™ MATTE SILVER	BLACK ELITE
PASSENGER CARS												
<i>1955-57 CHEVY 150, 210, NOMAD (TRI-FIVE MODELS) [Kit includes headers, oil pan and engine mounts]</i>												
1955-1957	GM LS 4.8L, 5.3L, 6.0L	Factory Heads	1-3/4"	3"	Ball/Socket	Y	Y	42001*	42002*	42003*	-	-
<i>CAMARO, FIREBIRD, TRANS-AM [Kit includes headers, oil pan, engine mounts, transmission cross member]</i>												
1967-1969	GM LS 4.8L, 5.3L, 6.0L	Factory Heads	1-3/4"	3"	Ball/Socket	Y	N	42011*	42012*	42013*	-	-
1967-1969	GM LS 4.8L, 5.3L, 6.0L	Factory Heads	1-3/4"	3"	Ball/Socket	N	Y	42014*	42015*	42016*	-	-
1970-1974	GM LS 4.8L, 5.3L, 6.0L	Factory Heads	1-3/4"	3"	Ball/Socket	Y	N	42021*	42022*	42023*	-	-
1970-1974	GM LS 4.8L, 5.3L, 6.0L	Factory Heads	1-3/4"	3"	Ball/Socket	N	Y	42024*	42025*	42026*	-	-
1975-1981	GM LS 4.8L, 5.3L, 6.0L	Factory Heads	1-3/4"	3"	Ball/Socket	Y	N	42031*	42032*	42033*	-	-
1975-1981	GM LS 4.8L, 5.3L, 6.0L	Factory Heads	1-3/4"	3"	Ball/Socket	N	Y	42034*	42035*	42036*	-	-
<i>1964-67 GM A-BODY (CHEVY CHEVELLE, MALIBU, EL CAMINO) [Kit includes headers, oil pan and engine mounts]</i>												
1964-1967	GM LS 4.8L, 5.3L, 6.0L	Factory Heads	1-1/2"	3"	Ball/Socket	Y	Y	42921*	42922*	42913*	-	-
<i>1968-74 GM X-BODY (CHEVY NOVA, PONTIAC VENTURA) [Kit includes headers, oil pan, engine mounts, transmission cross member]</i>												
1968-74	GM LS 4.8L, 5.3L, 6.0L	Factory Heads	1-3/4"	3"	Ball/Socket	Y	N	42011*	42012*	42013*	-	-
1968-74	GM LS 4.8L, 5.3L, 6.0L	Factory Heads	1-3/4"	3"	Ball/Socket	N	Y	42014*	42015*	42016*	-	-
TRUCKS & SUVs												
<i>CHEVY /GMC C10 & C20 PICK-UPS & SUVs (2WD) [Kit includes headers, oil pan, engine mounts, transmission cross member]</i>												
1967-1972	GM LS 4.8L, 5.3L, 6.0L	Factory Heads	1-3/4"	3"	Ball/Socket	Y	N	42041*	42042*	42043*	-	-
1973-1987	GM LS 4.8L, 5.3L, 6.0L	Factory Heads	1-3/4"	3"	Ball/Socket	Y	N	42051*	42052*	42053*	-	-
<i>5-10/S-15, BLAZER/JIMMY, SONOMA (2WD ONLY) [Kit includes headers, oil pan, engine mounts]</i>												
1982-2004	1955-78 SB Chevy (2-piece rear main seal)	Factory Heads	1-1/2"	2-1/2"	Ball/Socket	Y	Y	99061*	99064*	99081*	99067*	99068*
1982-2004	1955-78 SB Chevy (2-piece rear main seal)	Factory Heads	1-3/4"	3"	3-Bolt Gasket	Y	Y	99069*	99079*	99089*	-	-
1982-2004	1955-78 SB Chevy (2-piece rear main seal)	D-Port Heads	1-1/2"	2-1/2"	Ball/Socket	Y	Y	99063*	99066*	99083*	-	-
1982-2004	1955-78 SB Chevy (2-piece rear main seal)	Angle Plug Heads (factory GM Only)	1-1/2"	2-1/2"	Ball/Socket	Y	Y	99062*	99065*	99085*	-	-
1982-2004	1986-00 SB Chevy (1-piece rear main seal)	Factory Heads	1-1/2"	2-1/2"	Ball/Socket	Y	Y	99071*	99074*	99082*	99077*	99078*
1982-2004	1986-00 SB Chevy (1-piece rear main seal)	Factory Heads	1-3/4"	3"	3-Bolt Gasket	Y	Y	99070*	99080*	99090*	-	-
1982-2004	1986-00 SB Chevy (1-piece rear main seal)	D-Port Heads	1-1/2"	2-1/2"	Ball/Socket	Y	Y	99073*	99076*	99084*	-	-
1982-2004	1986-00 SB Chevy (1-piece rear main seal)	Angle Plug Heads (factory GM Only)	1-1/2"	2-1/2"	Ball/Socket	Y	Y	99072*	99075*	99086*	-	-
1982-2004	GM LS 4.8L, 5.3L, 6.0L	Factory Heads	1-1/2"	2-1/2"	3-Bolt Gasket	Y	Y	42161*	42162*	42933*	-	-
<i>5-10/S-15, BLAZER/JIMMY, SONOMA (4WD ONLY) [Kit includes headers, oil pan, engine mounts]</i>												
1982-2004	1955-78 SB Chevy (2-piece rear main seal)	Factory Heads	1-1/2"	2-1/2"	Ball/Socket	Y	Y	44061*	44062*	99087*	-	-
1982-2004	1986-00 SB Chevy (1-piece rear main seal)	Factory Heads	1-1/2"	2-1/2"	Ball/Socket	Y	Y	44063*	44064*	99088*	-	-

* Not legal for sale or use on pollution controlled motor vehicles.

CHEVY LS ENGINE INTO SB CHEVY FACTORY CHASSIS

For installing a Chevy LS1/LS6/Vortec 4.8, 5.3, 6.0L V8 engine into a vehicle that is set up for a Chevy SB V8. Now available in multiple engine positions and mount pad material combinations.

- Securely mounts your LS engine into Classic SB Chevy Chassis Vehicles
- Now Available in SIX ENGINE POSITIONS
- Kits Include All Mounts, Pads and Mounting Hardware
- Rubber & Polyurethane Kit Options. Plates also Available Without Pads



DESCRIPTION	ENGINE POSITION	WITH PADS [‡]		WITHOUT PADS
		RUBBER	POLY URETHANE	
LS1 Engine into SB Chevy Chassis	STOCK LOCATION	4592	4582	4572
LS1 Engine into SB Chevy Chassis	1" FORWARD	4596	4583	-
LS1 Engine into SB Chevy Chassis	1-3/4" FORWARD	4597	4584	-
LS1 Engine into SB Chevy Chassis	1" BACK	4595	4585	4575
LS1 Engine into SB Chevy Chassis	1-1/4" BACK	4599	4587	-
LS1 Engine into SB Chevy Chassis	1-3/4" BACK	4598	4586	-
REPLACEMENT MOTOR MOUNT PADS		9525	4238	-

[‡]Not for use on vehicle chassis designed to use Clamshell Style (1974- newer) Motor Mount Pads. For these vehicles, order Trans-Dapt kit without pads. ↑

CHEVY LS ENGINE INTO 55-57 CHEVY CARS (TRI-5)



These new Trans-Dapt swap mounts are designed specifically for installing an LS engine into 1955-1957 Chevy 150, 210, Bel Air or Nomad cars. Kits are available with standard rubber mounting pads or high performance polyurethane pads. No welding required. Complete Engine Engine Swap-In-A-Box Kits also available.

Replacement pads: Trans-Dapt #9525 or 4238

DESCRIPTION	WITH PADS	
	RUBBER	POLY URETHANE
LS Engine into 1955-1957 Chevy passenger cars Engine Swap Motor Mount Kit	4199	4200

CHEVY LS ENGINE INTO CHEVY/GMC C10 TRUCKS



Trans-Dapt offers two new engine swap mount kits designed especially for installing an LS engine into 1967 to 1987 Chevy /GMC 1/2-Ton 2WD Pick-ups and SUVs. No welding required. Complete Engine Engine Swap-In-A-Box Kits also available.

DESCRIPTION	WITH PADS
	POLYURETHANE
1967-72 Chevy/GMC C10/C15 Trucks & SUVs; Engine Swap Mount Kit	4204
1973-87 Chevy/GMC C10/C15 Trucks & SUVs; Engine Swap Mount Kit	4205
REPLACEMENT MOTOR MOUNT PADS	
Replacement Polyurethane Bushings for 4204 and 4205 C10 LS swap mounts	4719

CHEVY LS ENGINE INTO GM F-BODY & X-BODY CARS

Trans-Dapt Performance recognized the future of the classic car market early and introduced its first LS engine swap motor mounts to the industry way back in 2002, just three years after the LS engine was put into production.

The kits on this page represent over 10 years of LS component design and manufacturing experience, and many kits, like these F-Body swap mounts, are designed to fit a specific group of vehicles, making them simple to use, and ensuring a safe, reliable, long lasting installation of your an LS engine into classic American muscle cars and trucks. Complete Engine Engine Swap-In-A-Box Kits also available.



DESCRIPTION	WITH PADS
	RUBBER
1967-69 Camaro, Firebird or 1968-74 Nova, Chevy II; Engine Swap Motor Mount Kit	4201
1970-74 Camaro, Firebird; Engine Swap Motor Mount Kit	4202
1975-81 Camaro, Firebird; Engine Swap Motor Mount Kit	4203
REPLACEMENT MOTOR MOUNT PADS	
Replacement pads for swap mount kit #'s 4201, 4202 and 4203	4209

GM LS ENGINE
INTO ANY 2WD S-10/BLAZER



Chevy LS1/LS6 4.8, 5.3, 6.0L V8 into S-10/Blazer. Mounts bolt directly to the stock 2.8L V6 mounts for a very simple install. For 82-04 2.2L trucks use only #4516.

DESCRIPTION	WITH PADS		WITHOUT PADS
	RUBBER	POLY URETHANE	
LS1/Vortec into 2WD S-10	4516	-	4536


SB CHEVY V8
INTO ANY 4WD S-10/BLAZER



SB Chevy 283-350 V8 into 4WD S-10/Blazer. Mounts bolt directly to the stock 2.8L V6 mounts for a very simple bolt-in. For 82-04 2.2L trucks use only #4406.

DESCRIPTION	WITH PADS		WITHOUT PADS
	RUBBER	POLY URETHANE	
SB Chevy into 4WD S-10	4406	-	4426

SB CHEVY V8
INTO 2WD S-10 WITH TH-350



Frame Mount plates and hardware. For use with Hedman Long-Tube Headers #69490. For complete kit with rubber pads and adapter plates, use #4690. For a high performance all steel set-up, use with Trans-Dapt #4227.

DESCRIPTION	WITH PADS		WITHOUT PADS
	RUBBER	POLY URETHANE	
S-10 V8 Long Tube Header Frame Mounts	4690	-	4689

SB CHEVY V8
INTO ANY 2WD S-10/BLAZER



SB Chevy 283-350 V8 into S-10/Blazer. Mounts bolt directly to 2.8L V6 mounts for a very simple install. Use Hedman Shorty Heddere #69520. For 82-04 2.2L trucks use only #9906.

DESCRIPTION	WITH PADS		WITHOUT PADS
	RUBBER	POLY URETHANE	
SB Chevy into 2WD S-10	9906	-	9926

SB CHEVY V8
INTO 2WD 4.3L S-10 TH-350



For installing a Chevy SB V8 into Chevy S-10/Blazer 2WD using stock 4.3L V6 mounting pads. For use with Hedman Shorty Heddere part #69520.

DESCRIPTION	WITH PADS		WITHOUT PADS
	RUBBER	POLY URETHANE	
SB Chevy into 2WD S-10 4.3L	4671	-	4691

4.3L CHEVY V6
INTO ANY 2WD 2.2/2.8L S-10



4.3L Chevy V6 into S-10/Blazer. Mounts bolt directly to the stock 2.8L V6 mounts. Use stock T4/T5 or TH-350 Trans. For 2.2 or 4.3L trucks use only #4606.

DESCRIPTION	WITH PADS		WITHOUT PADS
	RUBBER	POLY URETHANE	
4.3L V6 into 2WD S-10 2.2/2.8L	4606	-	4626

TH-400 INTO S-10 TRANSMISSION CROSSMEMBER KITS



Required to mount a TH-400 transmission when using #4689, #9906 & #9926 V8 mount kits.

DESCRIPTION	WITH PADS		WITHOUT PADS
	RUBBER	POLY URETHANE	
1982-93 Chevy S-10 ONLY - Transmission Crossmember	9744	9734	9714
1984-94 Chevy S-10 BLAZER ONLY - Transmission Crossmember	9745	9735	9715
REPLACEMENT TRANSMISSION MOUNT PADS	9442	4237	-

SB CHEVY V8
INTO 2WD 84-04 ASTRO VAN



For installing a Chevy SB V8 into an '84-04 Astro Van/Safari Van 2WD only. Uses stock 2.8L V6 mounting pads. Hedman swap header # 68600, 68606 or 68608 recommended.

DESCRIPTION	WITH PADS		WITHOUT PADS
	RUBBER	POLY URETHANE	
4.3L V6 into 2WD S-10 2.2/2.8L	4676	-	4696

CHEVY SB/BB V8 OR 4.3L V6 INTO 49-54 CHEVY CARS



Chevy V8 into 49-54 Chevy passenger cars. No welding required. Kit includes frame, engine brackets and biscuit style mount pads.

Replacement pads: Trans-Dapt #9314.

DESCRIPTION	WITH PADS	
	RUBBER	POLY URETHANE
Chevy V8 '58-99, 4.3L V6 into '49-54 Chevy	4196	

CHEVY SB/BB V8 OR 4.3L V6 INTO 55-57 CHEVY CARS NOT FOR LT1



Includes motor mount brackets and stock type rubber/steel mount pads for maximum strength. New model provides firewall clearance for HEI system. No welding required.

Replacement pads: Trans-Dapt #9525 or 4238

DESCRIPTION	WITH PADS		
	RUBBER	POLY URETHANE	WITHOUT PADS
Chevy V8 '58-99, 4.3L V6 into '55-57 Chevy	4195	4155	4175
3/4" Forward for HEI CLEARANCE	4177	4178	4176

CHEVY SB/BB V8 OR 4.3L V6 INTO 55-59 CHEVY PICK-UP



Kit includes left and right adapter wings, two frame plates, and rubber/steel mount pads. No welding is required.

Replacement pads: Trans-Dapt #9314

DESCRIPTION	WITH PADS	
	RUBBER	POLY URETHANE
Chevy V8 '58-99, 4.3L V6 into '55-59 P/U	4771	

CHEVY SB & BB V8 INTO 64-72 GM A-BODY CARS



Mounts 58-99 Chevy V8 engine into a 64-72 Buick Special, Skylark, GrandSport; Olds F-85, Cutlass, 442, Pontiac Tempest, LeMans and GTO with automatic or standard transmission. No welding required. Additional GM parts are necessary to complete this installation.

Replacement pads: Trans-Dapt #9525 or 4238

DESCRIPTION	WITH PADS		
	RUBBER	POLY URETHANE	WITHOUT PADS
Chevy V8 into 64-72 A-Body	9556	9566	9596

CHEVY SB V8 INTO CHEVY VEGA/ASTRA

Not Monza Chassis.



Mount a Small-Block Chevy V8 engine into a Chevy Vega or Pontiac Astra. Complete front and rear mount kit includes motor mount brackets, bushings, plates and rear crossmember for use with TH-350 automatic transmission only. Hedman swap header # 68340 or 68346 recommended

Replacement pads: Trans-Dapt #4684

DESCRIPTION	WITH PADS	
	RUBBER	POLY URETHANE
SBC into Chevy Vega	4686	

FORD SB 289-302 INTO 83-97 2WD RANGER, BRONCO II, 91-94 EXPLORER



9736

Bolt in design. Requires Trans-Dapt oil filter relocation kit #1113, and other Ford parts to complete the installation. Use Hedman Hedder #89500. Use oil pan #9754 or #8918/8919.

Replacement pads: Trans-Dapt #9717

DESCRIPTION	WITH PADS	
	RUBBER	WITHOUT PADS
SB Ford V8 into Ranger/Explorer	9736	9716

FORD 429-460 INTO 65-79 FORD 2WD PICKUP



Fits 2WD F-100, F-150, F-250 & F-350. Includes mount brackets and bushings. No welding required. NOT for 1958-68 Mercury, Edsel, Lincoln series motors. Includes polyurethane bushings.

Replacement bushings: Trans-Dapt #9722

DESCRIPTION	WITH PADS	
	RUBBER	POLY URETHANE
429-460 (385 series) into 65-79 Ford 2WD Trucks	9720	

FORD 429-460 INTO FORD 4WD PICKUP



Fits '67-69 Ford 4WD F-250, '78-79 Ford F-150 and Bronco. Mount brackets only. NOT for use with 1958-68 Mercury, Edsel, Lincoln Series motors.

Discontinued Ford parts needed for installation.

DESCRIPTION	WITH PADS	
	RUBBER	WITHOUT PADS
429-460 (385 series) into Ford 4WD Trucks	9433	

FORD 332-352-390-406-427-428 INTO 53-64 FORD PICKUP



4037

This "Bolt-to-frame" crossmember requires no welding. 28-3/4" wide. Must use 4qt. pass. car oil pan. Not for 351s. For 351W, use mount kit #4145, for 351C use #4977.

Replacement pads: Trans-Dapt #4715

DESCRIPTION	WITH PADS	
	RUBBER	WITHOUT PADS
Ford FE block into 53-64 Ford Truck	4017	4037

FORD SB 289-302-351W INTO FORD PICKUP



Includes left- and right-hand adapter wings, motor mount pads, frame brackets and hardware. No welding required. Universal mount kit must be used on trucks with up to 28" frame rails. 2WD or 4WD.

Replacement pads: Trans-Dapt #9314

DESCRIPTION	WITH PADS
	RUBBER
Universal fit SB Ford into Ford Truck	4562

PROUD TRUCK OWNERS HAVE TRUSTED TRANS-DAPT FOR QUALITY PERFORMANCE PRODUCTS SINCE 1959



FORD 429-460 ENGINE CONVERSION MOUNTS



INTERLOCKING DESIGN FOR SECURE, LONG LASTING RELIABILITY



These universal motor mounts are a must when installing a 429-460 engine in to a Ford Bronco, F-100, F-150, F-250 or F-350 truck. They use stock frame perches bolted directly to the engine block. No relocation of transmission or transfer case required. Available in Black Urethane or Solid Steel. All mounts are built with Grade 8 studs to withstand high torque & horsepower loads. Solid steel mounts will improve 0-to-60 times, and prevent clutch linkage binding to transfer more power to the wheels. Sold in pairs.

For '72-82 1/2- 3/4-Ton Trucks use Hedman Heddors #85650.
For Cobra Jet Heads use Hedman Heddors #85651.

DESCRIPTION	DRIVE TYPE	TRANSMISSION TYPE	WITH PADS	
			POLY URETHANE	ALL STEEL
78-79 Bronco 351M/400 to 429/460 engine	4WD Only	Auto/Manual	4226	4225
80-96 Bronco 302/351w to 429/460 engine	2WD/4WD	Auto/Manual	4226	4225
67-79 F100/F-150 302/351W to 429/460 engine	2WD Only	Auto/Manual	4226	4225
77-79 F100/F-150 351M/400 to 429/460 engine	2WD/4WD	Auto/Manual	4226	4225
80-96 F100/F-150 302/351W to 429/460 engine	2WD/4WD	Auto/Manual	4226	4225
67-79 F-250/F-350 302/351W to 429/460 engine	2WD Only	Auto/Manual	4226	4225
77-79 F-250/F-350 351M/400 to 429/460 engine	2WD/4WD	Auto/Manual	4226	4225
80-96 F-250/F-350 302/351W to 429/460 engine	2WD/4WD	Auto/Manual	4226	4225

CHEVY SB/BB V8 OR 4.3L V6 INTO 53-64 FORD PICKUP



Kit includes left- and right-hand adapter wings, motor mount pads, frame brackets and hardware. No welding required.

Replacement bushings: Trans-Dapt #9314

DESCRIPTION	WITH PADS
	RUBBER
SB Chevy V8 & 4.3L V6 into 53-64 Ford Truck	4102

FORD SB 289-302-351W INTO 53-64 FORD PICKUP



Kit includes left- and right-hand adapter wings, motor mount pads, frame brackets and hardware. No welding required.

Replacement bushings: Trans-Dapt #9314

DESCRIPTION	WITH PADS
	RUBBER
SB Ford Windsor into 53-64 Ford Truck	4145

FORD 429-460 INTO 53-64 FORD PICKUP



Includes engine wings, motor mount pads, frame brackets and hardware. No welding required. NOT for use with 1958-68 Mercury, Edsel, Lincoln Series motors.

Replacement bushings: Trans-Dapt #9314

DESCRIPTION	WITH PADS
	RUBBER
429-460 into 53-64 Ford Truck	4685

CHEVY SB/BB V8 OR 4.3L V6 INTO 76-86 JEEP CJ

NOT FOR LT1



For installing a SB Chevy V8 or 4.3L V6 into a 1976-86 Jeep CJ. Bolt-in design.

Replacement pads: Trans-Dapt #9525 or 4238

DESCRIPTION	WITH PADS		
	RUBBER	POLY URETHANE	WITHOUT PADS
SB Chevy V8 into Jeep CJ	4563	4553	4543

CHEVY SB/BB V8 OR 4.3L V6 INTO CJ, J & WRANGLER

NOT FOR LT1



CJ-2, 3A, 3B, 5, 6, CJ-7 or J-Series and Wrangler. Includes brackets and pads. Welding required to install these kits.

Replacement bushings: Trans-Dapt #9314

DESCRIPTION	WITH PADS
	RUBBER
Chevy SB into Jeep CJ Series	4100
Chevy SB into Jeep J Series	9721
Chevy SB into 87-95 Wrangler	4560

CHEVY SB/BB V8 OR 4.3L V6 INTO 87-95 JEEP YJ WRANGLER

NOT FOR LT1



This "Bolt-to-Frame" design crossmember is easy to install, and requires no welding.

Replacement pads: Trans-Dapt #9525 or 4238

DESCRIPTION	WITH PADS		
	RUBBER	POLY URETHANE	WITHOUT PADS
SB Chevy V8 into Jeep Wrangler	4566	4556	4546

FORD SB 289-302-351W INTO JEEP CJ & OTHERS



Fits CJ-2, CJ-3A, CJ-3B, CJ-5, CJ-6, CJ-7 and 10L, as well as, some utility series. Includes mount brackets and pads. Welding required to install this kit.

Replacement bushings: Trans-Dapt #9314

DESCRIPTION	WITH PADS
	RUBBER
SB Ford Windsor into Jeep CJ Engine Swap Kit	4101

HEAVY-DUTY & BODY LIFT 2.5 & 4.0L JEEP WRANGLER OFF-ROAD MOTOR MOUNTS

Replace light-duty OEM motor mounts on your '87-96 YJ or '97-03 TJ with Heavy-Duty Trans-Dapt Mounts. Available in three lift heights to reduce the drivetrain angle on lifted vehicles, as well as, line up the engine cooling fan with radiator. Urethane bushings included.



DESCRIPTION	STOCK-NO LIFT	1" BODY LIFT	2" BODY LIFT
Heavy-Duty Jeep Wrangler 2.5L - (Bushing Cylinder Widths are 2-3/8" and 3-1/4")	4213	4214	4215
Heavy-Duty Jeep Wrangler 4.0L - (Bushing cylinder Widths are both 1-3/4")	4210	4211	4212
REPLACEMENT POLYURETHANE MOTOR MOUNT BUSHINGS for 2.4-4.0L Wrangler mounts	9722	9722	9722

340-360 (LA SERIES) INTO A, B, C & E-BODY MOPARS

The motor mounts in this section are for mounting a Mopar 340-360 engine into an assortment of A, B, C and E-Body Mopars.



Replacement pads: Trans-Dapt #4219

DESCRIPTION	WITH PADS	
	RUBBER	WITHOUT PADS
340-360 into 67-72 A-Body with Slant 6	4695	4675
340-360 into 63-65 B-Body	4700	-
340-360 into 66-72 B-Body; 66-73 C-Body; 70-74 E-Body	4701	-

B/RB INTO 67-72 A-BODY WITH SLANT 6 K-MEMBER



For installing a MOPAR B/RB engine into a 67-72 A-Body that came from the factory with a Slant 6 motor.

Replacement pads: Trans-Dapt #4219

DESCRIPTION	WITH PADS
	RUBBER
B/RB into 67-72 A-Body with Slant 6 K-Member	4697

B/RB INTO 67-72 A-BODY WITH SB V8 K-MEMBER



Motor mount kit for installing a MOPAR B/RB engine into a 67-72 A-Body that came from the factory with a SB V8.

Replacement pads: Trans-Dapt #4219

DESCRIPTION	WITH PADS
	RUBBER
B/RB into 67-72 A-Body with SB V8 K-Member	4698

72-87 BB MOPAR INTO DODGE TRUCKS



For installing a Mopar B/RB into a 72-87 Trucks, 2WD & 4WD.

Replacement pads: Trans-Dapt #4220

DESCRIPTION	WITH PADS	
	RUBBER	WITHOUT PADS
BB Dodge motor into Dodge Trucks	4565	4545

CHEVY SB V8 & 4.3L V6 INTO LAND CRUISER



Fits Toyota Land Cruisers up to 1990. Includes brackets and pads. Welding is required to install this kit.

Replacement pads: Trans-Dapt #9314

DESCRIPTION	WITH PADS	
	RUBBER	
Chevy SB into Land Cruiser		4712

CHEVY SB V8 OR 4.3L V6 INTO TOYOTA (UNIVERSAL)



These Universal mounts are designed for all types of 2WD & 4WD trucks with at least 28" between frame rails.

Replacement pads: Trans-Dapt #9314

DESCRIPTION	WITH PADS	
	RUBBER	
Chevy SB into Toyota Universal Mounts		4560

CHEVY SB INTO 4 CYL. 79-95 TOYOTA 4WD TRUCK



Fits '79-95 Toyota 4WD 4cyl truck. Urethane bushings included. Not for Tacoma trucks. Bolts to factory motor mount perches. No welding.

Replacement mount bushings: Trans-Dapt #9722.

DESCRIPTION	WITH PADS	
	POLY URETHANE	
SB Chevy to 4cyl. Toyota		4567

79-95 TOYOTA 4WD TRUCK TRANSFER CASE SHIMS



Trans-Dapt Toyota Transfer Case Shims are used to adjust drive shaft angle caused by body lift or an engine swap. Sold in pairs, 1/8" thick. Recommended for all Toyota engine swaps.

DESCRIPTION	PART #
Toyota Transfer Case Shims	4569

81-95 TOYOTA 4WD TRUCK POWER STEERING BRACKET



This power steering adapter bracket will allow the factory Toyota power steering pump to be used on SB Chevy or 4.3L V6 engines.

Recommended for all engine swaps using #'s 4567.

DESCRIPTION	PART #
Toyota P/S Bracket 81-95	4571

PERFORMING AN ENGINE SWAP?

If you're planning an engine swap, there is a very good chance you will have to relocate your engine oil filter to install the new power plant, or for clearance to use your preferred power parts. Trans-Dapt and Hamburger's Performance have a full line of billet and cast aluminum oil filtration parts and complete oil filter relocation kits.



UNIVERSAL CROSSMEMBER MOTOR MOUNTS

TRANS-DAPT's Universal crossmember motor mounts are available for a wide variety of cars & pickups with open frame rails, primarily those with straight front axles. Double check clearance on 4WD pickups, trucks and passenger cars with independent suspension.

To install, simply measure the distance between the frame rails, cut the cross tube to fit and bolt or weld the end caps to the cross pipe. Made with Heavy-Duty .114" thick tubing.



^dDriver Side. ^pPassenger Side.

DESCRIPTION	WITH PADS		WITHOUT PADS
	RUBBER	POLY URETHANE	
Chevy 265-350 SB & 396-454 BB Fits frame rails from 24" to 37" wide. 6" Drop Center-to-center between perches is 16-1/8". Use Trans-Dapt Mount Pads #9525 or 4238 (Pair).	4840	4850	4810
Chevy 396-454 BB (Provides 1" of additional pan clearance) Fits frame rails from 24" to 37" wide. Center-to-center between perches is 16-1/8". Use Trans-Dapt Mount Pads #9525 or 4238 (Pair).	4841	4851	4811
Ford 260-289-302-351W & Pre '73 351C Fits frame rails from 24" to 37" wide. Center-to-center between perches is 17-1/4". Use Trans-Dapt Mount Pads #4982 (Pair).	4849	-	4819
Ford 351C '73-Up Fits frame rails from 24" to 37" wide Center-to-center between perches is 16-1/2". Use Trans-Dapt Mount Pads #4981 (Pair).	4997	-	4977
Ford 429-460 (Not for Lincoln/Mercury) Fits frame rails from 28" to 38". Center-to-center between perches is 17-1/2". Use Anchor Ind. #2367 ^p & #2368 ^d Pads (or equivalent)	-	-	9313
Oldsmobile 330-455 Fits frame widths from 24" to 37". Center-to-center between perches is 14-1/2". Use Trans-Dapt Mount Pads #9592 (Pair).	9587	-	9591

UNIVERSAL STREET ROD STYLE "BUSHING-TYPE" MOTOR MOUNTS



Universal fit "Bushing-type" street rod style motor mounts are available for a wide variety of cars and pickups with open frame rails.

To install, bolt mounts to engine, measure distance between the frame rail and the mount, then trim the frame mount to fit. Includes engine mount brackets, frame mount brackets, urethane bushings and hardware. Sold in pairs. "Weld-in" design.

DESCRIPTION	PART #
Buick Nailhead 401-425	4502
Chevy 283-350 SB, 396-454 BB 4.3L V6 '58-99	4500
Chevy/GM LS Series 4.8, 5.3, 6.0L	4501
Chevy LS Series with Tight Tube Heddors	4511
Dodge Hemi 5.7L (New Style)	4504
Ford 429-460 '58-68 (Not for Lincoln/Mercury)	4503
Ford 289-302-351W	4512
Ford 351M, 351C, 400	4513
Oldsmobile 330-455	4514
REPLACEMENT POLYURETHANE BUSHINGS for "Bushing-Style" Motor Mounts	9722

UNIVERSAL "BISCUIT-STYLE" MOTOR MOUNTS



"BOLT-IN" DESIGN:
fits 27" to 33" frame widths.

"WELD-IN" DESIGN:
fits 24" to 30" frame widths.

Universal fit "Biscuit-style" motor mounts are available for a wide variety of cars and pickups with open frame rails. To install, simply bolt mounts to engine, measure the distance between the frame rail and the mount, then adjust as needed. Kits include rubber mounts and hardware. Sold in pairs. For replacement mount pads use Trans-Dapt #9314.

DESCRIPTION	WELD-IN PART #	BOLT-IN PART #
Chevy 283-350 SB, 396-454 BB 4.3L V6 '58-99	4505	4508
Chevy/GM LS1/LS6 4.8, 5.3, 6.0L	4506	4509
Dodge Hemi 5.7L (New Style)	4507	4510
REPLACEMENT RUBBER BUSHINGS for "Biscuit-Style" Motor Mounts	9314	9314

REPLACEMENT MOTOR MOUNT PADS FOR ENGINE SWAP KITS

REPLACEMENT CHEVY MOUNT PADS



These mounts are designed for use with Trans-Dapt's SB Chevy engine swap mount kits. Will also work on most Factory style SB Chevy applications. Polyurethane version of our #9525 Chevy mount pad.

DESCRIPTION	PART #
Replacement Chevy Mounts (Pair)	4238

REPLACEMENT CHEVY MOUNT PADS



These mounts are designed for use with part #'s 4810, 4811, 4175, 4195, 4543, 4544, 4546, 4561, 4563, 4564, 4566, 4572, 4581, 4592, 4840, 4841. Will also work for most SB Chevy applications.

DESCRIPTION	PART #
Replacement Chevy Mounts (Pair)	9525

REPLACEMENT CLAMSHELL-STYLE CHEVY MOUNT PADS



#4209 clamshell style engine mounts are designed for use with part #'s 4201, 4202, 4203, 4235, 4689, 4690. 4235 includes brackets for use with Trans-Dapt #4690

DESCRIPTION	PART #
Replacement Chevy Mounts (Pair)	4209
Replacement Chevy Mounts with Adapter Plate (Pair)	4235

REPLACEMENT 2.8L CHEVY MOUNT PADS



These mounts are designed for use with part #'s 4406, 4426, 4516, 4536, 4606, 4626, 4676, 4696, 9926 & 9906. also fit '82-97 2.8L S-10, S-15 Trucks and SUVs, 2WD and 4.3L V6 84-00 Astro/Safari Vans.

DESCRIPTION	PART #
Replacement 2.8/4.3L V6 Chevy Mounts (Pair)	4217

REPLACEMENT 4.3L V6 CHEVY MOUNT PADS



These mounts are designed for use with part #4671 & 4691. Also fit 84-95 4.3L S-10, S-15 Trucks & SUVs 2WD.

DESCRIPTION	PART #
Replacement 4.3L V6 Chevy Mounts (Pair)	4218

REPLACEMENT OLDSMOBILE MOUNT PADS



These mounts are designed for use with part #'s 9591, 9587 and some V8 factory apps. Fits '57-85 Oldsmobile 330-455 passenger cars.

DESCRIPTION	PART #
Replacement Oldsmobile Mounts (Pair)	9592

REPLACEMENT FORD RANGER MOUNT PADS



These mounts are designed for use with Trans-Dapt part #'s 9716 & 9736. Same as '69-86 F-100 302.

DESCRIPTION	PART #
Replacement Ford Ranger Mounts (Pair)	9717

REPLACEMENT EARLY-MODEL SB FORD MOUNT PADS



These mounts are designed for use with part #'s 4819 & 4849. Can also be used on most 260-351W, pre-1973 351C and '62-84 Ford passenger car applications.

DESCRIPTION	PART #
Replacement SB Ford Mounts (Pair)	4982

REPLACEMENT LATE-MODEL SB FORD MOUNT PADS



These mounts are designed for use with part #'s 4977 & 4997. Can also be used on most 351M, 400 and 1973 & Up 351C applications.

DESCRIPTION	PART #
Replacement SB Ford Mounts (Pair)	4981

REPLACEMENT FORD MOUNT PADS



These mounts are designed for use with Trans-Dapt part #'s 4037 & 4017. Can also be used on '57-64 Ford Pickup applications

DESCRIPTION	PART #
Replacement Ford Mounts (Pair)	4715

REPLACEMENT MOPAR MOUNT PADS



These mounts are designed for use with part #'s 4695 & 4675. Includes 1 tall interlocking mount and 1 short Mopar mount. This is a very versatile mount that will fit a variety of Mopar applications.

DESCRIPTION	PART #
Replacement Mopar Mounts (Pair)	4219

REPLACEMENT BISCUIT STYLE MOUNT PADS



These mounts are designed for use with part #'s 4100, 4101, 4102, 4145, 4196, 4505, 4506, 4507, 4508, 4509, 4510, 4560, 4562, 4685, 4712, 4771 & 9721. They also work with many vintage Hurst engine swap kits.

DESCRIPTION	PART #
Biscuit mount pad for wing style mounts (Pair)	9314

REPLACEMENT MOPAR MOUNT PADS



Includes 2 short Mopar mounts. These mounts will fit a variety of Mopar applications including, '67-72 Dart, Duster, Valiant, Demon & Barracuda.

DESCRIPTION	PART #
Replacement Mopar Mounts (Pair)	4221

REPLACEMENT MOPAR MOUNT PADS



These mounts are designed for use with part #'s 4565 and 4545. Includes 2 tall Mopar interlocking mounts. This versatile mount will fit a variety of Mopar applications.

DESCRIPTION	PART #
Replacement Mopar Mounts (Pair)	4220

REPLACEMENT POLYURETHANE BUSHINGS

Some kits utilize replaceable, high performance polyurethane bushings. Use the chart below to determine the correct replacement bushings for your Trans-Dapt engine mount kit. Packaged in sets of 4 bushings.



DESCRIPTION	PART #
Replacement Polyurethane mount bushings for Trans-Dapt kit #'s 4204 and 4205 (set of 4)	4719
Replacement Polyurethane mount bushings for Trans-Dapt kit #'s: 4210-4215, 4500-4504, 4511-4514, 4567 and 9720 (set of 4)	9722

ALL-STEEL, SOLID CHEVY MOTOR MOUNT APPLICATION REFERENCE GUIDE.

Solid Mounts can be found on the next page.

YEAR	ENGINE	MOUNT PART #
FULL SIZE		
1958-67	283, 327, 350, 400	4126
1958-65	348, 409	4231
1965-67	396, 454	4231
1968-72	396, 454	4230
1976-90	305, 350	4232
CAMARO		
1967-68	302, 350, 396	4231
	327	4126
1969	302, 350	4230
	307	4126
1970-72	350	4126
	396, 402	4231
1974-81	307, 350	4232
1982-92	305, 350	4230
CHEVELLE		
1964-67	283, 327	4126
	396, 427	4231
1968-69	307, 327, 350	4230
	396	4231
1970-72	307, 350, 402, 454	4230
1973-78	307, 350, 402, 454	4232
CHEVY II		
1964-67	283, 327	4126
NOVA		
1968-69	327	4126
	350	4230
	396	4231
1970-72	350 (Exec. Spec High Perf)	4126
	350 (Spec High Perf)	4230
	396, 454	4231
1973-79	307, 350	4232
CORVETTE		
1963-82	327, 305, 350, 396, 427, 454	4231
MONTE CARLO		
1970-75	350, 427, 454	4230
1973-87	307, 350	4232

SOLID STEEL MOTOR MOUNTS

The solid steel motor mounts on this page do not use rubber pads. They eliminate the torque flex of the engine in the chassis that rubber pads allow, and transfer all that lost power to the drivetrain. The use of solid motor mounts will dramatically increase engine vibration felt in the passenger compartment. Therefore, it is recommended that these mounts be used on race cars only.

SOLID CHEVY ENGINE MOUNTS

Bolt holes are 1-11/16" high, 2-1/2" apart.



Replaces GM part #3990914. Bolt holes are 1-11/16" high, and tabs are 2-1/2" apart.

DESCRIPTION	PART #
Solid Chevy Mounts	4126

SOLID CHEVY ENGINE MOUNTS

Bolt holes are 2-9/32" high, 2-3/8" apart.



Replaces GM part #332648. Bolt holes are 2-9/32" high, and tabs are 2-3/8" apart.

DESCRIPTION	PART #
Solid Chevy Mounts	4232

SOLID CHEVY ENGINE MOUNTS

Bolt holes are 2-1/8" high, 2-3/8" apart.



Replaces GM part #3962748. Bolt holes are 2-1/8" high, and tabs are 2-3/8" apart.

DESCRIPTION	PART #
Solid Chevy Mounts	4230

SOLID CHEVY ENGINE MOUNTS

Bolt holes are 1-3/4" high, 2-5/8" apart.



Bolt holes are 1-3/4" high, and tabs are 2-5/8" apart. Same as Trans-Dapt rubber mount #9525.

DESCRIPTION	PART #
Solid Chevy Mounts	4231

SOLID FRAME MOUNTS



Fits '74-81 Camaro/Firebird, '73-88 Chevelle, Malibu, Monte Carlo, El Camino, '73-79 Nova, '76-90 Impala and Caprice SB. Use with solid motor mount #4232. Sold in pairs.

DESCRIPTION	PART #
Solid Frame Mounts	4233

SOLID FRAME MOUNTS



Trans-Dapt Solid Steel Frame Mounts fit '82-92 Camaro/Firebird SB, BB and 90° Chevy V6. Use with solid motor mount #4230. Sold in pairs.

DESCRIPTION	PART #
Solid Frame Mounts	9632

CHEVY MOUNT SHIMS



3/16" Motor Mount Shims adjust engine height for oil pan and hedder clearance over crossmember. For SB Chevy kit or factory V8 application. Sold in pairs.

DESCRIPTION	PART #
SB Chevy Mount Shims	4125

SOLID FRAME & MOTOR MOUNT KITS

Trans-Dapt Solid Steel Frame/Motor Mount Kits include both motor mounts and frame mounts, and fit '82-92 Camaro/Firebird SB, BB & 90° Chevy V6. Sold as Pairs



DESCRIPTION	PART #
Solid Chevy Frame/Motor Mount Kit	4227

SOLID FRAME & MOTOR MOUNT KITS

Solid Steel Frame/Motor Mount Kits include both motor mounts and frame mounts. They fit '74-81 Camaro/Firebird, '73-88 Chevelle, Malibu, Monte Carlo, El Camino, '73-79 Nova, '76-90 Impala, Caprice SB. Sold as Pairs



DESCRIPTION	PART #
Solid Chevy Frame/Motor Mount Kit	4228




**THE ORIGINAL "ENGINE TILTER"
ENGINE LEVELING DEVICE**

If you are planning on replacing the powerplant under your hood, or plan on replacing motor mounts, the Trans-Dapt "ENGINE TILTER" will save you valuable time & money! It makes engine removal and installation a breeze. The ENGINE TILTER works with your standard engine hoist to provide additional axis of engine maneuverability. The angle of the engine can be precisely altered with a simple turn of the handle.

The precise control means mounting of your engine OR engine and transmission can be done in less time, with less effort... and with less helpers.

The "Engine Tilter" weighs only 14 lbs, but is shop rated with a 1,200 pounds capacity. Each Engine Tilter comes fully assembled and includes an upper lap link and four 20" chains.

NOTE: Four Grade 8 bolts & large washers (not included) must be used to attach chains to the engine. In addition, make sure the device holding the tilter has a sufficient shop rating.



DESCRIPTION	PART #
The "ENGINE TILTER" Engine leveling device	9099

LS ENGINE LIFT PLATE

This heavy-duty lift plate bolts onto the engine block using the valley cover bolt locations. Kit includes the high strength welded steel plate, hardened steel retaining bolt and mounting bolts that thread into the bolt hole locations typically used by the valley cover bolts.



6 High Tensile Strength Mounting Bolts Included

DESCRIPTION	PART #
LS Engine Lift Plate	4151

VW/PORSCHE ENGINE STAND HEAD ASSEMBLY

This VW engine stand head assembly fits engine stands with 2-5/8" tubes. For all air cooled VW 4cyl. engines. One side attachment allows engine case to be disassembled.



DESCRIPTION	PART #
Head Assembly (2-5/8" Tube) VW Air Cooled Engines	4150

ENGINE STAND BOLTS

These bolts can be used to bolt virtually any engine to any engine stand.

4897



DESCRIPTION	QUANTITY	PART #
3/8-16 X 4" Chevy & Chrysler	4 ea.	4895
7/16-14 X 4" Ford	4 ea.	4896
3/8-16 x 4 and 7/16-14 X 4"	4 ea.	4897

CHROME & POWDER-COATED AIR CLEANER SETS & TOPS

Trans-Dapt's line of air cleaner sets, bases and tops is one of the most complete in the industry. Now, we've expanded the line to include more Black powder-coated models to offer more design options for your project. All air cleaner sets in this section include a replaceable filter element, stud and wing nut.

"MUSCLE CAR" STYLE AIR CLEANER SETS



DIAMETER	TOTAL HEIGHT	FILTER HEIGHT	NECK	BASE	CHROME	POWDER-COATED BLACK	REPLACEMENT FILTER
14"	4-3/4"	5"	5-1/8"	Recess	2286*	8663*	2287
14"	2-3/4"	3"	5-1/8"	Recess	2195*	8640*	2110
14"	2.75"	3"	5-1/8"	Offset	2296*	8662*	2110
14"	3-7/8"	3"	7-1/4"	Dominator	2300*	8656*	2110
14"	3-3/8"	2-1/8"	5-1/8"	Flat	2315*	8657*	2111
10"	3-1/2"	2-1/8"	5-1/8"	Raised	2282*	8641*	2113
6-3/8"	2-7/8"	2-1/2"	5-1/8"	Raised	2292*	8658*	2116

"DEEP DISH" STYLE AIR CLEANER SETS



DIAMETER	TOTAL HEIGHT*	FILTER HEIGHT	NECK	BASE	CHROME	POWDER-COATED BLACK	REPLACEMENT FILTER
4"	3-1/4"	2"	2-5/8"	Raised	2170*	8666*	2118

"PERFORMANCE" STYLE AIR CLEANER SETS



DIAMETER	TOTAL HEIGHT	FILTER HEIGHT	NECK	BASE	CHROME	POWDER-COATED BLACK	REPLACEMENT FILTER
14"	3-7/8"	3"	5-1/8"	Flat	2146*	8659*	2110
14"	1-5/8"	2-1/8"	5-1/8"	Recess	2147*	8660*	2111
14"	3"	2-1/8"	5-1/8"	Flat	2148*	8661*	2111

"RACE CAR" STYLE AIR CLEANER SETS



DIAMETER	TOTAL HEIGHT	FILTER HEIGHT	NECK	BASE	CHROME	POWDER-COATED BLACK	REPLACEMENT FILTER
14"	4-3/4"	5"	5-1/8"	Recess	2285*	8665*	2287
14"	2-3/4"	3"	5-1/8"	Recess	2284*	8664*	2110

MUSTANG AIR CLEANER SET



DIAMETER	TOTAL HEIGHT*	FILTER HEIGHT	NECK	BASE	CHROME	POWDER-COATED BLACK	REPLACEMENT FILTER
14"	3-1/4"	2"	5-1/8"	Flat	2299*	-	2111

AIR CLEANER BASE QUICK REFERENCE GUIDE

Horsepower and torque are all about moving air into an engine. Air cleaner assemblies can increase or decrease airflow, fuel mixture AND horsepower by adjusting the height of the air flow through your carburetor. Pay attention to hood clearance to determine the appropriate height of your air cleaner assembly. Select the right combination for your application by selecting the type of base below, filter and lid to polish off your engine bay.



* Not legal for sale or use on pollution controlled motor vehicles.

LOUVERED STYLE



4-5/8" diameter. Chrome plated. Fits both 2-1/16" & 2-5/8" dia. carburetor necks. Great for 3 Deuces. 3-1/8" Total Height.*

DESCRIPTION	CHROME	POWDER-COATED	REPLACEMENT FILTER
		BLACK	
Louvered Air Cleaner	2339*	8667*	2118

3 DEUCE STYLE



4-5/8" diameter. Chrome plated. Fits both 2-1/16" & 2-5/8" dia. carburetor necks. Great for 3 Deuces. 3-1/2" Total Height.*

DESCRIPTION	CHROME	POWDER-COATED	REPLACEMENT FILTER
		BLACK	
3 Deuce Air Cleaner	2399*	8668*	2118

HIGH-FLOW STYLE



Chromed steel construction. 1250 CFM free flow open screen design. Washable element. Knockout for PCV.

8" X 12" X 2-1/2" tall. Fits 5-1/8" necks.

DESCRIPTION	CHROME	POWDER-COATED	REPLACEMENT FILTER
		BLACK	
High-Flow Air Cleaner	2196*	-	-

TRI-FLOW AIR CLEANER



14" triangular chromed steel top, recessed base and 3" paper element. Fits 5-1/8" carburetor necks. 2-3/4" total height.*

DESCRIPTION	CHROME	POWDER-COATED	REPLACEMENT FILTER
		BLACK	
Tri-Flow Air Cleaner	2294*	8669*	2393

CORVETTE STYLE LOUVERED AIR CLEANER



14" 55-57 Corvette style louvered chrome air cleaner, recessed base and 3" paper element. Fits 5-1/8" carburetor necks. 3-1/2" total height.*

DESCRIPTION	CHROME	POWDER-COATED	REPLACEMENT FILTER
		BLACK	
Louvered Air Cleaner	2293*	8670*	2110

STAINLESS STEEL AIR CLEANER



14" air cleaner has a polished stainless steel top and a 3" paper element. The chrome recessed bottom fits 5-1/8" dia. carburetor necks. 2-3/4" total height.*

DESCRIPTION	STAINLESS STEEL	POWDER-COATED	REPLACEMENT FILTER
		BLACK	
Stainless Air Cleaner	2463*	-	2110

OFFSET AIR CLEANER BASE



14" diameter chrome FLAT air cleaner base has the 5-1/8" neck hole offset 1-1/2" to fit GM applications with the large HEI distributors or T.B.I. injection.

DESCRIPTION	CHROME	POWDER-COATED	REPLACEMENT FILTER
		BLACK	
Flat Offset A/C Base	2430	-	-

DOMINATOR AIR CLEANER BASE



Chrome-plated air cleaner base for use with Holley Dominator carburetors. May be used with any 14" round air cleaner.

DESCRIPTION	CHROME	POWDER-COATED	REPLACEMENT FILTER
		BLACK	
Dominator A/C Base	2429	-	-

HIGH-FLOW AIR CLEANER TOP



Increase your air intake flow up to 500 cfm with our 14" diameter chrome FLAT air cleaner top. Perfect for cowl induction hoods. For use with all 14" Filters.

DESCRIPTION	CHROME	POWDER-COATED	REPLACEMENT FILTER
		BLACK	
High-Flow Top	2231*	-	-

CHROME-PLATED O.E.M. REPRODUCTION AIR CLEANER TOPS



2366



2377



2384



Sealing ring included.

Description	Diameter	Part #
'88-92 Chevy/GMC Full-Size Pickups SB V8 & 83-88 Hurst Olds, 442, Cutlass, Monte Carlo SS with V8	15-3/8"	2366
'93-95 Chevy/GMC Full-Size Pickups SB V8 (Dual Wing Nut)	15-3/8"	2377
'94-04 Chevy S-10, GMC S-15 Pickups 4.3L V6 (Dual Wing Nut)	12-3/4"	2384

* Not legal for sale or use on pollution controlled motor vehicles.

* Total Height refers to the minimum clearance required above carburetor flange.

Aluminum air cleaner sets on this page include an air filter element & stud.

ROUND ALUMINUM AIR CLEANER SETS



These polished aluminum air cleaner sets are 14" in diameter, and are available in 3 different top designs. Each air cleaner set includes a high-flow paper filter element a recessed, chromed steel bottom and bolt.

DIAMETER	DESIGN	TOTAL* HEIGHT	FILTER HEIGHT	NECK	BASE	PART #	REPLACEMENT FILTER
14"	PINSTRIPED	2-3/4"	3"	5-1/8"	Recessed	6700*	2110
14"	PLAIN	2-3/4"	3"	5-1/8"	Recessed	6701*	2110
14"	FLAMED	2-3/4"	3"	5-1/8"	Recessed	6702*	2110

FINNED ALUMINUM AIR CLEANER SETS



High-polished aluminum air cleaners include high-flow paper air filter element and hold down bolt.

DIAMETER	DESIGN	TOTAL* HEIGHT	FILTER HEIGHT	NECK	BASE	PART #	REPLACEMENT FILTER
OVAL AIR CLEANERS							
8-3/8" X 12"	1/2 FINNED	2-3/4"	2"	5-1/8"	RAISED	6026*	2391
8-3/8" X 12"	FULL FINNED	2-3/4"	2"	5-1/8"	RAISED	6047*	2391
8-3/8" X 15"	FULL FINNED	2-3/4"	2"	5-1/8"	RAISED	6048*	2392
ROUND AIR CLEANERS							
14"	1/2 FINNED	2-3/4"	3"	5-1/8"	Recessed	6706*	2110

OVAL ALUMINUM AIR CLEANER SETS




High-polished aluminum air cleaners include high-flow paper air filter element and hold down bolt.

SIZE	DESIGN	TOTAL* HEIGHT	FILTER HEIGHT	NECK	BASE	PART #	REPLACEMENT FILTER
8-3/8" X 12"	PINSTRIPED	3-1/8"	2"	5-1/8"	RAISED	6020*	2391*
8-3/8" X 15"	PINSTRIPED	3-1/8"	2"	5-1/8"	RAISED	6021*	2392*
8-3/8" X 12"	PLAIN	3-1/8"	2"	5-1/8"	RAISED	6022*	2391*
8-3/8" X 15"	PLAIN	3-1/8"	2"	5-1/8"	RAISED	6023*	2392*
8-3/8" X 12"	FLAMED	3-1/8"	2"	5-1/8"	RAISED	6024*	2391*

* Not legal for sale or use on pollution controlled motor vehicles.

ALUMINUM AIR CLEANER TOP & REPLACEMENT BOLT



14" diameter high-polish and ball-milled aluminum air cleaner top. The perfect upgrade to replace your beat up or chrome-plated top.

Description	Part #
14" Aluminum Air Cleaner Top	2490
5" Replacement bolt with tapered head for aluminum air cleaners	2460

* Total Height refers to the minimum clearance required above carburetor flange.

PCV TUBE FITTING



For hooking up the PCV system to your engine's air cleaner. Part #2192 accommodates different size tubes. Includes hardware.

DESCRIPTION	PART #
PCV Tube Fitting—PLASTIC	2192
PCV Tube Fitting—ALUMINUM	2162

AIR CLEANER HOLD DOWN FASTENERS



Top off your chrome air cleaner with one of Trans-Dapt's custom air cleaner nut.

DESCRIPTION	THREAD SIZE	PART #
Round Knurled—CHROME	1/4"-20	2160
Spinner a.k.a."Knock-off"—CHROME	1/4"-20	2161
Small Tri-Bar—CHROME	1/4"-20	2179
Wingnut with Flange—Steel/Zinc	1/4"-20	2182
Small Tri-Wing—CHROME	1/4"-20	2185
Large Tri-Wing—CHROME	1/4"-20	2186

HIGH-FLOW PAPER AIR FILTER ELEMENTS



SHAPE	LENGTH	WIDTH	HEIGHT	FOR USE WITH THESE AIR CLEANERS	PART #
ROUND	14"		5"	2285-2286-8663-8665	2287
ROUND	14"		3"	2146-2195-2284-2293-6700-6701-6702-8659-8664-8670	2110
ROUND	14"		2-1/8"	2147-2148-2299-2315-8657-8660-8661	2111
ROUND	10"		2-1/8"	2282-2289	2113
ROUND	6-3/8"		2-1/2"	2166-2292-8658	2116
ROUND	4"		2"	2169-2170-2171-2339-8666-8667-8668	2118
OVAL	20-3/4"	9-3/4"	1-3/4"	—	2324
OVAL	11-3/8"	7-7/8"	2"	6020-6022-6024-6047-6048	2391
OVAL	14-5/8"	7-7/8"	2"	6021-6023-6025	2392
TRIANGLE	14"	14"	3"	2294-8669	2393

* Not legal for sale or use on pollution controlled motor vehicles.

AIR CLEANER ADAPTERS



The smooth, aerodynamic design improves airflow. Adapts large neck 4 bbl. air cleaners to 2 bbl. carbs. Heat-resistant plastic.

DESCRIPTION	PART #
5-1/8" neck to 2-5/8" neck	2176*
5-1/8" neck to 3-1/16" neck	2177*

AIR CLEANER STUDS & NUTS



These air cleaner studs & wing nuts can be used on any chrome air cleaner.

LENGTH	THREAD SIZE	PART #
3"	1/4"-20	2174
4"	1/4"-20	2178
5"	1/4"-20	2172
6"	1/4"-20	2175
9"	1/4"-20	2167
OFFSET STUDS		
6"	1/4"-20	2158
8"	1/4"-20	2159

PROTECTIVE SHROUDS



Lets air in, but keeps dirt and large debris out of your filter. Fits 14" air cleaners.

DESCRIPTION	CHROME	BLACK POWDER COAT
3" Tall Air Cleaner Shroud	2337*	8671*

AIR CLEANER RISERS

Air cleaner risers increase air velocity into your carburetor to help add power. Eliminates air leakage around the carb that causes dirty air and loss of power. Heat-resistant plastic.



HEIGHT	NECK SIZE	PART #
1/2"	5-1/8"	2378*
1"	5-1/8"	2379*
1 1/2"	5-1/8"	2326*
2"	5-1/8"	2380*

AIR CLEANER RISERS BILLET ALUMINUM



Trans-Dapt's new billet aluminum air cleaner risers increase air velocity into your carburetor to help add power. Manufactured from high-grade aluminum and fitted with a captured O-ring seal for an absolute air-tight seal. Works with most air cleaner styles, except recessed base models.

HEIGHT	NECK SIZE	PART #
1/2"	5-1/8"	2010*
1"	5-1/8"	2011*

LS ENGINE VALLEY COVER BILLET ALUMINUM

- ▶ **.48" THICK PLATE PROVIDES SUBSTANTIAL BLOCK RIGIDITY**
- ▶ **CHAMFERED EDGES TO ENSURE ADEQUATE RUNNER CLEARANCE**
- ▶ **UTILIZES FACTORY O-RING SEAL**
- ▶ **CNC-MACHINED 6061-T6 ALUMINUM**
- ▶ **INCLUDES STAINLESS BUTTON HEAD SCREWS**

Designed to fit snugly beneath the intake manifold, the high-quality cover fits all Gen III (Non-DoD) engines, and Hamburger's Billet LS Engine Valley Covers are milled from a solid block of 6061-T6 aircraft aluminum to achieve the tight tolerances and strength only attainable through CNC machining.



DESCRIPTION	PART #
Billet Aluminum LS Valley Cover- GEN III Non-DoD engines	1103

VALVE COVER ADAPTERS

Trans-Dapt has engineered these high-quality laser cut steel valve cover adapters so those of you running a late-model LS motor can equip your engine compartment with early-model valve covers! Comes with gaskets and hardware.



6138

Sold In Pairs
(1/2 pair shown)



DESCRIPTION	PART #
SB Chevy Valve Cover Adapters	6138
SB Ford Valve Cover Adapters	6139
LS Valve Cover Adapter Replacement Gaskets	6140

VALVE COVER RISERS (SPACERS) ALUMINUM

Valve Cover Risers bolt up between the head and your valve covers to instantly add 1" or more of clearance for any high-performance aftermarket rocker arms. Solid Aluminum construction.



APPLICATION	FINISH	HEIGHT	PART #
Chevy SB 283-400 '58-86	POLISHED	1" Tall	6079
Chevy BB 396-454 '65-95	POLISHED	1" Tall	6078
Ford SB 289-351W 5.0L- '62-85	POLISHED	1-3/8" Tall	6080
Pontiac 326-455 '59-79	POLISHED	1" Tall	6081



WHERE TO FIND OUR MOST POPULAR LS ENGINE & ENGINE SWAP PRODUCTS

The Hedman Performance Group isn't new to the LS engine market. In fact, Trans-Dapt Performance recognized early that the SB Chevy engine, which had been the mainstay of the performance aftermarket for decades would be supplanted by the new LS engine and introduced their first LS engine swap motor mounts to the performance aftermarket back in 2002. In addition to the recently released LS Engine Swap-In-A-Box Kits, The Hedman Performance Group manufactures and offers a wide range of LS engine and engine swap products for use on your Classic Muscle car (or truck) / LS swap project.

REFERENCE NUMBERS	PART DESCRIPTION	PART NUMBER	PAGE NUMBER
1	Torque-Curve MPFI Throttle Body Spacer - Billet Aluminum	3267	49
2 & 3	LS1 Valve Cover Adapter - Billet Aluminum; Installed with #9979 SB Chevy valve covers	6138	103
4	Lifter Valley Cover for LS1/LS3 Engines (Non-DoD)-Billet Aluminum	1103	103
5	Two-Piece Timing Chain Cover for LS Engines (cam sensor at front of engine)	1105	128
6	1st Gen Camaro LS Swap Headers - HTC Coated	68716	30
7	Motor Mounts with Polyurethane Pads for LS1 into Factory SB Chevy Chassis	4202	88
8	Hamburger's Fabricated Aluminum Oil Pan	1179	120

- ▶ **Engine swap headers**
- ▶ **Valve Covers & Adapters**
- ▶ **Motor Mounts**
- ▶ **Transmission Crossmembers**
- ▶ **Oil Pans**
- ▶ **2 Piece Timing Covers**
- ▶ **Valley Covers**
- ▶ **Throttle Body Spacers**

ENGINE VALVE COVERS

- ▶ VALVE COVERS FOR MUSCLE CARS, RACE CARS, TRUCKS AND SHOW VEHICLES
- ▶ MANY STYLES AVAILABLE IN MULTIPLE FINISHES
- ▶ CHOOSE BETWEEN FABRICATED ALUMINUM, CAST ALUMINUM, CHROME, OR 1 OF 3 DURABLE, POWDER-COATED FINISHES
- ▶ ALUMINUM MODELS AVAILABLE WITH PLAIN, BALL-MILLED OR WITH RETRO-STYLE FIN TOP DESIGNS



When someone looks at your engine compartment, your engine's valve covers jump out as one of the first items they see. Make a good first impression by installing a set of Trans-Dapt or Hamburger's Performance valve covers. Over the past 4 decades our line of valve covers has grown to become one of the premier collections of engine valve covers in the industry. From classic chrome steel models to fabricated aluminum models with removable filler tubes for circle track racing, the next seven pages contain a huge variety of application, material and finish options to suit virtually any classic american muscle, hot rod or race car project.

ALUMINUM VALVE COVER STYLES & FINISHES

A FABRICATED ALUMINUM BRUSHED FINISH	B FABRICATED ALUMINUM POLISHED FINISH	C FABRICATED ALUMINUM POLISHED & CHROME FINISH	D FABRICATED ALUMINUM CIRCLE TRACK (Removable Tubes)
E FABRICATED ALUMINUM with FINNED TOP	F CAST ALUMINUM RETRO-STYLE FINNED TOP	G CAST ALUMINUM BALL-MILLED TOP	H CAST ALUMINUM BEVELED EDGE DESIGN

STAMPED STEEL VALVE COVER STYLES & FINISHES

I CLASSIC CHROME STEEL	J SATIN BLACK POWDER-COATED	K CHEVY ORANGE POWDER-COATED	L FORD BLUE POWDER-COATED
M ENGINE C.I.D. EMBOSSED TOP	N CIRCLE TRACK with WELDED TUBES	O ENGINE SIDEPLATES	

VALVE COVER TYPE	STYLE REFERENCE PHOTO	VALVE COVER DETAILS/NOTES	HOLES PER COVER	BAFFLED	HEIGHT (TALL/SHORT)	HEIGHT	STAMPED STEEL				FABRICATED ALUMINUM				REFERENCE PHOTO
							MATERIAL/FINISH REFERENCE PHOTO	CHROME	SATIN BLACK POWDER-COATED	CHEVY ORANGE POWDER-COATED	FORD BLUE POWDER-COATED	CAST ALUMINUM	BRUSHED FABRICATED ALUMINUM	POLISHED FABRICATED ALUMINUM	
							I	J	K	L		A	B	C	
AMC 199-232-258 L6 '64-90															
Standard	I,J	Plain, Classic style	3	No	Short		9339	8619	-	-	-	-	-	-	9339
AMC 304-401 V8 '76-97															
Standard	E	Finned	None	No		3-1/4"	-	-	-	-	-	-	1130	-	-
Standard	I,J	Plain	None	No	Short		9174	8620	-	-	-	-	-	-	9174
BUICK V6 231 '77-87 (No A/C)															
Standard	I,J	Plain,	1/1	No	Short		4964	8609	-	-	-	-	-	-	4964
BUICK V8 350 '68-81															
Standard	I	Plain,	1/1	No	Short		6379	-	-	-	-	-	-	-	-
CADILLAC V8 360, 425, 472-500															
Standard	I,J	Plain,	1/1	No	Short		9521	8610	-	-	-	-	-	-	-
CHEVY L6 194-250 (Not 292)															
Sideplate	I,J	Plain	-	-	-		9342	8698	-	-	-	-	-	-	-
CHEVY L6 194-292															
Standard	I,J	Plain; Not for heads with integral intake manifold. Use GM grommet #9776721	2	Yes	Short		9233	8697	-	-	-	-	-	-	-
CHEVY L6 235 '50-62															
Sideplate	O	Plain; 235 engine Only	-	-	-		6893	8706	-	-	-	-	-	-	6893
Standard	I,J	Plain	1	No	Short		6892	8699	-	-	-	-	-	-	6892
CHEVY V6 2.8L '80-89 (Trucks Only)															
Standard	I,J	Plain; No carb linkage brackets	1/1	No	Short		9390	8694	-	-	-	-	-	-	-
CHEVY V6 3.8L 90° '80-84															
Standard	I,J	Plain	1/1	No	Short		9039	8695	-	-	-	-	-	-	9039
CHEVY V6 4.3L '85-95 [Not For Vortec] (Trucks Only)															
Valve Cover Caps	I,J	Plain; Fit over stock valve covers	1/1	No	Short		9458	8696	-	-	-	-	-	-	-
CHEVY V8 283-400 '58-86															
ALUMINUM VALVE COVERS															
Circle Track		Plain; Non-Removable Tubes	2/0	Yes	Tall	3-11/16"	-	-	-	-	1073	-	-	-	1073
Circle Track	D	Plain - Removable Tubes	2/0	Yes	Tall	3-1/2"	-	-	-	-	-	1065	1074	1133	1065
Standard	A,B,C	Plain	1/1	Yes	Tall	3-1/4"	-	-	-	-	-	1092	1084	1025	1084
Standard	A,B,C	Plain	None	No	Tall	3-3/4"	-	-	-	-	-	1085	1097	1110	1085
Standard	E	Finned	1/1	Yes	Tall	3-3/4"	-	-	-	-	-	-	1111	-	-
Beveled Top	G,H	FLAME Ball-Milled; Polished	1/1	Yes	Tall		-	-	-	-	6093	-	-	-	6093
Beveled Top	G,H	PINSTRIPES Ball-Milled; Polished	1/1	Yes	Tall		-	-	-	-	6091	-	-	-	6091
Beveled Top	H	Plain	1/1	Yes	Tall		-	-	-	-	6092	-	-	-	6092
Traditional	G	FLAME Ball-Milled; Polished	1/1	Yes	Tall		-	-	-	-	6074	-	-	-	6074
Traditional	G	FLAME Ball-Milled; Polished	1/1	Yes	Short		-	-	-	-	6075	-	-	-	6075
Traditional	G	PINSTRIPES Ball-Milled; Polished	1/1	Yes	Tall		-	-	-	-	6720	-	-	-	6720
Traditional	G	PINSTRIPES Ball-Milled; Polished	1/1	Yes	Short		-	-	-	-	6721	-	-	-	6720
Traditional	G	Plain; Polished	1/1	Yes	Tall		-	-	-	-	6722	-	-	-	-
Traditional	G	Plain; Polished	1/1	Yes	Short		-	-	-	-	6723	-	-	-	-
Traditional	G	Plain; Polished	None	No	Tall		-	-	-	-	6032	-	-	-	-
Traditional	G	Plain; Polished	None	No	Short		-	-	-	-	6031	-	-	-	-
Retro Finned	F	Finned; Polished	1/1	Yes	Tall		-	-	-	-	6602	-	-	-	6603
Retro Finned	F	Finned; Polished	1/1	Yes	Short		-	-	-	-	6603	-	-	-	6603

ENGINE VALVE COVERS

VALVE COVER TYPE	STYLE REFERENCE PHOTO	VALVE COVER DETAILS/NOTES	HOLES PER COVER	BAFFLED	HEIGHT (TALL/SHORT)	HEIGHT	STAMPED STEEL				FABRICATED ALUMINUM			REFERENCE PHOTO	
							CHROME	SATIN BLACK POWDER-COATED	CHEVY ORANGE POWDER-COATED	FORD BLUE POWDER-COATED	CAST ALUMINUM	BRUSHED FABRICATED ALUMINUM	POLISHED FABRICATED ALUMINUM		POLISHED & CHROME FABRICATED ALUMINUM
MATERIAL/FINISH REFERENCE PHOTO							I	J	K	L	A	B	C		
CHEVY V8 283-400 '58-86 (Continued)															
STEEL VALVE COVERS															
CID Logo	M	327 Embossed	1/1	Yes	Tall	3-3/4"	9853	8679	9947	-	-	-	-	-	
CID Logo	M	327 Embossed	1/1	Yes	Short	2-3/4"	9854	8680	9956	-	-	-	-	-	
CID Logo	M	350 Embossed	1/1	Yes	Tall	3-3/4"	9841	8677	9849	-	-	-	-	-	
CID Logo	M	350 Embossed	1/1	Yes	Short	2-3/4"	9842	8678	9852	-	-	-	-	9842	
CID Logo	M	383 Embossed	1/1	Yes	Tall	3-3/4"	9858	9861	9859	-	-	-	-	-	
CID Logo	M	383 Embossed	1/1	Yes	Short	2-3/4"	9857	9862	9860	-	-	-	-	-	
Circle Track	N	Plain	2/0	Yes	Tall	3-5/8"	-	5531	-	-	-	-	-	5531	
Circle Track	N	Plain	2/0	Yes	Tall	3-5/8"	RAW Steel #5532				-	-	-	-	5531
Circle Track	N	Plain	2/0	Yes	Tall	3-5/8"	Yellow Zinc #5533				-	-	-	-	5533
Reproduction	I,J,K	Plain	2/1	Yes	Short	2-3/4"	9518	8625	9916	-	-	-	-	9518	
Standard	I,J,K	Plain	1/1	No	Tall	3-3/4"	4962	8684	9963	-	-	-	-	-	
Standard	I,J,K	Plain	1/1	No	Short	2-3/4"	4963	8685	9970	-	-	-	-	-	
Standard	I,J,K	Plain	1/1	Yes	Tall	3-3/4"	9215	8686	9971	-	-	-	-	9215	
Standard	I,J,K	Plain	1/1	Yes	Short	2-3/4"	9216	8688	9979	-	-	-	-	9216	
CHEVY V8 305-350 / 5.0-5.7L '87-99 (Not LTI)															
ALUMINUM VALVE COVERS															
Standard	E	Finned	1/1	Yes		3-3/4"	-	-	-	-	-	1114	-	-	
Standard	A,B,C	Plain	None	No		3-3/4"	-	-	-	-	1081	1064	1112	1081	
Circle Track	D	Plain- Non-Removable Tubes	2/0	Yes		3-11/16"	-	-	-	-	-	1069	-	1069	
Retro Fined	F	Finned	1/1	Yes	Short		-	-	-	-	6607	-	-	-	
Retro Fined	F	Finned	1/1	Yes	Tall		-	-	-	-	6606	-	-	-	
Traditional	G	FLAME Ball-Milled; Polished	1/1	Yes	Short		-	-	-	-	6735	-	-	-	
Traditional	G	FLAME Ball-Milled; Polished	1/1	Yes	Tall		-	-	-	-	6987	-	-	-	
Traditional	G	PINSTRIPES Ball-Milled; Polished	1/1	Yes	Short		-	-	-	-	6991	-	-	6985	
Traditional	G	PINSTRIPES Ball-Milled; Polished	1/1	Yes	Tall		-	-	-	-	6985	-	-	6985	
Traditional	G	PINSTRIPES Ball-Milled; Polished	2/1	Yes	Short		-	-	-	-	6724	-	-	6985	
Traditional	G	PINSTRIPES Ball-Milled; Polished	2/1	Yes	Tall		-	-	-	-	6988	-	-	6985	
Traditional	G	Polished, No Milling	1/1	Yes	Short		-	-	-	-	6992	-	-	6992	
Traditional	G	Polished, No Milling	1/1	Yes	Tall		-	-	-	-	6986	-	-	6992	
Traditional	G	Polished, No Milling	2/1	Yes	Tall		-	-	-	-	6989	-	-	6992	
Traditional	G	Polished, No Milling	None	No	Tall		-	-	-	-	6046*	-	-	-	
Traditional	G	Polished, No Milling	None	No	Short		-	-	-	-	6036*	-	-	-	
STEEL VALVE COVERS															
Standard	I,K	Plain; Trucks Only	2/1	Yes	Short		9702		9919	-	-	-	-	9919	
Valve Cover CAPS	I,J,K	Plain; Trucks Only	2/1	No	Short		9460	8689	9983	-	-	-	-	-	
CHEVY LS 4.8, 5.3, 6.0L V8															
Standard	A,B,C	Plain- With Coil Bracket Mounts	1/1	No	Tall	2-1/2"	-	-	-	-	-	1061	1062	1126	1062
Standard	A,B,C	Plain- No Coil Bracket Mounts	1/1	No	Tall	2-1/2"	-	-	-	-	-	1123	1125	1124	-
Standard	G	Plain- Polished, No Milling	1/0	No	Short		-	-	-	-	6369	-	-	-	
Standard	G	Plain- Polished Chrome, No Milling	1/0	No	Short		-	-	-	-	6370	-	-	-	
CHEVY BB 396-502 V8 '65-95															
ALUMINUM VALVE COVERS															
Standard	A,B,C	Plain	1/1	Yes		3-1/2"	-	-	-	-	-	1019	1023	1021	-
Standard	A,B	Plain	None	No		3-1/2"	-	-	-	-	-	1086	1053	-	1086
Retro Fined	F	Fins on TOP of cover only	1/1	Yes	Tall	4"	-	-	-	-	6615	-	-	-	
Retro Fined	F	Fins on TOP of cover only	None	No	Tall	4"	-	-	-	-	6616	-	-	-	

*Not legal for sale or use on pollution controlled motor vehicles.

VALVE COVER TYPE	STYLE REFERENCE PHOTO	VALVE COVER DETAILS/NOTES	HOLES PER COVER	BAFFLED	HEIGHT (TALL/SHORT)	HEIGHT	STAMPED STEEL				FABRICATED ALUMINUM				REFERENCE PHOTO
							CHROME	SATIN BLACK POWDER-COATED	CHEVY ORANGE POWDER-COATED	FORD BLUE POWDER-COATED	CAST ALUMINUM	BRUSHED FABRICATED ALUMINUM	POLISHED FABRICATED ALUMINUM	POLISHED & CHROME FABRICATED ALUMINUM	
							I	J	K	L		A	B	C	
CHEVY BB 396-502 V8 '65-95 (Continued)															
ALUMINUM VALVE COVERS (Continued)															
Retro Finned	F	Fins continue down end of cover	1/1	Yes	Tall	4"	-	-	-	-	6609	-	-	-	6608
Retro Finned	F	Fins continue down end of cover	None	No	Tall	4"	-	-	-	-	6608	-	-	-	6608
STEEL VALVE COVERS															
CID Logo	M	396 Embossed	1/1	Yes	Tall	3-3/4"	9855	8675	9833	-	-	-	-	-	-
CID Logo	M	454 Embossed	1/1	Yes	Tall	3-3/4"	9843	8681	9957	-	-	-	-	-	-
CID Logo	M	454 Embossed	1/1	Yes	Short	2-3/4"	9844	8682	9959	-	-	-	-	-	-
CID Logo	M	502 Embossed	1/1	Yes	Short	2-3/4"	9848	8683	9962	-	-	-	-	-	-
Standard	I,J,K	Plain	1/1	Yes	Tall	3-3/4"	9235	8692	9997	-	-	-	-	-	9235
Standard	I,J,K	Plain	1/1	Yes	Short	2-3/4"	9236	8693	9998	-	-	-	-	-	9235
Standard	I,J,K	Plain	1/1	No	Short	2-3/4"	4966	8691	9993	-	-	-	-	-	-
CHEVY V8 396-502 '65-72 (Corvettes and Power Brake Models)															
Reproduction	I,J,K	Plain- No Vettes or Power Brakes <i>(No Dripper Rails)</i>	2/1	Yes	Short	2-3/4"	9503	8626	9917	-	-	-	-	-	-
Reproduction	I,J,K	Plain- For Vettes & Power Brakes <i>(No Dripper Rails)</i>	2/1	Yes	Short	2-3/4"	9504	8627	9918	-	-	-	-	-	9918
Standard	I,J,K	Plain	None	No	Tall	3-3/4"	4965	8690	9991	-	-	-	-	-	-

ALUMINUM VALVE COVER STYLES

Match the reference letter in the application charts on these pages to the letter in this photo reference guide to quickly identify the valve cover style and/or finish for that valve cover.



STAMPED STEEL VALVE COVER STYLES

Match the reference letter in the application charts on these pages to the letter in this photo reference guide to quickly identify the valve cover style and/or finish for that valve cover.



*Not legal for sale or use on pollution controlled motor vehicles.

ENGINE VALVE COVERS

VALVE COVER TYPE	STYLE REFERENCE PHOTO	VALVE COVER DETAILS/NOTES	HOLES PER COVER	BAFFLED	HEIGHT (TALL/SHORT)	HEIGHT	STAMPED STEEL				FABRICATED ALUMINUM			REFERENCE PHOTO	
							MATERIAL/FINISH REFERENCE PHOTO	CHROME	SATIN BLACK POWDERCOATED	CHEVY ORANGE POWDERCOATED	FORD BLUE POWDERCOATED	CAST ALUMINUM	BRUSHED FABRICATED ALUMINUM		POLISHED FABRICATED ALUMINUM
							I	J	K	L		A	B	C	
FORD 144-170-200-250 L6 '60-80															
Standard	I,J	Plain	2	Yes	Stock		9338	8621	-	-	-	-	-	-	9338
FORD 240-300 L6 '65-87															
Standard	I,J	Plain	2	Yes	Stock		9357	8622	-	-	-	-	-	-	-
FORD FALCON CROSSFLOW L6 3.3-4.1L															
Standard	I,J,L	Plain	None	No	Stock		6374	8726	-	8727	-	-	-	-	-
Standard	I,J,L	Plain	None	Yes	Stock		6375	8728	-	8729	-	-	-	-	-
FORD 3.8L V6 '82-86															
Standard	I,J	Plain	1/1	Yes	Stock		9432	8630	-	-	-	-	-	-	-
FORD SB 239-312 (Y-Block) V8 '54-64															
Standard	I,L	Plain	2/2	No	Stock		8986	-	-	8734	-	-	-	-	8986
FORD SB 289-351W, 5.0L V8 '62-85															
ALUMINUM VALVE COVERS															
Standard	E	Finned	1/1	Yes		3-3/4"	-	-	-	-	-	-	1119	-	1119
Standard	A,B,C	Plain	1/1	Yes		3-3/4"	-	-	-	-	-	1040	1041	1118	1063
Standard	A,B,C	Plain	None	No		3-3/4"	-	-	-	-	-	1087	1063	1117	1063
Retro Finned	F	Finned	None	No	Tall		-	-	-	-	6115	-	-	-	-
Traditional	G	PINSTRIPED Ball-Milled; Polished	1/1	Yes	Tall		-	-	-	-	6109	-	-	-	-
STEEL VALVE COVERS															
Standard	I,J,L	Plain	1/1	Yes	Stock		9237	8730	-	8344	-	-	-	-	9237
Mustang Style	I	Plain	1/1	Yes	Stock		6378	-	-	-	-	-	-	-	6378
FORD SB 5.0L V8 '86-95															
Standard	I,L	Plain; Lower profile than 9237	1/0	No	Stock		8867	-	-	8733	-	-	-	-	8867
FORD SB 351C, 351M, 400M, BOSS 302 V8															
Standard	I,J,L	Plain	1/1	Yes	Stock		9295	8731	-	8345	-	-	-	-	9295
FORD BB 352-428 V8 '58-76															
Standard	E	Finned	1/1	Yes			-	-	-	-	-	-	1121	-	-
Standard	I,L	Plain	1/1	Yes	Stock		9296	-	-	8346	-	-	-	-	9296
FORD BB 429-460 V8 '68-88															
Standard	A,B,C	Plain	None	No		3-3/4"	-	-	-	-	-	1046	1054	1049	-
Standard	I,J,L	Plain	1/1	Yes	Stock		9297	8732	-	8347	-	-	-	-	9297
MOPAR HEMI 426 V8 '66-71															
Standard	B,C	Plain	None	No		4-3/4"	-	-	-	-	-	-	1102	1101	1101
MOPAR SB 318-360 V8 '67-89															
Standard	A,B,C	Plain	1/1	Yes		3-1/4"	-	-	-	-	-	1095	1051	1134	1051
Standard	I,J	Plain	1/1	Yes	Short		9298	8614	-	-	-	-	-	-	9298
MOPAR BB 383-440 V8 '58-88															
Standard	E	Finned	1/1	Yes	Tall	3-3/4"	-	-	-	-	-	-	1116	-	-
Standard	A,B,C	Plain	1/1	Yes	Tall	3-3/4"	-	-	-	-	-	1096	1052	1115	1052
Standard	A,B,C	Plain	None	No	Tall	3-3/4"	-	-	-	-	-	1136	1138	1137	-
Standard	I,J	Plain	1/1	Yes	Short		9299	8618	-	-	-	-	-	-	9299
OLDSMOBILE V8 330-455 '64-88															
Standard	I,J	Plain (O.E. Center Hole)	1/1	Yes	Short		9381	8611	-	-	-	-	-	-	9381
Standard	I,J	Plain (Offset Hole); Stock cam, rocker arms and engines with factory baffled valve covers only.	1/1	Yes	Short		9391	8612	-	-	-	-	-	-	9391

*Not legal for sale or use on pollution controlled motor vehicles.

VALVE COVER TYPE	STYLE REFERENCE PHOTO	VALVE COVER DETAILS/NOTES	HOLES PER COVER	BAFFLED	HEIGHT (TALL/SHORT)	HEIGHT	STAMPED STEEL				FABRICATED ALUMINUM			REFERENCE PHOTO	
							MATERIAL/FINISH	REFERENCE PHOTO	I	J	K	L	CAST ALUMINUM		BRUSHED FABRICATED ALUMINUM
OLDSMOBILE V8 403 / 6.6L															
Standard	I,J	Plain (O.E. Center hole)	1/1	Yes	Short		9381	8611	-	-	-	-	-	-	9381
PONTIAC V8 326-455 '59-79															
ALUMINUM VALVE COVERS															
Standard	A,B,C	Plain	None	No		3-1/8"	-	-	-	-	-	1026	1033	1031	-
Standard	E	Finned	1/1	Yes		3-1/8"	-	-	-	-	-	-	1129	-	-
Retro Finned	F	Finned	1/1	Yes	Short		-	-	-	-	6613	-	-	-	-
Retro Finned	F	Finned	None	No	Short		-	-	-	-	6614	-	-	-	-
STEEL VALVE COVERS															
Standard	I	Plain	1/1	No	Short		9461	-	-	-	-	-	-	-	9461
Standard	I,J	Plain	1/1	Yes	Tall		9300	8613	-	-	-	-	-	-	-

ALUMINUM VALVE COVER STYLES

Match the reference letter in the application charts on these pages to the letter in this photo reference guide to quickly identify the valve cover style and/or finish for that valve cover.



STAMPED STEEL VALVE COVER STYLES

Match the reference letter in the application charts on these pages to the letter in this photo reference guide to quickly identify the valve cover style and/or finish for that valve cover.



*Not legal for sale or use on pollution controlled motor vehicles.





VALVE COVER BREATHERS

Trans-Dapt offers a great selection of Chrome/steel, powder-coated steel and aluminum valve cover breathers that complement our wide choice of chrome, powder-coated and aluminum valve covers.



TWIST-IN BREATHERS



These breather/oil filler caps feature internal filters and baffles. Available in two different diameters. #9617 is a twist-in version of our popular #4870 push-in breather.

DESCRIPTION	CHROME	POWDER-COATED		
		BLACK	ORANGE	BLUE
2-3/8" Dia.	4803*	8643*	9950*	8319*
2-3/8" Dia. w/Tube	4806*	-	-	-
2-3/4" Dia.	9617*	-	-	-

PUSH-IN BREATHER CHROME



Chrome-plated breather/oil filler cap fits in engine oil filler tube (Chevy & others). Can also be used with Trans-Dapt #4955 oil filler tube.

DESCRIPTION	PART #
2-3/8" Dia. Breather	4802*

PUSH-IN BREATHERS CHROME



Requires Grommet #4878

4870*

Chrome-plated push-in breather for steel valve covers with 1.25" diameter holes. Requires grommet #4878. 2.75" outside diameter. The internal baffle and filter element prevents oil seepage. Replaces GM #6421868 on 65-67 BB's.

DESCRIPTION	CHROME	POWDER-COATED		
		BLACK	ORANGE	BLUE
Breather Only	4870*	8644*	9951*	8320*
Breather & Grommet	4871*	-	-	-

PUSH-IN BREATHERS WITH VACUUM TUBE PORT



Requires Grommet #4878

9241*

Same as #4870, but this model is open in the center only. 1/2" dia. side tube allows for race car vacuum balance system hookup. Also provides hookup for positive crankcase ventilation. Internal baffle and filter element. Fits 1.25" holes.

DESCRIPTION	CHROME	POWDER-COATED		
		BLACK	ORANGE	BLUE
Breather Only	9241*	8642*	9949*	8318*
Breather & Grommet	9242*	-	-	-

PCV BREATHER 3/4" NECK



Requires Grommet #4998

9171*

This breather replaces the PCV valve in the rocker cover. 3/4" breather neck also fits in 1.25" diameter valve cover holes when used with grommet #4998. Includes an internal oil baffle and poly filter element. Outside diameter is 2.75".

DESCRIPTION	CHROME	POWDER-COATED		
		BLACK	ORANGE	BLUE
Breather Only	9171*	8645*	9952*	8321*

FORD TWIST-IN PCV BREATHER CHROME



This great looking, chrome twist-in breather fits most Ford V8s and some 68-84 6-cylinder models. 1" dia. hole in top for PCV hose hookup.

DESCRIPTION	PART #
Ford twist-in PCV Breather	4999*

MOPAR-STYLE BREATHER CHROME



Chrome push-in breather for valve covers with 1.25" holes. Use grommet #4878. Breather tube is 5/8". Perfect for race car vacuum balance systems. Also works as a P.C.V. system hookup. This is an OEM style for Mopar A,B, RB & Slant 6 engines.

DESCRIPTION	PART #
Mopar Style Breather	9169*

PUSH-IN FILTER BREATHER COTTON FILTER ELEMENT



Chrome-plated, push-in style filter breather for 1.25" diameter valve cover holes. No grommet required. 2" & 3" tall models available.

DESCRIPTION	INSTALLED HEIGHT	PART #
Chrome/ Cotton Filter Breather	2"	6896*
Chrome/ Cotton Filter Breather	3"	9308*

*Not legal for sale or use on pollution controlled motor vehicles.

CLAMP-ON FILTER BREATHER COTTON FILTER ELEMENT



Clamp-on, chrome-plated filter breathers are for use on the Trans-Dapt circle track valve covers or other valve covers with similar breather tubes.

DESCRIPTION	TUBE DIAMETER	INSTALLED HEIGHT	PART #
Clamp-on Breather	1-3/8"	3"	9597*
Clamp-on Breather	1-1/2"	3"	9598*

PUSH-IN HOODED BREATHER COTTON FILTER ELEMENT



This chrome steel push-in style filter breather fits 1.25" diameter valve cover holes. No grommet required. The cotton element is hooded to protect it from flying dirt and debris.

DESCRIPTION	V.C. HOLE DIAMETER	INSTALLED HEIGHT	PART #
Push-In Breather with Hood	1-1/4"	3"	9516*

CLAMP-ON HOODED BREATHER COTTON FILTER ELEMENT



These chrome steel clamp-on style filter breathers are available for 1-3/8" and 1-1/2" diameter valve cover filler tubes. The cotton element is hooded to protect it from flying dirt and debris.

DESCRIPTION	TUBE DIAMETER	INSTALLED HEIGHT	PART #
Clamp-on with hood	1-3/8"	3"	5103*
Clamp-on with hood	1-1/2"	3"	5104*

PCV BREATHER "LOOK-A-LIKES" & PCV VALVES ALUMINUM



Polished aluminum PCV breather "look-a-likes" and PCV Valves fit valve covers with 1.25" diameter holes. Beautifully crafted and finished.

DESCRIPTION	TOP DESIGN	V.C. HOLE DIAMETER	POLISHED	POLISHED & CHROME
PCV/Breather	PLAIN	1-1/4"	6005*	6622*
PCV/Breather	PINSTRIPED	1-1/4"	6006*	6623*
PCV/Breather	FLAMED	1-1/4"	6009*	-
PCV Valve	-	1-1/4"	6068*	-

FINNED ALUMINUM VALVE COVER BREATHERS OVAL HIGH-POLISH FINISH



Finned Aluminum Oval Breathers are available with a replaceable PCV valve or a washable foam element. Fits all valve covers with a 1.25" diameter hole.

DESCRIPTION	V.C. HOLE DIAMETER	POLISHED	POLISHED & CHROME
Breather WITHOUT PCV	1-1/4"	6611*	6619*
Breather WITH PCV	1-1/4"	6612*	6620*

2-TONE FINISH



Finned Aluminum Oval Breathers are available with a replaceable PCV valve or a washable foam element. Fits all valve covers with a 1.25" diameter hole.

DESCRIPTION	V.C. HOLE DIAMETER	2-TONE ALUMINUM
2-Tone Breather WITHOUT PCV	1-1/4"	6617*
2-Tone Breather WITH PCV	1-1/4"	6618*

OIL CAPS & BREATHERS ALUMINUM & POWDER-COATED

Polished aluminum oil caps and push-in breathers look fantastic! Breathers are available plain, ball milled and flamed.



DESCRIPTION	TOP DESIGN	V.C. HOLE DIAMETER	ALUMINUM	POWDER-COATED ALUMINUM		
				BLACK	ORANGE	BLUE
Aluminum Oil Cap	PLAIN	1-1/4"	6000	8647	9954	8323
Aluminum Oil Cap 2-Tone Fined	FINNED	1-1/4"	6019	-	-	-
Push-in Breather	PLAIN	1-1/4"	6001*	8646*	9953*	8322*
Push-in Breather	PINSTRIPED	1-1/4"	6004*	-	-	-
Push-in Breather	FLAMED	1-1/4"	6008*	-	-	-

ALUMINUM VALVE COVER BREATHER BUNG & BAFFLE KITS



#1131 valve cover breather bung can be welded or bolted on. It allows you to easily add a fill hole to your aluminum valve covers. Manifold #1132 screws in to #1131 and allows you to custom configure the breather to meet your unique requirements.

DESCRIPTION	PART #
Aluminum Valve Cover Bung; Weld or Bolt-in	1131
Aluminum Breather/Baffle Manifold, Screw-in	1132*

*Not legal for sale or use on pollution controlled motor vehicles.

TWIST-IN OIL CAP CHROME

This chrome oil filler cap fits Trans-Dapt valve covers #9452, 9518, 9503, 9504, 9916, 9917 & 9918 as well as many General Motors applications.



DESCRIPTION	PART #
GM Style Oil Filler Cap	4804

1987-99 GM SCREW-IN OIL CAP

Screw-in style oil cap for 87-99 GM car and truck applications. Not for #9702 valve covers. Metallized Plastic, Polished Aluminum and Chromed Aluminum models available.



DESCRIPTION	CHROME PLASTIC	POLISHED ALUMINUM	CHROMED ALUMINUM
87-99 GM Oil Cap	9696	9693	9694

PUSH-IN OIL PLUGS CHROME

Chrome/Rubber oil plug for 1.25" holes. For use on a wide range of Chevy/GM car and truck applications. No grommet is required for installation.



DESCRIPTION	PART #
Oil Plug Plain	9170
Oil Plug with Embossed "OIL" logo	9787

PUSH-IN OIL PLUG RUBBER

Solid rubber oil plug fits 1.25" diameter hole. For use on many Chevy/GM car and truck applications. No grommet is required for installation.



DESCRIPTION	PART #
Rubber Oil Plug	9373

TRI-STEP OIL FILLER TUBE

This Chrome oil filler tube fits Chevrolet V8 engines. The tri-step design, fits 1-1/4", 1-5/16" and 1-1/2" manifolds, making it compatible with both OEM and aftermarket manifolds. Uses Trans-Dapt push-in oil breather #4802.



DESCRIPTION	PART #
Tri-Step Oil Filler Tube	4955

OIL FILLER EXTENSION



Trans-Dapt's Chrome Steel push-in style oil filler extension tube raises the fill hole up to provide improved accessibility to make adding oil easier and cleaner.

Uses Trans-Dapt's #4804 or #9617 twist-in style oil caps and breathers.

DESCRIPTION	PART #
Push-In Oil Filler Tube Extension	9256

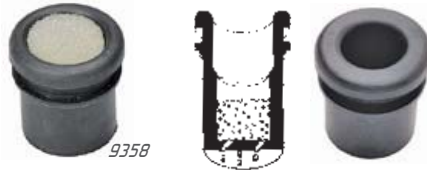
BREATHER & PCV GROMMETS STEEL VALVE COVER



Bottom of #4878 must be cut before use.

DESCRIPTION	GROMMET I.D.	GROMMET O.D.	PART #
Breather Grommet	1"	1-1/4"	4878*
PCV Grommet	3/4"	1-1/4"	4998
Breather & PCV Grommet Set (#4878 & 4998)			9355*
FORD PCV	9/16"	1"	9759
FORD PCV	3/4"	1"	9760

PUSH-IN VALVE COVER OIL BAFFLES



A rubber oil baffle and breather grommet all in one. Great for retrofitting un baffled valve covers. Fits steel valve covers with 1.25" diameter holes. Angled slots in bottom and foam insert stop oil seepage. Available for 3/4" or 1" breathers.

DESCRIPTION	V.C. HOLE DIAMETER	BAFFLE I.D.	PART #
Valve Cover Baffle (single)	1-1/4"	1"	9358*
Valve Cover Baffle (pair)	1-1/4"	1"	9359*
Valve Cover Baffle (single)	1-1/4"	3/4"	6979*

VALVE COVERS GROMMETS CAST ALUMINUM VALVE COVER




Aluminum valve covers require a slightly different sized grommet to properly seal them against seepage. Trans-Dapt's 6076 and 6077 are sized specifically for use with our cast aluminum valve covers.

DESCRIPTION	PART #
Breather Grommet/Baffle	6076*
PCV Grommet	6077*

VALVE COVER GASKETS

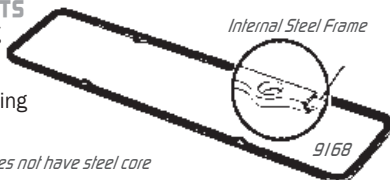
CORK/RUBBER NITRILE GASKETS

The premium Cork/Rubber Nitrile compound used to manufacture these gaskets has excellent sealing and durability characteristics. Available in STANDARD and THICK construction. Our THICK gaskets are 5/16" thick and add height to provide more clearance for all tall rocker arms. Sold in pairs.



STEEL CORE RUBBER GASKETS

Completely reusable, these strong rubber gaskets feature an internal steel reinforcing frame to ensure alignment and a long lasting seal. Sold in pairs.



* Does not have steel core

ENGINE	CORK/NITRILE		STEEL/RUBBER PART #
	STANDARD PART #	THICK PART #	
AMC V8 304-401 1970-Up	9010	-	-
Chevy V8 265-350 SB 1955-86	4323	9644	9168
Chevy V8 5.0/5.7 1987-99	-	-	7488
Chevy V8 396-502 BB 1965-95	4324	9645	9850*
Ford V8 260-289-302-351W	4326	9646	9851
Ford V8 351C-351M-400M & Boss 302	4327	-	-
Ford V8 352-390-406-427-428	4328	-	-
Ford V8 429-460	9011	-	-
Chrysler V8 273-318-340-360 SB	4331	-	-
Chrysler 361-383-400-426 & 440 BB 6-Bolt	4332	-	-
Olds 330-350-400-425-455 Pontiac 6.6L/403	4333	-	-
Pontiac 326-350-389-400-421-428-455 Except Super Duty and Ram Air Models	4334	-	-

1/4"-20 1958-86 Chevy V8, 1958-79 Oldsmobile V8, 1964-90
Threads fit: Ford 260-351W, 1959-90 Chrysler V8 (except Hemi).

5/16"-18 1958-Up Ford 332, 352, 390, 406, 427, 429, 460
Threads fit: & 1955-77 Pontiac V8.

2-PIECE WING NUTS CHROME



THREAD SIZE	THREAD LENGTH	INSTALLED HEIGHT	SET QUANTITY	PART #
1/4"-20	1"	3-1/2"	4	4137
5/16"-18	1"	3-1/2"	4	4138

T-BAR WING NUTS CHROME



THREAD SIZE	THREAD LENGTH	INSTALLED HEIGHT	SET QUANTITY	PART #
1/4"-20	1"	4-1/4"	4	9120
1/4"-20	1"	5-3/8"	4	4936
5/16"-18	1"	5-3/8"	4	9672

HEX HEAD STUD NUTS CHROME



THREAD SIZE	THREAD LENGTH	INSTALLED HEIGHT	SET QUANTITY	PART #
1/4"-20	1"	4-1/4"	4	9182
1/4"-20	1"	1-3/8"	4	9329

VALVE COVER BOLT SETS CHROME



These chrome-plated steel valve cover bolts include washers. 4 bolts & washers per set.

THREAD SIZE	HEAD TYPE	SET QUANTITY	3/4" LONG PART #	1" LONG PART #
1/4"-20	HEX	4	9781	9406
1/4"-20	SOCKET	4	--	9434
5/16"-18	HEX	4	9784	9423

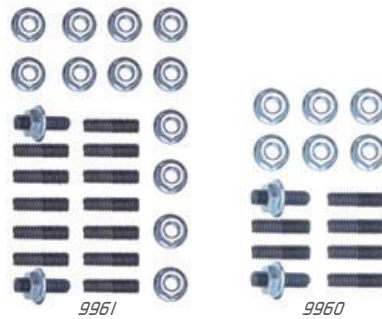
VALVE COVER SPREADER BARS CHROME



Spreader bars distribute bolt load to ensure a better valve cover seal.

FOR USE WITH	LENGTH	SET QUANTITY	PART #
Chevy SB '58-86	4-3/4"	4	4993
Chevy SB '58-86 (Mini-Tabs)	1-1/2"	4	9067
Chevy BB '65-95		7	9640
Ford 260-351W '62-95		6	9642
Pontiac V8 '59-79		4	9641
Universal Fit	3"	4	4992

VALVE COVER STUD KITS



Trans-Dapt valve cover studs make valve covers and gaskets easier to install. Just install the studs, align the gasket then install the cover. Includes serrated flange lock nuts.

THREAD SIZE	THREAD SIZE	SET QUANTITY	PART #
SB Chevy Valve Cover Stud Kit	1/4"-20	8	9960
BB Chevy Valve Cover Stud Kit	1/4"-20	14	9961

FLAT WASHERS



Available in gold iridite finish or stainless steel.

BOLT DIAMETER	SET QUANTITY	GOLD IRIDITE	STAINLESS STEEL
1/4"	25	4912	9275
5/16"	25	4913	9276
3/8"	25	4914	9277

GM CENTERBOLT DESIGN VALVE COVER FASTENERS



These valve cover bolt sets are for use with Trans-Dapt's chrome & cast aluminum centerbolt valve covers. They fit 87-99 GM 5.0/5.7L V8 & 4.3L V6 engines, 1128 is for LS Engines. Each set includes 8 bolts per set. 6972, 8899 and 6972 NOT for use with fabricated aluminum valve covers.

FOR USE WITH	HEIGHT	LENGTH	PART #
CHROME Covers	SHORT	3-3/8"	9812
ALUMINUM Covers	SHORT	4"	8899
ALUMINUM Covers	TALL	5-3/8"	6972
For HAMBURGER'S LS Valve Covers Only			1128

HIGH-COLLAR LOCK WASHERS



High-collar design for use with Hex Socket screws (Allen head), 12-point and hex cap bolts when standard lock washers are too wide. Ideal for valve covers, heddgers, etc.

BOLT DIAMETER	SET QUANTITY	PART #
5/16"	12	4708
3/8"	12	4710

*Not legal for sale or use on pollution controlled motor vehicles.

SB CHEVY 283-400 '58-86 CHROME "CLASSIC STYLE" KIT



DESCRIPTION	SHORT KIT	TALL KIT
CLASSIC Style Engine Dress-Up Kit	3041	3040
TIMING COVER Engine Dress-Up Kit	3043	3042

CLASSIC KIT CONTENTS

DESCRIPTION	QTY	DESCRIPTION	QTY
Breather; Push-In	1 each	Valve Cover Spreader Bars	8 each
Dipstick & Tube	1 set	Valve Cover Wing Nuts	8 each
Grommets; Breather & PCV	1 set	Valve Covers; Baffled	1 pair

TIMING COVER KIT CONTENTS

DESCRIPTION	QTY	DESCRIPTION	QTY
Breather; Push-In	1 each	Timing Chain Cover	1 each
Dipstick and Tube	1 set	Timing Tab	1 each
Grommets; Breather & PCV	1 set	Valve Covers; Baffled	1 pair

BB CHEVY 396-454 '65-95 CHROME KIT



DESCRIPTION	KIT #
BB Chevy 396-454; Tall Valve Covers	3144

KIT CONTENTS

DESCRIPTION	QTY	DESCRIPTION	QTY
Breather Grommets	2 each	Valve Cover Mini Tabs	14 each
Breathers; Push-In	2 each	Valve Cover Wing Nuts	14 each
Valve Cover Gaskets	1 pair	Valve Covers; Baffled	1 pair

SB CHRYSLER '67-93 (LA ENGINE) CHROME KIT



DESCRIPTION	KIT #
Chrysler 318, 340, 360; Short Valve Covers	3050

KIT CONTENTS

DESCRIPTION	QTY	DESCRIPTION	QTY
Breather Grommets	2 each	Valve Cover Mini Tabs	10 each
Breathers; Push-In	2 each	Valve Cover Wing Nuts	10 each
Valve Cover Gaskets	2 each	Valve Covers; Baffled	1 pair

SB CHEVY 305-350 '78-86 CHROME "O.E.M. STYLE" KIT



DESCRIPTION	KIT #
O.E.M. Style Engine Dress-Up Kit	3101

KIT CONTENTS

DESCRIPTION	QTY	DESCRIPTION	QTY
Grommets; PCV	2 each	Valve Cover Spreader Bars	8 each
Oil Cap; Twist-In	1 each	Valve Cover Wing Nuts	8 each
Oil Dipstick and Tube	1 set	Valve Covers; Reproduction	1 pair

SB FORD 260-351W '62-85 CHROME KIT



DESCRIPTION	KIT #
Ford 260, 289, 302, 351 Windsor; Short Valve Covers	3048

KIT CONTENTS

DESCRIPTION	QTY	DESCRIPTION	QTY
Breather Grommets	2 each	Valve Cover Mini Tabs	12 each
Breather; Push-In	2 each	Valve Cover Wing Nuts	12 each
Valve Cover Gaskets	2 each	Valve Covers; Baffled	1 pair

OLDS 330-455 '64-88 & PONTIAC 403 CHROME KIT



DESCRIPTION	CENTER PCV KIT	OFFSET PCV KIT
Olds 330-455 & Pontiac 403/6.6L Kit	3381	3391

KIT CONTENTS

DESCRIPTION	QTY	DESCRIPTION	QTY
Grommets, Breather & PCV	1 set	Valve Cover Spreader Bars	20 each
Oil Dipstick and Tube	1 set	Valve Covers; OEM Style	1 pair
Valve Cover Bolts	20 each	Water Neck with Bolts	1 set

SB CHEVY 305-350 '88-95 CHROME "PICK-UP TRUCK" KIT



DESCRIPTION	'88-92 TRUCKS	'93-95 TRUCKS
GM Trucks with 5.0L / 5.7L TBI V8	3102*	3103*

KIT CONTENTS

DESCRIPTION	QTY	DESCRIPTION	QTY
Air Cleaner Top	1 each	Master Cylinder Top Cover	1 each
Screw-in Oil Cap	1 each	Power Steering Cap Cover	1 each
Valve Cover Bolts	8 each	Valve Cover Caps	1 pair

FORD BOSS 302, 351C 351/400M '70-82 CHROME KIT



DESCRIPTION	KIT #
Boss 302, 351M, 351C, 400M; Short Valve Covers	3049

KIT CONTENTS

DESCRIPTION	QTY	DESCRIPTION	QTY
Breather Grommets	2 each	Valve Cover Wing Nuts	16 each
Breather; Push-In	2 each	Valve Covers; Baffled	1 pair
Valve Cover Gaskets	2 each		

PONTIAC 326-455 '59-79 CHROME KIT



DESCRIPTION	KIT #
Pontiac 326-455 (not 403) Kit with Tall Valve Covers	3100*

KIT CONTENTS

DESCRIPTION	QTY	DESCRIPTION	QTY
Breather; Push-In	1 each	Valve Cover Wing Nuts	8 each
Grommets; Breather & PCV	1 set	Valve Covers; Baffled	1 pair
Valve Cover Spreader Bars	8 each	Water Neck with Bolts	1 set

**PERFECTMATCH™
POWDER-COATED
ENGINE KITS**

**SB CHEVY 283-400 '58-86
POWDER-COATED ENGINE KIT**

We've taken our best selling powder-coated engine dress-up products and bundled them together to create these highly anticipated engine kits. The durable powder-coated finish makes these parts tough enough to withstand the harsh environment under your hood. Perfect for virtually and classic SB Chevy, BB Chevy or SB Ford engine makeover. Trans-Dapt's Chevy Orange and Ford Blue finish is the best matching color on the market. These kits make an ideal gift for your favorite gearhead.

DESCRIPTION	POWDER-COATED	
	ASPHALT BLACK	CHEVY ORANGE
SB Chevy 283-400; Short NO PCV	3055*	3052*
SB Chevy 283-400; Short WITH PCV	3053*	3051*

NO PCV KIT CONTENTS			
DESCRIPTION	QTY	DESCRIPTION	QTY
Breather Grommets	2 each	Timing Cover	1 each
Breather; Push-In	2 each	Timing Tab	1 each
Flat Washers	10 each	Valve Cover Bolts	8 each
Oil Cap	1 each	Valve Cover Gaskets	1 pr
Oil Dipstick	1 each	Valve Cover Spreader Bars	8 each
Timing Chain Cover Bolts	10 each	Valve Covers; Baffled	1 pr
Timing Chain Cover Gasket	1 set	Water Neck & Bolts	1 each

WITH PCV KIT CONTENTS			
DESCRIPTION	QTY	DESCRIPTION	QTY
Breather Grommets	2 each	Timing Cover	1 each
Breather PCV	1 each	Timing Tab	1 each
Flat Washers	10 each	Valve Cover Bolts	8 each
Oil Cap	1 each	Valve Cover Gaskets	1 pr
Oil Dipstick	1 each	Valve Cover Spreader Bars	8 each
Timing Chain Cover Bolts	10 each	Valve Covers; Baffled	1 pr
Timing Chain Cover Gasket	1 set	Water Neck & Bolts	1 each



**BB CHEVY 396-454 '65-95
POWDER-COATED ENGINE KIT**

DESCRIPTION	POWDER-COATED	
	ASPHALT BLACK	CHEVY ORANGE
BB Chevy 396-454; Short NO PCV	3060*	3058*
BB Chevy 396-454; Short WITH PCV	3059*	3056*

NO PCV KIT CONTENTS			
DESCRIPTION	QTY	DESCRIPTION	QTY
Breather Grommets	2 each	Timing Cover	1 each
Breather w/Tube; Push-In	1 each	Timing Tab	1 each
Breather; Push-In	1 each	Valve Cover Bolts	14 each
Flat Washers	24 each	Valve Cover Gaskets	1 pr
Oil Cap	1 each	Valve Covers; Baffled	1 pr
Oil Dipstick	1 each	Water Neck	1 each
Timing Chain Cover Bolts	10 each	Water Neck Bolts	2 each
Timing Chain Cover Gasket	1 set		

WITH PCV KIT CONTENTS			
DESCRIPTION	QTY	DESCRIPTION	QTY
Breather Grommets	2 each	Timing Cover	1 each
Breather push-in w/ tube	1 each	Timing Tab	1 each
Breather; PCV	1 each	Valve Cover Bolts	14 each
Flat Washers	24 each	Valve Cover Gaskets	1 pr
Oil Cap	1 each	Valve Covers; Baffled	1 pr
Oil Dipstick	1 each	Water Neck	1 each
Timing Chain Cover Bolts	10 each	Water Neck Bolts	2 each
Timing Chain Cover Gasket	1 set		



**SB FORD 260-351W '62-85
POWDER-COATED ENGINE KIT**

DESCRIPTION	POWDER-COATED	
	ASPHALT BLACK	FORD BLUE
SB Ford 260-351W; Short Covers	3062*	3061*

KIT CONTENTS			
DESCRIPTION	QTY	DESCRIPTION	QTY
Breather Grommets	2 each	Valve Cover Gaskets	1 pr
Breather with Tube; Push-In	1 each	Valve Cover Spreader Bars	2 sets
Breather; Push-In	1 each	Valve Covers; Baffled	1 pr
Oil Dipstick	1 each	Water Neck & Bolts	1 each
Valve Cover Bolts	12 each		



ENGINE OIL PANS

- ▶ Oil Pans For Drag Racing, Road Racing, Street Performance, Custom Builds, Restoration Projects... Or just to Replace The Tired One On Your Engine.
- ▶ Great Selection of Finishes To Choose From.
- ▶ Fabricated Aluminum, Cast Aluminum, and Steel Construction Models Available
- ▶ Available For Popular American Musclecar, Truck and Race Vehicle Applications.

The oil pan application charts on the following pages are organized by engine size. Locate the section for your engine or engine/chassis combination, then use the reference photos and product descriptions below to determine the pan style and/or finish that best suites your project.

OIL PAN STYLE GUIDE

HAMBURGER'S PERFORMANCE

TRANS-DAPT PERFORMANCE

TD TRANS-DAPT

CONSTRUCTION

A ECONO-SERIES OIL PANS



Econo-Series Oil Pans are built for serious race vehicles and high performance street-bound engines. While economically priced, these pans have thick .055" Steel cores, trap door baffles, a directional windage tray and crankshaft scraper (excludes #3080 and 3090). Each pan includes a gasket set, special oil pickup, magnetic drain plug and pan flange bolts, so they are ready to go right out of the box. **MAXIMUM STROKE: SB CHEVY 3.875" BB CHEVY- 4.25"**

B STREET PERFORMANCE OIL PANS



Designed for high performance street use, these pans offer additional engine oil capacity than factory pans. Slush baffles help keep the oil in the sump. These pans come equipped with gasket set, oil pick-up, magnetic drain plug and bolts.

C FABRICATED ALUMINUM OIL PANS



Fabricated aluminum and TIG welded construction makes these pans both lightweight and strong. The trap door baffling controls oil to ensure a consistent flow of oil to the engine. Pans include drain plug. Gaskets, pickup and bolts not included.

D STREET & STRIP OIL PANS



Street & Strip pans have a kicked out sump to increase engine oil capacity without sacrificing ground clearance. Ideal for modified muscle car engines. Chrome, yellow zinc, Chevy Orange and Black powder-coated available. Baffled for oil control. Bolts and gaskets sold separately.

E CAST ALUMINUM OIL PANS



These cast aluminum oil pans resemble factory pans, but are manufactured using cast aluminum then polished for a clean, classic look. The polished, finned design suits custom engine projects perfectly. These pans include a set of oil pan bolts. Gaskets sold separately.

F O.E. STYLE (Factory fit) OIL PANS



The factory style pans are designed to replace your damaged, or unsightly engine oil pan. Trans-Dapt offers O.E. Style pans in Chrome, or powder-coated with our durable Chevy Orange, Ford Blue or Satin Black. Bolts, gaskets and pickup not included.

G SLAM-GUARD (ARMORED) OIL PANS



Slam-Guard Oil and Transmission Pans are a Trans-Dapt Exclusive. Each Pan has a 3/16" plate welded into (not onto) the pan's sump floor. They protect the pan from damage caused by speed bumps, dips, driveways or rocks. Available Chrome, Black or Silver powder-coated.

FINISH

1 CHROME FINISH



2 SATIN BLACK POWDER-COAT



3 CHEVY ORANGE POWDER-COAT



4 FORD BLUE POWDER-COAT



5 SILVER POWDER-COAT



OIL PAN TYPE	STYLE REFERENCE LETTER	OIL PAN DETAILS	CAPACITY	DEPTH	WIDTH	LENGTH	BAFFLED	HAMBURGER'S PERFORMANCE			TRANS-DAPT PERFORMANCE					REPLACEMENT GASKET SET	PICKUP #	REFERENCE PHOTO	
								ECONO SERIES™	STREET PERFORMANCE™	FABRICATED ALUMINUM	CAST ALUMINUM	CHROME	SATIN BLACK POWDER-COATED	CHEVY ORANGE POWDER-COATED	FORD BLUE POWDER-COATED				SILVER POWDER-COATED
								A	B	C	E	1	2	3	4	5			
AMC/JEEP (304, 360, 401)																			
SLAM-GUARD	G		Stock	7-1/2"	Stock	Stock	NO	-	-	-	-	-	8959	-	-	-		Stock	8959
CHEVY SB 283-400 (1955-78)																			
ECONO-SERIES Drag Race & Marine	A	Street Rods, Drag Cars and Boats with Rear Sump; Driver Side Dipstick; 2-Pc. Rear Main Seal; Oil Pump: Melling #10550, M55, GM #12555884, #14044872 or equivalent	7 Qts.	8"	8"	10-1/2"	YES	1088	-	-	-	-	-	-	-	-	3001	2508	1038

OIL PAN TYPE	STYLE REFERENCE LETTER	OIL PAN DETAILS	CAPACITY	DEPTH	WIDTH	LENGTH	BAFFLED	HAMBURGER'S PERFORMANCE			TRANS-DAPT PERFORMANCE					REPLACEMENT GASKET SET	PICKUP #	REFERENCE PHOTO		
								ECONO SERIES™	STREET PERFORMANCE™	FABRICATED ALUMINUM	CAST ALUMINUM	CHROME	SATIN BLACK POWDER-COATED	CHEVY ORANGE POWDER-COATED	FORD BLUE POWDER-COATED				SILVER POWDER-COATED	
								A	B	C	E	1	2	3	4	5				
CHEVY SB 283-400 (1955-78) (Continued)																				
ECONO-SERIES Drag Race & Marine	A	V8 in 1982-04 2&4WD S-10/S-15, Sonoma, Blazer/Jimmy engine swap pan; Driver Side Dipstick; 2-Pc. Rear Main Seal; Oil Pump: Melling #10550, M55, GM #12555884, #14044872 or equivalent	7 Qts.	9-1/4"	7.50"	7-1/4"	YES	1099	-	-	-	-	-	-	-	-	-	3001	2509	1099
FABRICATED ALUMINUM	C	Driver Side Dipstick; 2-Pc. Rear Main Seal; 3.875" Maximum Stroke	5 Qts.	8"	8"	10-1/4"	YES	-	-	1176	-	-	-	-	-	-	-	4340	2523	
CAST ALUMINUM	E	Driver Side Dipstick; 2-Pc. Rear Main Seal	4 Qts.	Stock	Stock	Stock	NO	-	-	-	9004	-	-	-	-	-	-		Stock	9004
CHEVY SB 283-400 (1955-78) (NOT For 1962-67 Chevy II, Nova, and some early Chevelles, Vega, Monza)																				
STREET PERFORMANCE	B	For most production chassis; Not for Chevelles with steering behind crossmember, 1962-67 Chevy II, V8 Vega/Monza Oil Pump: Stock	7 Qts.	8-1/4"	10.50"	9-1/4"	YES	-	0168	-	-	-	-	-	-	-	-	4340	9727	0168
STREET PERFORMANCE Circle Track	B	Driver Side Dipstick; 2-Pc. Rear Main Seal; Not for Chevelles with steering behind crossmember, 1962-67 Chevy II, V8 Vega/Monza or 302 engines. Oil Pump: Stock	8 Qts.	7-1/4"	10.50"	12-5/8"	YES	-	1171	-	-	-	-	-	-	-	-	4340	7114	
STREET/STRIP	D	Driver Side Dipstick; 2-Pc. Rear Main Seal; Not for Chevelles with steering behind crossmember, 1962-67 Chevy II, V8 Vega/Monza or 302 engines.	7 Qts.	8-1/2"	11.50"	9-1/4"	YES	-	-	-	-	9725	-	9726	-	-	-		9727	
STREET/STRIP	D	Driver Side Dipstick; 2-Pc. Rear Main Seal; Not for Chevelles with steering behind crossmember, 1962-67 Chevy II, V8 Vega/Monza or 302 engines.	8 Qts.	7-1/4"	10.50"	12-5/8"	YES	-	-	-	-	-	7113	-	-	-	-		7114	
SLAM-GUARD	G	Driver Side Dipstick; 2-Pc. Rear Main Seal	4 Qts.	Stock	Stock	Stock	NO	-	-	-	-	8910	8649	-	-	-	-		Stock	
OEM Style	F	Driver Side Dipstick; 2-Pc. Rear Main Seal; Not for Chevelles with steering behind crossmember, 1962-67 Chevy II, V8 Vega/Monza or 302 engines.	4 Qts.	Stock	Stock	Stock	YES	-	-	-	-	9005	8628	9920	-	-	-		Stock	9005
													9410	Unfinished						
CHEVY SB 283-400 (1955-78) (For 1962-67 Chevy II, Nova)																				
STREET PERFORMANCE	B	Driver Side Dipstick; 2-Pc. Rear Main Seal; For 1962-67 Chevy II & Nova; Extra Capacity; Oil Pump: Stock	7 Qts.	8-1/2"	10.50"	9-1/4"	YES	-	0238	-	-	-	-	-	-	-	-	4340	9727	0238
STREET/STRIP	D	Driver Side Dipstick; 2-Pc. Rear Main Seal; Fits Chevy II and Nova (No Power Steering)	6 Qts.	8-1/4"	10.50"	9-1/4"	YES	-	-	-	-	-	7569	-	-	-	-		9727	
CHEVY SB (305-350, 5.0/5.7L) (1979-85)																				
ECONO-SERIES Drag Race & Marine	A	Street Rods, Drag Cars and Boats with Rear Sump; Passenger Side Dipstick; 2-Pc. Rear Main Seal; Oil Pump: Melling #10550, M55, GM #12555884, #14044872 or equivalent	7 Qts.	8"	8"	10-1/2"	YES	1078*	-	-	-	-	-	-	-	-	-	3002 or 4338	2508	
STREET/STRIP	D	Passenger Side Dipstick; 2-Pc. Rear Main Seal; Not for Chevelles with steering behind crossmember, 1962-67 Chevy II, V8 Vega/Monza or 302 engines.	7 Qts.	8-1/4"	11.50"	9-1/4"	YES	-	-	-	-	-	-	8991	-	-	-		9727	
CAST ALUMINUM	E	Passenger Side Dipstick; 2-Pc. Rear Main Seal	4 Qts.	Stock	Stock	Stock	NO	-	-	-	9023	-	-	-	-	-	-		Stock	
SLAM-GUARD	G	Passenger Side Dipstick; 2-Pc. Rear Main Seal	4 Qts.	Stock	Stock	Stock	NO	-	-	-	-	8912	8650	-	-	8913	-		Stock	8650

*When ordering replacement gaskets, specify if pan has notched rails (10 bolt rail) or Standard rails (18 bolt rail). If notched (10 bolt design), order gasket set #3002. If Standard (18 bolt design), order gasket #4338.

OIL PAN TYPE	STYLE REFERENCE LETTER	OIL PAN DETAILS	CAPACITY	DEPTH	WIDTH	LENGTH	BAFFLED	HAMBURGER'S PERFORMANCE			TRANS-DAPT PERFORMANCE					REPLACEMENT GASKET SET	PICKUP #	REFERENCE PHOTO	
								A	B	C	E	1	2	3	4				5
CHEVY SB (305-350, 5.0/5.7L) (1979-85) (Continued)																			
OEM Style	F	Passenger Side Dipstick; 2-Pc. Rear Main Seal; Not for Chevelles with steering behind crossmember, 1962-67 Chevy II, V8 Vega/Monza or 302 engines.	4 Qts.	7"	Stock	Stock	NO	-	-	-	-	9092	8629	9946	-	-	Stock	9092	
OEM Style	F	Passenger Side Dipstick; 2-Pc. Rear Main Seal; Not for Chevelles with steering behind crossmember, 1962-67 Chevy II, V8 Vega/Monza or 302 engines.	4 Qts.	7-1/2"	Stock	Stock	YES	-	-	-	-	5101	-	-	-	-	-	-	
CHEVY SB (305-350/5.0-5.7L) (1986-99)																			
ECONO-SERIES Drag Race & Marine	A	Passenger Side Dipstick; 1-Pc. Rear Main Seal; Street Rods, Drag Cars and Boats with Rear Sump; Oil Pump: Melling #10550, M55, GM #12555884, #14044872 or equivalent	7 Qts.	8"	8"	10-1/2"	YES	1038	-	-	-	-	-	-	-	-	3007	2508	1038
ECONO-SERIES Drag Race & Marine	A	V8 in 1982-04 2&4WD S-10/S-15, Sonoma, Blazer/Jimmy engine swap pan; Passenger Side Dipstick; 1-Pc. Rear Main Seal; Oil Pump: Melling #10550, M55, GM #12555884, #14044872 or equivalent	7 Qts.	9-1/4"	7.50"	7-1/4"	YES	1109	-	-	-	-	-	-	-	-	3007	2509	1109
FABRICATED ALUMINUM	C	Passenger Side Dipstick; 1-Pc. Rear Main Seal	5 Qts.	8"	8"	10-1/4"	YES	-	-	1177	-	-	-	-	-	-	9164	2523	-
CAST ALUMINUM	E	Passenger Side Dipstick; 1-Pc. Rear Main Seal	4 Qts.		Stock	Stock	NO	-	-	-	9022	-	-	-	-	-	-	-	-
SLAM-GUARD	G	Passenger Side Dipstick; 1-Pc. Rear Main Seal	4 Qts.	Stock	Stock	Stock	NO	-	-	-	-	8914	8651	-	-	-	-	Stock	-
OEM Style	F	Passenger Side Dipstick; 1-Pc. Rear Main Seal; Not for Target motors; Not for Chevelles with steering behind crossmember, 1962-67 Chevy II, V8 Vega/Monza or 302 engines.	4 Qts.	7" Deep	Stock	Stock	YES	-	-	-	-	9414	8631	9948	-	-	-	Stock	-
CHEVY 4.8L, 5.3L, 6.0L LS SERIES																			
STREET PERFORMANCE Drag Race & Marine	A	Fits 1982-2004 Chevy / GMC S-10, S-15, S-10 Blazer and S-15 Jimmy trucks, Early-model GM cars and trucks.	5 Qts.	6" Rear Sump	8-1/4"	7"	NO	1108	-	-	-	-	-	-	-	-	4336	2522	1108
FABRICATED ALUMINUM	C	LS swap in Early GM A-Body, F-Body, X-Body; Rear sump; 4.125" Maximum Stroke	5-1/2 QTS	6-1/2"	10-1/2"	9"	YES	-	-	1179	-	-	-	-	-	-	4336	2525	-
CHEVY BB 396-454 (Not Gen V or VI) (1965-90)																			
STREET PERFORMANCE Drag Race & Marine	B	Chevy & Rodeck engines in Tube chassis cars and boats with rear sump pan; Extra Capacity; Accepts OEM dipstick; Oil Pump: Moroso #22150; 4.25" Maximum Stroke	10 Qts.	8"	8.50"	23"	YES	1498	-	-	-	-	-	-	-	-	3004	2568	1498
ECONO-SERIES Drag Race & Marine	A	Chevy & Rodeck engines in Tube chassis cars and boats with rear sump pan; Accepts OEM dipstick; Oil Pump: Moroso #22150, Melling #10770, #M77; 4.25" Maximum Stroke	8 Qts.	8"	8.50"	10-1/2"	YES	1488	-	-	-	-	-	-	-	-	3004	2568	1488
STREET PERFORMANCE	B	For most production chassis; Not for Chevelles with steering behind crossmember, 1962-67 Chevy II, V8 Vega/Monza	6 Qts.	8"	10.50"	10-1/4"	YES	-	0428	-	-	-	-	-	-	-	4341	9730	0428
STREET/STRIP	D	Not for Chevelles with steering behind crossmember, 1962-67 Chevy II, V8 Vega/Monza	6 Qts.	8-1/4"	10.50"	10-1/4"	YES	-	-	-	-	9728	-	9729	-	-	-	9730	-
FABRICATED ALUMINUM	C	4.25" Maximum Stroke	6 Qts.	8"	8"	10"	YES	-	-	1489	-	-	-	-	-	-	4341	2524	1489

OIL PAN TYPE	STYLE REFERENCE LETTER	OIL PAN DETAILS	CAPACITY	DEPTH	WIDTH	LENGTH	BAFFLED	HAMBURGER'S PERFORMANCE				TRANS-DAPT PERFORMANCE					REPLACEMENT GASKET SET	PICKUP #	REFERENCE PHOTO	
								ECONO SERIES™	STREET PERFORMANCE™	FABRICATED ALUMINUM	CAST ALUMINUM	CHROME	SATIN BLACK POWDER-COATED	CHEVY ORANGE POWDER-COATED	FORD BLUE POWDER-COATED	SILVER POWDER-COATED				
								A	B	C	E	1	2	3	4	5				
CHEVY BB 396-454 (Not Gen V or VI) (1965-90) (Continued)																				
OEM Style	F	Not for Chevelles with steering behind crossmember, 1962-67 Chevy II, V8 Vega/Monza or 302.	4 Qts.	Stock	Stock	Stock	NO	-	-	-	-	9294	8632	9921	-	-		Stock	9294	
FORD SB 260-302 (1965-87) Passenger Cars with Front Sump only																				
OEM Style	F	For use on Ford passenger cars only with factory front sump oil pan	4 Qts.	Stock	Stock	Stock	NO	-	-	-	-	9078	8713	-	8348	-		Stock	8348	
FORD SB 260-302 (1965-87) Cars & 2WD Trucks with Front Sump Pan																				
STREET PERFORMANCE	B	For use on Ford cars, trucks and vans with factory front sump oil pan	7 Qts.	9"	12.50"	10"	YES	-	1172	-	-	-	-	-	-	-	-	4342	7421	
STREET/STRIP	D	For use on Ford trucks and vans with factory front sump oil pan	7 Qts.	6-1/4" Front 7-3/4" Rear	8-3/4" Front 13" Rear	4-3/4" Front 9" Rear	YES	-	-	-	-	7416	7418	-	-	-	-		7421	
CASTALUMINUM	E	For Ford vehicles with factory front sump oil pan.	4 Qts.	Stock	Stock	Stock	NO	-	-	-	9026	-	-	-	-	-	-		Stock	9026

CONSTRUCTION

A ECONO-SERIES OIL PANS



Econo-Series Oil Pans are built for serious race vehicles and high performance street-bound engines. While economically priced, these pans have thick .055" Steel cores, trap door baffles, a directional windage tray and crankshaft scraper (excludes #3080 and 3090). Each pan includes a gasket set, special oil pickup, magnetic drain plug and pan flange bolts, so they are ready to go right out of the box. **MAXIMUM STROKE: SB CHEVY 3.875" BB CHEVY- 4.25"**

B STREET PERFORMANCE OIL PANS



Designed for high performance street use, these pans offer additional engine oil capacity than factory pans. Slop baffles help keep the oil in the sump. These pans come equipped with gasket set, oil pick-up, magnetic drain plug and bolts.

C FABRICATED ALUMINUM OIL PANS



Fabricated aluminum and TIG welded construction makes these pans both lightweight and strong. The trap door baffling controls oil to ensure a consistent flow of oil to the engine. Pans include drain plug. Gaskets, pickup and bolts not included.

D STREET & STRIP OIL PANS



Street & Strip pans have a kicked out sump to increase engine oil capacity without sacrificing ground clearance. Ideal for modified muscle car engines. Chrome, yellow zinc, Chevy Orange and Black powder-coated available. Baffled for oil control. Bolts and gaskets sold separately.

E CAST ALUMINUM OIL PANS



These cast aluminum oil pans resemble factory pans, but are manufactured using cast aluminum then polished for a clean, classic look. The polished, finned design suits custom engine projects perfectly. These pans include a set of oil pan bolts. Gaskets sold separately.

F O.E. STYLE (Factory fit) OIL PANS



The factory style pans are designed to replace your damaged, or unsightly engine oil pan. Trans-Dapt offers O.E. Style pans in Chrome, or powder-coated with our durable Chevy Orange, Ford Blue or Satin Black. Bolts, gaskets on pickup not included.

G SLAM-GUARD (ARMORED) OIL PANS



Slam-Guard Oil and Transmission Pans are a Trans-Dapt Exclusive. Each Pan has a 3/16" plate welded into (not onto) the pan's sump floor. They protect the pan from damage caused by speed bumps, dips, driveways or rocks. Available Chrome, Black or Silver powder-coated.

FINISH

1 CHROME FINISH



2 SATIN BLACK POWDER-COAT



3 CHEVY ORANGE POWDER-COAT



4 FORD BLUE POWDER-COAT



5 SILVER POWDER-COAT



OIL PAN TYPE	STYLE REFERENCE LETTER	OIL PAN DETAILS	CAPACITY	DEPTH	WIDTH	LENGTH	BAFFLED	HAMBURGER'S PERFORMANCE				TRANS-DAPT PERFORMANCE					REPLACEMENT GASKET SET	-PICKUP #	REFERENCE PHOTO	
								ECONO SERIES™	STREET PERFORMANCE™	FABRICATED ALUMINUM	CAST ALUMINUM	CHROME	SATIN BLACK POWDER-COATED	CHEVY ORANGE POWDER-COATED	FORD BLUE POWDER-COATED	SILVER POWDER-COATED				
								A	B	C	E	1	2	3	4	5				
FORD SB (260-302W) into '79-93 FOX BODY																				
ECONO-SERIES Road Racing	A	For 1979-93 Mustangs, 1980-88 Thunderbirds; 1/4" NPT provision for pan mounted dipstick; Works with long tube headers; Oil Pump: Melling M83	7 Qts.	5-3/4" / 9"	8-1/2"	-	YES	3080	-	-	-	-	-	-	-	-	-	4342	3083	3080
FABRICATED ALUMINUM	C	For 1979-93 Fox Bodies; Fits 4-bolt main cap; 4.00" Maximum Stroke	7 Qts.	6-1/4" / 9"	-	-	YES	-	-	3085	-	-	-	-	-	-	-	4342	3083	
FORD SB 5.0L into 1983-93 FOX BODY (Mustang, Thunderbird, Cougar)																				
OEM Style	F	For 5.0L Mustangs; Dual sump; 20mm x 1.5 side hole. (uses oil pickup #9755, not included)	4 Qts.	Stock	Stock	Stock	NO	-	-	-	-	9754	8720	-	-	8355	-	-	9755	9754
	F											7572	Unfinished							
SLAM-GUARD	G	For use on 83-93 Ford Fox Body cars with front sump oil pan. (uses oil pickup #9755, not included)	5 Qts.	Stock	Stock	Stock	NO	-	-	-	-	8918	8652	-	-	8919	-	-	9755	8919
FORD SB 5.0L into 1980-96 Trucks and Vans with Rear Sump only																				
OEM Style	F	For Ford Broncos, F100, 150, 250, 350, E150, 250, Class C Motor-homes with rear sump oil pan	4 Qts.	Stock	Stock	Stock	NO	-	-	-	-	9082	9083	-	-	8352	-	-	Stock	9082
FORD SB 351W (1965-87)																				
STREET PERFORMANCE	B	For use on Ford cars, trucks and vans with factory front sump oil pan; Oil Pump: Stock	7 Qts.	9"	12.50"	10"	YES	-	1174	-	-	-	-	-	-	-	-	4342	7421	1174
STREET/STRIP	D	Dipstick in timing cover	8 Qts.	9"	-	-	YES	-	-	-	-	-	7475	-	-	-	-	-	7421	7474
													7474	Yellow Zinc						
FORD SB 351W (1965-87) Front Sump Cars only																				
OEM Style	F	For use on Ford passenger cars with front sump oil pan; No Dipstick	4 Qts.	Stock	Stock	Stock	NO	-	-	-	-	9532	8714	-	-	8350	-	-	Stock	8350
FORD SB 351W (5.8L) (1988-97) Trucks and Vans with Rear Sump only																				
OEM Style	F	For Ford Broncos, F100, 150, 250, 350, E150, 250, Class C motor-homes with rear sump oil pan	4 Qts.	Stock	Stock	Stock	NO	-	-	-	-	9080	9081	-	-	8353	-	-	Stock	9081
FORD SB (351W) 1979 -93 Fox Body																				
ECONO-SERIES	A	For 1979-93 Mustangs, 1980-88 Thunderbirds; 1/4" NPT provision for pan mounted dipstick; Works with long tube headers; Oil Pump: Melling M83	7 Qts.	6-1/2" front 9" rear	8-1/2"	-	YES	3090	-	-	-	-	-	-	-	-	-	4342	3093	3090
FORD SB 351C, 351M, 400 (1970-82) (Ford passenger cars only)																				
STREET PERFORMANCE	B	For use on Ford passenger cars with front sump oil pan; Oil Pump: Requires high volume Melling M-84AHV and 84-AS1 pickup (or equivalent)	8 Qts.	8-5/16"	13.25"	8-3/4"	YES	-	1175	-	-	-	-	-	-	-	-	4343	stock	1175
OEM Style	F	For use on Ford passenger cars with front sump oil pan;	4 Qts.	8"	Stock	Stock	NO	-	-	-	-	9310	8715	-	-	8354	-	-	Stock	
FORD BB 351C, 351M, 400 (1970-82)																				
STREET/STRIP	D	For Ford passenger cars with front sump oil pan; Requires high volume Melling M-84AHV and 84-AS1 pickup (or equivalent)	8 Qts.	8-5/16"	13.25"	8-3/4"	YES	-	-	-	-	9301	9306	-	-	-	-	-	Stock	9306
FORD BB 352-390-406-427 OR 428 (Not 428 C) Front Sump Cars																				
OEM Style	F	Passenger cars with front sump only	5 Qts.	Stock	Stock	Stock	NO	-	-	-	-	9330	8716	-	-	8349	-	-	Stock	
FORD BB 429-460 (1968-78)																				
OEM Style	F	Passenger cars with front sump only	4 Qts.	8-1/4"	Stock	Stock	NO	-	-	-	-	6969	8718	-	-	8351	-	-	Stock	6969
MOPAR SB 273-318-340 (1964-87)																				
OEM Style	F	Passenger cars with LA engine	4 Qts.	7-1/2"	Stock	Stock	NO	-	-	-	-	9311	8709	-	-	-	-	-	Stock	

OIL PAN TYPE	STYLE REFERENCE LETTER	OIL PAN DETAILS	CAPACITY	DEPTH	WIDTH	LENGTH	BAFFLED	HAMBURGER'S PERFORMANCE			TRANS-DAPT PERFORMANCE					REPLACEMENT GASKET SET	PICKUP #	REFERENCE PHOTO	
								A	B	C	E	1	2	3	4				5
MOPAR SB 360 (1971-80)																			
OEM Style	F	For passenger cars only. Not for trucks or vans	4 Qts.	Stock	Stock	Stock	NO	-	-	-	-	9088	-	-	-	-	Stock		
MOPAR HEMI 392 (1955-58)																			
OEM Style	F		5 Qts.	Stock	Stock	Stock	NO	-	-	-	-	9089	-	-	-	-	Stock	9089	
MOPAR BB 361-440 B AND RB, HEMI 426 (1967-87)																			
STREET PERFORMANCE	B	Fits most production chassis. Not for 1962-65 Production chassis or "C-Body"; Oil Pump: Stock	7 Qts.	7"	8"	10"	YES	-	0777	-	-	-	-	-	-	-	4347	7574 or 7575	0777
OEM Style (High Capacity)	F	7" Deep Sump	7 Qts.	7-1/4"	Stock	Stock	YES	-	-	-	-	7573	-	-	-	-		7574 or 7575	
OEM Style	F		5 Qts.	5"	Stock	Stock	NO	-	-	-	-	9496	8712	-	-	-		7574 or 7575	9496
OLDSMOBILE 330-455 (1964-80)																			
OEM Style	F	Not for use on 1975 400 engine	4 Qts.	7"	Stock	Stock	NO	-	-	-	-	9397	8724	-	-	-	Stock	9397	
PONTIAC 265-455 (1959-81)																			
OEM Style	F		4 Qts.	Stock	Stock	Stock	NO	-	-	-	-	9337	8725	-	-	-	Stock	9337	

CONSTRUCTION

A ECONO-SERIES OIL PANS



Econo-Series Oil Pans are built for serious race vehicles and high performance street-bound engines. While economically priced, these pans have thick .055" Steel cores, trap door baffles, a directional windage tray and crankshaft scraper (excludes #3080 and 3090). Each pan includes a gasket set, special oil pickup, magnetic drain plug and pan flange bolts, so they are ready to go right out of the box. **MAXIMUM STROKE: SB CHEVY 3.875" BB CHEVY- 4.25"**

B STREET PERFORMANCE OIL PANS



Designed for high performance street use, these pans offer additional engine oil capacity than factory pans. Slush baffles help keep the oil in the sump. These pans come equipped with gasket set, oil pick-up, magnetic drain plug and bolts.

C FABRICATED ALUMINUM OIL PANS



Fabricated aluminum and TIG welded construction makes these pans both lightweight and strong. The trap door baffling controls oil to ensure a consistent flow of oil to the engine. Pans include drain plug. Gaskets, pickup and bolts not included.

D STREET & STRIP OIL PANS



Street & Strip pans have a kicked out sump to increase engine oil capacity without sacrificing ground clearance. Ideal for modified muscle car engines. Chrome, yellow zinc, Chevy Orange and Black powder-coated available. Baffled for oil control. Bolts and gaskets sold separately.

E CAST ALUMINUM OIL PANS



These cast aluminum oil pans resemble factory pans, but are manufactured using cast aluminum then polished for a clean, classic look. The polished, finned design suits custom engine projects perfectly. These pans include a set of oil pan bolts. Gaskets sold separately.

F O.E. STYLE (Factory fit) OIL PANS



The factory style pans are designed to replace your damaged, or unsightly engine oil pan. Trans-Dapt offers O.E. Style pans in Chrome, or powder-coated with our durable Chevy Orange, Ford Blue or Satin Black. Bolts, gaskets and pickup not included.

G SLAM-GUARD (ARMORED) OIL PANS



Slam-Guard Oil and Transmission Pans are a Trans-Dapt Exclusive. Each Pan has a 3/16" plate welded into (not onto) the pan's sump floor. They protect the pan from damage caused by speed bumps, dips, driveways or rocks. Available Chrome, Black or Silver powder-coated.

FINISH

1 CHROME FINISH



2 SATIN BLACK POWDER-COAT



3 CHEVY ORANGE POWDER-COAT



4 FORD BLUE POWDER-COAT



5 SILVER POWDER-COAT







9005



9026



9081



9082



9089



9092



9294



9306



9337



9397



9496



9754

OIL PAN ACCESSORIES

OIL PAN GASKETS



4340



9015

O.E. STYLE GASKET SETS

Trans-Dapt's O.E. style oil pan gasket sets are standard-duty and come complete with rubber end seals and cork side rails.

HEAVY-DUTY GASKET SETS

Trans-Dapt's Heavy-Duty oil pan gasket sets utilize a high-density nitrile rubber compound for the side rail gaskets for better resistance against seepage. Each kit also comes with rubber end seals.

ENGINE	YEARS	O.E. STYLE GASKETS	HEAVY-DUTY GASKETS	HAMBURGER'S OIL PAN COMPATIBILITY
SB Chevy 283-400	55-78	4340	9015	0168, 0238, 1171
SB Chevy 283-400	55-78	3001	-	1088, 1099
SB Chevy 283-400 (Special 10-Bolt Flange Design)	55-78	3008	-	1088, 1099 (old design)
SB Chevy for 2-Piece Rear Main Seal	55-78	4337	-	-
SB Chevy 305-350	79-85	9013	9016	-
SB Chevy 305-350	79-85	3002	-	1078
SB Chevy for 2-Piece Rear Main Seal	79-85	4338	-	-
SB Chevy 305-350	86-00	9164	-	-
SB Chevy 305-350	86-00	3007	-	1038, 1109
SB Chevy for 1-Piece Rear Main Seal	86-00	4339	-	-
LS Oil Pan 1-Piece Gasket	00-Up	4336	-	1108, 1179
BB Chevy 396-454	65-90	4341	9017	0428
BB Chevy 396-454 (Notched Rails)	65-90	3004	-	1488, 1498
SB Chrysler 273-340	64-87	4345	-	-
SB Chrysler 360	71-80	4346	-	-
BB Chrysler 383-400-440	67-87	4347	-	0777
SB Ford 260-289-302-351W	65-87	4342	-	1172, 1174, 3080, 3090
SB Ford 351C-351M-400M	70-82	4343	9018	1175
BB Ford 352-428	58-76	4344	-	-
BB Ford 429-460	68-78	9014	-	-
Olds 330-455	64-80	4348	-	-
Pontiac 265-455	59-81	4349	-	-

* These gasket sets are designed specifically for Hamburger's Oil Pans and not for use with any other oil pans.

HAMBURGER'S OIL PAN SPREADER BARS CHROME



Spreader bars re-distribute the torque load of the pan bolts to improve the sealing capabilities of the pan rails. Because of the notched rails on Hamburger's ECONO-SERIES Pans, spreader bars must be used to ensure a tight seal.

ENGINE	PART #
SB Chevy 283-400; '55-78 - Chrome	1188⁺
SB Chevy 305-350; '79-99 - Chrome	1178⁺
BB Chevy 396-454; '65-90 - Chrome	1588⁺

HAMBURGER'S OIL PAN DRAIN PLUG & DIPSTICK



3020⁺

1180⁺

DESCRIPTION	PART #
Magnetic Drain Plug & Seal; 1/2"-20	1180⁺
Dipstick for discontinued 3037, 3047, 3057	3020⁺

OIL PAN ACCESSORIES (CONTINUED)

OIL PAN PUMP PICK-UPS




FOR USE WITH THESE PANS	PICK-UP CONNECTION TYPE	PART #	FOR USE WITH THESE PANS	PICK-UP CONNECTION TYPE	PART #
1038, 1078, 1088	5/8" Push-on	2508⁺	3090	Stock Bolt-on	3093⁺
1099, 1109	5/8" Push-on	2509⁺	1171	5/8" Push-on	7114⁺
1106	Stock Bolt-on	2521⁺	1172, 1174	Stock Bolt-on	7421⁺
1108	Stock Bolt-on	2522⁺	0777	3/8-18" Thread	7574⁺
1488, 1498	3/4" Push-on	2568⁺	0777	1/2"-14 Thread	7575⁺
1176, 1177	5/8" Push-on	2523⁺	0168, 0238	5/8" Push-on	9727⁺
1179	Stock Bolt-on	2525⁺	0428	3/4" Push-on	9730⁺
3080	Stock Bolt-on	3083⁺	7572, 8720, 8355, 9754	Stock Bolt-on	9755

⁺ Designed for use with Hamburger's Oil Pans only.

OIL PAN BOLTS

Replace greasy, worn out bolts with a new set of Chrome-Plated bolts. Bolts & Star Lockwashers.



ENGINE & YEAR	KIT CONTENTS	PART #
SB Chevy V8/90° V6 and Oldsmobile	1/4-20 x 1/2" (14) 5/16-18 x 1/2" (4)	9271
BB Chevy, Pontiac & Mopar	1/4-20 x 1/2" (2) 5/16-18 x 1/2" (20)	9272
SB Ford 289-351W & AMC	5/16-18 x 3/4" (6) 1/4-20 x 1/2" (18)	9287
BB Ford 390-428 & Buick V6	5/16-18 x 3/4" (20)	9289
LS Series Steel	8mm 1.25 x 14mm (14)	9469
LS Series Aluminum	8mm 1.25 x 22mm (14)	9470

OIL PAN STUDS

Makes gasket and pan installation easy. Grade 8 studs and serrated lock nuts.



ENGINE & YEAR	PART #
Chevy 283-350 & 229 V6	9594
Chevy 396-454	9595

TRANSMISSION PANS

CHROME & ALUMINUM

Trans-Dapt's assortment of stamped steel and aluminum transmission pans lets you improve the look of your vehicle's undercarriage, and in some cases, increase your transmission fluid capacity to run cooler and leaner. New for this catalog are Trans-Dapt's Black and Yellow Zinc models.



ENGINE	STYLE	DEPTH	CHROME PART#	BLACK PART#	ZINC PART#	ALUMINUM PART#
700R4/4L60E	FINNED	2-5/8"	9740	9746	9747	8898
700R4/4L60E	FINNED	2-7/8"	-	-	-	9107
700R4/4L60E Extra Capacity adds 2 Qts.	FINNED	3-1/2"	9741^o	-	-	-
Ford AOD; '80-91	FINNED	Stock	9732	-	-	-
Ford C-4	FINNED	2-3/8"	9531	-	-	-
Ford C-4 Extra Capacity	FINNED	3-1/2"	9110	-	-	-
Ford C-6	FINNED	2-3/8"	9125	-	-	-
Ford C-6 Extra Capacity	FINNED	1-3/4"	9109	-	-	-
Powerglide	FINNED	2"	9124	-	-	-
TH-350	PLAIN	2-1/4"	9074	-	-	-
TH-350	FINNED	2-1/4"	9122	-	-	8896
TH-350 Extra Capacity adds 2 Qts.	FINNED	3-1/2"	9198^o	-	-	-
TH-400	FINNED	2-3/8"	9121	-	-	8897
TH-400 Extra Capacity adds 1-1/2 Qts	FINNED	3"	9197^o	-	-	-
Turbo 400 Extra Capacity adds 2-1/2 Qts	FINNED	4"	9106	-	-	-
Torqueflite 727 (Chrysler, Dodge, Plymouth)	FINNED	Stock	9733	-	-	-
Torqueflite 727 Extra Capacity	FINNED	1-3/4"	9108	-	-	-

ENGINE	STYLE	DEPTH	ALUMINUM
GM TH-350 Fabricated Aluminum - Stock Depth	PLAIN	2-5/8"	9105

^o Deeper pickup required.



Slam-Guard™ Pans have a 3/16" thick skid plate to protect your pan against bottoming out which could puncture, or severely damage the pan and cause catastrophic engine failure.



Armor-Plated Transmission Pans


TRANSMISSION	DEPTH	CAPACITY	CHROME	POWDER-COATED BLACK
TH400	Stock	Stock	8922[^]	8654[^]

[^] Part number will be discontinued when current inventory is depleted.

Slam-Guard™ pans are a must for ANY LOWERED OR OFF-ROAD VEHICLE. Slam-Guard Oil Pans Also Available. Refer to Oil Pan section.

ENGINE OIL DIPSTICKS
CHROME & ALUMINUM

Replace your bent or rusty Dipstick with a Trans-Dapt O.E.M. replacement with chrome-plated dipstick and tube kit; upgrade to a fully-polished billet aluminum handle; or upgrade to a fully-polished handle AND a flexible braided tube. Designed to bolt to block from the inside of heddgers. Includes O-rings (if needed) and mounting bracket.

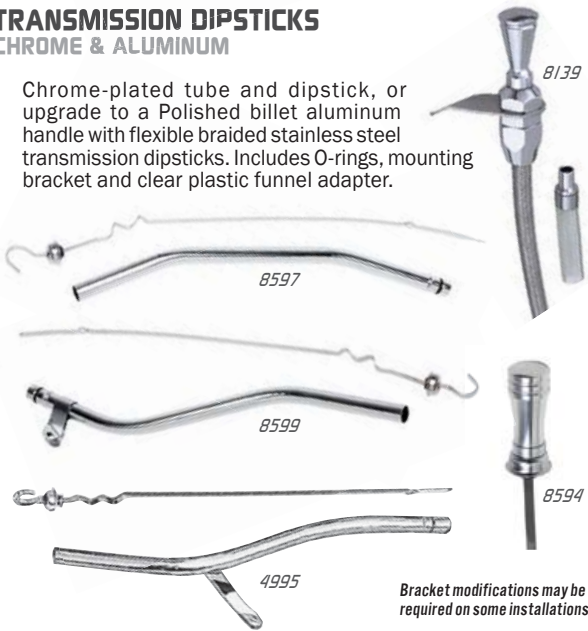


*Compare length & markings against stock dipstick before installing.

ENGINE	YEARS	ALUMINUM			CHROME	
		HANDLE ONLY	HANDLE W/ FLEXI TUBE	DIPSTICK LENGTH	OEM CHROME	DIPSTICK LENGTH
Chevy 283-400	55-78	8900 †	8141 †	19"	4957 †	19"
Chevy 283-400 Dipstick ONLY, Tube not included	55-78	8598 †	-	-	-	-
Chevy 305-350	79-85	8905 †	8142 †	26"	9420 †	23"
Chevy Camaro/Firebird 305-350	82-85	-	-	24-1/2"	9231 †	24-1/2"
Chevy 396-454	65-90	8901 †	8143 †	21"	4958 †	21"
Chrysler 318-340-360	64-87	8593 †	-	21"	9224 †	21"
Chrysler 383-440	67-87	8904 †	-	23"	9225 †	23"
Ford 260-289-302	65-87	8902 †	-	20-1/4"	9221 †	20-1/4"
Ford 351 Windsor	69-81	-	-	20"	9222 †	20"
Ford 351 Cleveland	70-82	-	-	20-1/2"	9223 †	20-1/2"
Olds 350-455 & 403/6.6L Pontiac Trans-Am & Firebird	64-80	-	-	20"	9404 †	20"
Pontiac V8 (Not 389 or 403)	65-79	-	-	17-1/2"	9405 †	17-1/2"

TRANSMISSION DIPSTICKS
CHROME & ALUMINUM

Chrome-plated tube and dipstick, or upgrade to a Polished billet aluminum handle with flexible braided stainless steel transmission dipsticks. Includes O-rings, mounting bracket and clear plastic funnel adapter.



Bracket modifications may be required on some installations.

ENGINE	ALUMINUM			CHROME	
	HANDLE W/ FLEXI TUBE	MOUNTING LOCATION	DIPSTICK LENGTH	OEM CHROME	DIPSTICK LENGTH
GM TH-350	8138 †	Bellhousing	17-3/8"	4994 †	34"
Chevy TH-350	-	-	27"	9421 †	27"
GM TH-400	8139 †	Bellhousing	17-3/8"	4995 †	24"
GM Powerglide	8145 †	Firewall	27"	-	27"
GM Turbo 350	8594 †	-	34"	-	34"
GM Turbo 400	8595 †	-	24"	-	24"
GM Turbo 350	8596 †	-	27"	-	27"
Chevy Powerglide (Aluminum Case)	-	-	23"	9422 †	23"
GM 4L60	8147 †	Firewall	28"	-	28"
GM 4L60E	8146 †	Firewall	27-5/8"	-	27-5/8"
GM TH-700R4	8140 †	Bellhousing	15-1/8"	-	15-1/8"
Chrysler Torqueflite A904	8148 †	Firewall	28"	-	28"
Ford C-4	-	-	-	8597 †	21-1/2"
Ford C-6	-	-	-	8599 †	20-1/4"
Ford C-6	8144 †	Firewall	28-3/4"	-	28-3/4"

FLEXPLATE COVERS

Replace your dented or rusty flexplate, torque converter cover with a smooth chrome-plated, powder-coated, or polished aluminum-finned flexplate cover.



DESCRIPTION	CHROME COVER	ALUMINUM COVER	POWDER ORANGE
TH-350/400 Aluminum	9588	9586	9892
Powerglide Chrome	9417	-	9893
700R4 Chrome	9589	-	9895

MAGNETIC DRAIN PLUGS



Extends transmission and engine life by keeping dangerous metal shavings away from expensive internal parts.

DESCRIPTION	PART #
1/2" -20 Standard (Oil Pans Only)	9062
3/8" -18 NPT (Transmission & Oil Pans)	9063
1/2" -14 NPT (Transmission & Oil Pans)	9064

TRANSMISSION PAN BOLTS



Grade 5 chrome-plated 5/16" -18 X 3/4" and 1" bolts add the finishing touch to your new transmission pan installation.

DESCRIPTION	PART #
3/4" Hex Head Bolts (14) GM-Ford-Mopar	9692
1" Hex Head Bolts (14) GM-Ford-Mopar	9252

*Compare length & markings against stock dipstick before installing.

TIMING CHAIN COVERS CHROME & POWDER-COATED


Trans-Dapt's line of Stamped Steel Timing chain covers now includes Black and Chevy Orange Powder-Coated models, in addition to their already popular Chrome Steel models. Chevy, GM and Mopar applications available. Many models sold as complete set, as well as cover only, or cover only with tab. Optional timing cover tabs also in stock.



9392



4934



9001

ENGINE	YEARS	KIT CONTENTS					CHROME	POWDER-COATED		
		COVER	GASKET	TAB	BOLTS	SEAL		BLACK	ORANGE	RAW
Chevy V8 283-400; 4.3L V6 (Not LTI)	55-95	Y	Y	Y	Y	Y	9000	-	-	-
Chevy V8 283-400; 4.3L V6 (Not LTI)	55-95	Y	-	-	Y	-	-	8639	-	-
Chevy V8 283-400; 4.3L V6 (Not LTI)	55-95	Y	-	Y	-	-	4934	-	-	-
Chevy V8 283-400; 4.3L V6 (Not LTI)	55-95	Y	-	-	-	-	-	8636	9915	9411
Chevy V8 283-400; 4.3L V6 (Not LTI) Timing Cover CAP (fits over stock cover)	55-95	Y	-	-	Y	-	9819	-	9922	-
Chevy 396-454	66-90	Y	Y	Y	Y	Y	9001	-	-	-
Chevy 396-454	66-90	Y	-	Y	-	-	4935	-	-	-
Chevy 396-454	66-90	Y	-	-	-	-	-	8637	9914	-
GM Iron Duke	77-81	Y	-	-	-	-	-	4937	-	-
Mopar 383-440	58-79	Y	-	Y	-	-	9392	-	-	-



9915



8636



9819



9922

Fits over stock timing cover. Oil pan & harmonic balancer removal not required.

LS ENGINE 2-PIECE TIMING COVERS BILLET ALUMINUM

The 2-piece design of Hamburger's new billet timing cover for Gen IV LS engines allows the upper portion of the cover to be removed for cam changes or tuning, while the lower half stays bolted to the front of the block, preserving the main seal. You'll never need to drop the oil pan to access the cam, and the unit incorporates an O-ring seal into the bottom half of the cover that mates with the smoothly machined flange on the upper section to offer a leak-free seal.

- ▶ O-Ring Seal Between Top & Bottom Sections
- ▶ Allows Cam Changes without Dropping the Oil Pan
- ▶ Works With Double Roller Timing Chains
- ▶ Works With Factory Seals
- ▶ Includes Stainless Steel Mounting Hardware
- ▶ CNC Machined 6061-T6 Aluminum Construction



1104



1105



DESCRIPTION	PART #
2-Piece Timing Cover for Gen III LS Series; No Cam Sensor in Cover	1104
2-Piece Timing Cover for Gen IV LS Series; Cam Sensor in Cover	1105



**SB CHEVY '55-95
2-PIECE TIMING COVERS
NOT FOR LTI**



SB Chevy, two-piece timing cover sets make cam changes and adjustments a breeze without having to drop the pan. Timing cover #8909 is Chrome, cover #s 9923 & 8638 are powder-coated models, and our new 6049 is polished Cast Aluminum.

ENGINE	YEARS	KIT CONTENTS					CHROME	POWDER-COATED		ALUMINUM
		COVER	GASKET	TAB	BOLTS	SEAL		BLACK	ORANGE	
Chevy V8 283-400 & 4.3L V6 (Not LTI)	55-95	Y	Y	N	N	N	8909	8638	9923	6049


**SB & BB CHEVY
TIMING COVER
ALUMINUM**

Trans-Dapt's SB & BB Chevy Billet-style, polished aluminum timing chain covers look great on any classic Chevy engine. Available in a complete kit form, or cover only. Will not clear double roller timing chains.



ENGINE	YEARS	DESCRIPTION	PART #
SB Chevy 283-400 (Not LTI)	55-95	Cover Only	6010
SB Chevy 283-400 (Not LTI)	55-95	Cover & Tab	6014
SB Chevy 283-400 (Not LTI)	55-95	Cover, Tab & Gasket	6015
BB Cover 396-502 (GEN 5)	91-95	Cover Only	6042
BB Cover 396-502 (GEN 6)	96-00	Cover Only	6043

**TIMING COVER TABS
CHROME**



ENGINE	HARMONIC BALANCER DIAMETER	DESCRIPTION	PART #
Chevy V8 283-400; 4.3L V6	6"-7"	Chrome Tab	4960
Chevy V8 283-400; 4.3L V6	7"	Chrome Tab with POINTER	9178
Chevy V8 283-400; 4.3L V6	8"	Chrome Tab with POINTER	9179
Chevy 396-454	8"	Chrome Tab	4961
Chevy 396-454	8"	Chrome Tab with POINTER	9180
Mopar 383-440	All	Chrome Tab	9393

**TIMING COVER TABS
ALUMINUM**



ENGINE	HARMONIC BALANCER DIAMETER	DESCRIPTION	PART #
Chevy V8 283-400; 4.3L V6	6"-7"	POLISHED Aluminum Tab for #6010	6013
Chevy V8 283-400; 4.3L V6	6"-7"	POLISHED & CHROMED Aluminum Tab for #6010	6094
Chevy 396-454	6"-7"	POLISHED Aluminum Tab for #6042	6082

**CHEVY TIMING
COVER GASKETS**

Cellulose-Nitrile material. Sold in sets.



DESCRIPTION	PART #
Chevy 283-400 without seal	4363
Chevy 283-400 with seal	4364
Chevy 283-400 for use with 2-Piece Timing Cover Sets	8975
Chevy 396-454 without seal	4365
Chevy 396-454 with seal	4366

**TIMING COVER BOLTS
CHROME & ZINC**



Complete set of Grade 5 hex head bolts and washers.

ENGINE	CHROME	YELLOW ZINC
SB Chevy 283-400 V8 & 4.3L V6 (For Steel / Chrome Covers)	9273	4920
SB Chevy 283-400 V8 & 4.3L V6, Socket Head Bolts (For Aluminum Covers only)	9284	-
Chrysler 383-400	9471	-

WATER NECKS CHROME & POWDER-COATED

ENGINE	YEARS	CHROME		POWDER-COATED Ⓞ			REPLACEMENT O-RING
		O-RING Ⓞ STYLE	GASKET Ⓞ STYLE	ASPHALT BLACK	CHEVY ORANGE	FORD BLUE	
Chevy SB & BB V8 Early-Model	55-64	9228	4788	8633	9928	-	9243
Chevy SB & BB V8 Late-Model	66-75	9229	4789	8634	9929	-	9243
Chevy/GM Late SB & BB V8 (1/2" NPT Port)	66-75	9468	-	8635	9930	-	9243
Chevy SB & BB (Straight Up Design)	55-64	9647	-	8648	9955	-	9243
Ford 260-289-302-351W (45° Neck)	65-75	9440	-	8582	-	8340	9441
Ford 390-427-428 (3/8" NPT Port)	57-76	9524	-	8583	-	8341	-
Ford 429-460 (3/8" NPT Port)	68-79	9415	-	8584	-	8342	9416
Ford Mustang	79-95	9418	-	8585	-	8343	-
Mopar V8	All	-	4987	8586	4991	-	-
Olds 330-455	64-90	-	9403	8587	-	-	-
Pontiac V8 (Except 389)	64-79	9230	-	8588	-	-	9243



Ⓞ All O-ring style water necks come with O-ring & hardware. Ⓞ Gasket style water necks come with gasket & hardware. Ⓞ All powder-coated water necks are O-ring style.

WATER NECKS ALUMINUM



Quality polished aluminum construction. O-Ring seal & Stainless bolts included.

Replacement Chevy O-ring #6012.

TRANSMISSION	YEARS	WATERNECK DESIGN	PART #
Chevy SB & BB V8	66-75	Straight Up	6002
Chevy SB & BB V8	66-75	15° Swivel	6016
Chevy SB & BB V8	66-75	45° Swivel	6003
Chevy SB & BB V8	66-75	90° Swivel	6007
Ford Mustang	79-95	90° Neck	6129
Pontiac V8 (Not 389)	64-79	90° Swivel	6132

RADIATOR & HEATER HOSE KITS STAINLESS STEEL

RADIATOR HOSE KITS

Trans-Dapt's Stainless Steel radiator hose kits look sharp and are available in lengths up to 4ft. long. Each kit comes complete with a 1 3/4" diameter corrugated stainless tube, as well as, a pair of chrome or polished aluminum end caps, 1 3/4" rubber sleeves, 1 1/4" and 1 1/2" rubber reducers and four worm gear clamps. Our 48" kits include FOUR aluminum ends, allowing the tubing to be cut in two for multi-hose or multi-car use. Kits are available with CHROME or POLISHED aluminum hose ends.



HOSE LENGTH	HOSE DIAMETER	CHROME HOSE ENDS	POLISHED HOSE ENDS
12"	1-3/4"	8201	8200
24"	1-3/4"	8203	8202
36"	1-3/4"	8205	8204
48"	1-3/4"	8207	8206

HEATER HOSE KIT

Trans-Dapt's Stainless Steel heater hose kits come equipped a pair of 3/4" corrugated tubes, four aluminum end caps, four 3/4" rubber sleeves, four 5/8" rubber reducers and eight worm gear hose clamps. Kits are available with either Polished aluminum or Chromed aluminum ends.



HOSE LENGTH	HOSE DIAMETER	CHROME HOSE ENDS	POLISHED HOSE ENDS
44"	3/4"	8209	8208

RADIATOR OVERFLOW TANKS STAINLESS STEEL

Trans-Dapt radiator overflow tanks are both functional and stunning to look at. They work under the same principals as O.E.M. tanks. Precision manufactured for a leak-proof seal and lasting durability. 1/4" hose required.

TANK CAPACITY	TANK DIAMETER	TANK LENGTH	PART #
20 oz.	2"	13"	6910
24 oz.	2"	15"	6911
28 oz.	2"	17"	6971
32 oz.	2"	19"	9910
36 oz.	3"	10"	9911
56 oz.	3"	16"	9912
Replacement Cap			6909



WATER PUMP & INTAKE MANIFOLD FITTINGS CHROME & ALUMINUM



DESCRIPTION	PART #
1/2" NPT Water Pump Fitting (3/4" Hose)	9514
1/2" NPT Intake Manifold Fitting (5/8" Hose)	9515
1/2" NPT Water Pump Fitting (3/4" Hose)-Aluminum	9522
1/2" NPT Water Pump Fitting (5/8" Hose)-Aluminum	9523

RADIATOR CAPS ALUMINUM

Polished aluminum, 16lb. pressure radiator cap.



DESCRIPTION	PART #
Aluminum Radiator Cap	6017
Aluminum Radiator Cap	6116

AIR-CONDITIONING BRACKET SETS
BILLET ALUMINUM



Trans-Dapt Polished, Billet Aluminum air-conditioning brackets are precision crafted and the classic design complements our selection of custom aluminum valve covers and accessories. Brackets include all necessary bolts and hardware. Air-conditioning brackets are inward mount.

ENGINE	YEARS	WATER PUMP TYPE	PART #
Chevy 283-350	55-68	SHORT	7816
Chevy 396-454	65-68	SHORT	7881

ALTERNATOR & HEADER BRACKETS
CHROME



Brackets 9008 and 9254, 4869 and 9234 are designed to be used together.

ENGINE	YEARS	WATER PUMP TYPE	BRACKET POSITION	CHROME	BLACK PAINT
Chevy 283-350	55-69	SHORT	Left or RIGHT	9008	4869
Chevy 283-350	55-69	SHORT	LEFT	9254	9234
Chevy 283-350 V8 thru '77. Use with long axial style A/C compressor. Use on stock manifolds or with headers.				9513	-

CUSTOM ALTERNATOR BRACKETS
CHROME



ENGINE	YEARS	WATER PUMP TYPE	BRACKET POSITION	PART #
Chevy 283-350	65-68	SHORT	Top	9319
Chevy 305-350	69-75	LONG	Top	9320
Chevy 305-350	76-86	LONG	Top	9321
Chevy 396-454	69-95	LONG	Top	9320
Universal alternator/generator arm. 1" wide and 14" long 4" adjusting slot				9079

"DEM STYLE" CHEVY ALTERNATOR BRACKETS
CHROME



ENGINE	YEARS	WATER PUMP TYPE	BRACKET POSITION	CHROME	POWDER-COATED
					BLACK
SB Chevy 283-350	65-68	SHORT	Top	9315	8515
SB Chevy 305-350	69-86	LONG	Bottom	9637	8537
SB Chevy 305-350 (Top bracket bolts to intake manifold)	76-86	LONG	Set	9317	8517
SB Chevy 305-350 (Top bracket bolts to water neck)	69-75	LONG	Set	9316	8516
BB Chevy 396-454	65-68	SHORT	Top	9581	8581
BB Chevy 396-454	65-68	SHORT	Bottom	9502	8502
BB Chevy 396-454	66-00	LONG	Top	9318	8518
BB Chevy 396-454	66-00	LONG	Bottom	9638	8538

ALTERNATOR BRACKET SETS
CHROME



DESCRIPTION	PART #
Chrysler 318-340-360 Bracket Set	9456
Chrysler 383-440 Bracket Set	9457
Ford 289-302-351W Bracket Set	9455

LOW-MOUNT ALTERNATOR BRACKETS
CHROME



ENGINE	YEARS	WATER PUMP TYPE	ALTERNATOR POSITION	1-PIECE MODEL	2-PIECE MODEL
Chevy 283-350	55-68	SHORT	LOWER LEFT	9758	8990

RADIATOR SUPPORT PANELS CHROME & POWDER-COATED

Available in Chrome or Satin Black Powder-Coated finish! These panels fit right up front & center of the core support. Chrome bolts included.



VEHICLE	YEARS	RADIATOR TYPE	POWDER-COATED	
			CHROME	BLACK
Chevy Camaro	70-81	STANDARD	9425	8425
Chevy Camaro	70-81	HEAVY-DUTY	9426	8426
Chevy Chevelle	68-73	STANDARD	9427	8427
Chevy Chevelle	68-77	HEAVY-DUTY	9428	8428
Chevy Nova	68-79	STANDARD	9427	8427
Chevy Pickup w/auto trans.	73-80	STANDARD	9673	8673

RADIATOR PANEL SPECIFICATIONS

PART #'S	LENGTH	WIDTH	NUMBER OF BOLTS	GM CROSS REFERENCE#
9425 & 8425	23-7/8"	5-1/4"	3	360637
9426 & 8426	28-11/16"	5-1/2"	3	14015198
9427 & 8427	24"	5-1/4"	3	360633
9428 & 8428	31-3/8"	5-3/4"	4	354021
9673 & 8673	30"	6-1/2"	4	-

RADIATOR SUPPORT BARS ALUMINUM & POWDER-COATED



VEHICLE	YEARS	CHROME	POWDER-COATED		POLISHED ALUMINUM
			BLACK		
Chevy Camaro, Pontiac Firebird	67-69	9175	9924		9166
Chevy Camaro (only)	70-81	9176	9925		9167

FAN SHROUDS & RADIATOR CAP COVER CHROME



VEHICLE	WIDTH	DIAMETER	CHROME
Fan Shroud - Chrome	3"	20"	9453
Fan Shroud - Chrome	5"	20"	9454
Water Reservoir Cap Cover - Chrome 88-99 Chevy/GMC Pickups & most cars.			8833

HOOD LATCH KIT CHROME



This Chrome/Steel kit is a high-quality, direct fit OE style replacement hood latch. It includes all necessary mounting hardware.

DESCRIPTION	PART #
Hood Latch Kit for 67-81 Camaro ONLY - CHROME	9473

HOOD LOCK KIT



Includes stainless steel plates, locks, plated catch studs, jam nuts & sheet metal screws. Adjustable for various hood heights. Fits most cars.

NOT DESIGNED TO REPLACE STOCK HOOD LATCH MECHANISM!

DESCRIPTION	PART #
Universal Hood Lock Set	4062

HOOD/DECK PIN SETS CHROME

Hairpin & Flip-over Style pins available. Chrome plated. Lanyards have plastic sheath.



DESIGN STYLE	FINISH	KIT CONTENTS	WITH LANYARDS	WITHOUT LANYARDS
Hairpin	Chrome/Steel	1 pr.	4094	4051
3/16" Flip-Over	Chrome/Steel	1 pr.	4095	4056
1/4" Flip-Over	Chrome/teel	1 pr.	-	9669

HOOD & DECK PIN REPLACEMENT PARTS



DESIGN STYLE	FINISH	KIT CONTENTS	PART #
Replacement Hairpins	Chrome / Steel	1 pr.	4052
Replacement 3/16" Flip-Over Pins	Chrome / Steel	1 pr.	4097
Replacement 1/4" Flip-Over Pin	Chrome / Steel	1 pr.	9670
Replacement Lanyards (24" Long)	Steel with Plastic Sheathing	1 pr.	4054

POWER STEERING CAP CHROME



Chrome-plated plastic cover snaps over the O.E.M. filler cap on Saginaw power steering pumps. Fits GM cars & trucks including 1988-99 Chevy and GMC full-size pickups (Old Body) in addition to many Ford and Chrysler applications.

DESCRIPTION	PART #
Saginaw Power Steering Cap Cover	9257

BRAKE MASTER CYLINDER COVERS CHROME

Chrome-plated steel master cylinder cover replace your stock steel cover. Comes complete with retaining bails. Rubber seals not included.



9100



9101

APPLICATION	WIDTH	LENGTH	CLOSURE TYPE	PART #
EARLY GM	2-3/8"	5"	Single Bail	9100
EARLY GM	3"	5-5/8"	Single Bail	9101
EARLY GM	3"	5-3/4"	Dual Bail	9102
Ford '73-83			Single Bail	9103
Mopar '71-79 (Power Brakes Only)			Single Bail	9104

GM MASTER CYLINDER BRAKE COVER APPLICATION REFERENCE CHART

VEHICLE	YEARS	VEHICLE BRAKE SYSTEM	PART #
Camaro, Caprice, El Camino, Impala Chevelle, Cutlass, Le Mans, Skylark, Monte Carlo	71-72	Manual & Power Drum Brakes	9101
Camaro, Caprice, Impala, Firebird, Malibu, Monte Carlo	67-70	Manual & Power Drum Brakes	9100
Camaro, Firebird	70-75	Power Disc; Rear Drum Brakes	9101
Camaro, Firebird, El Camino (except power disc), Impala, Malibu, Monte Carlo	67-80	Manual Disc; Rear Drum Brakes	9102
Camaro, Firebird, Impala, Caprice	76-80	Manual or Power Brake	9101
Caprice, Impala, Chevelle, El Camino, Monte Carlo	71-75	Manual Disc; Rear Drum Brakes	9101
Chevelle, Cutlass, Le Mans, Skylark, Nova	76-79	Manual or Power Brake	9101
Chevelle, Cutlass, Le Mans, Skylark	67-72	Manual & Power Drum Brakes	9100
Chevelle, Cutlass, Le Mans, Skylark, Nova	70-75	Manual Disc; Rear Drum Brakes	9101
Chevy II	67-69	Manual & Power Drum Brakes	9100
Chevy II, Nova	67-69	Manual Disc; Rear Drum Brakes	9102
Monte Carlo, Malibu, El Camino	76-77	Manual or Power Brakes	9101
Monza	1975	Manual Disc; Rear Drum Brakes	9101
Monza	75-80	Manual & Power Drum Brakes	9100
Nova	67-75	Manual & Power Drum Brakes	9100
Vega	71-72	Manual Disc/Rear Drum Brakes	9101
Vega	71-77	Manual & Power Drum Brakes	9100

LATE-MODEL GM MASTER CYLINDER COVERS CHROMED PLASTIC & ALUMINUM

These covers fit over the stock OEM covers. 9259, 9260 AND 9635 fit 88-99 Chevy/GMC full-size pickup (Old Body Only). Chromed plastic and new aluminum models available.



9260



9255

APPLICATION	WIDTH	LENGTH	CHROMED PLASTIC	POLISHED ALUMINUM
Late-Model GM	4-1/2"	6-7/8"	9255	9259
88-99 Chevy/GMC pickups	3-1/2"	6"	9635	9260

STAINLESS STEEL BATTERY TRAY & CHROME HOLD-DOWNS

STAINLESS STEEL BATTERY TRAYS

Stainless steel battery tray with chrome hold-down. Hold-Down Bars Sold Separately.



9323

T-BAR BATTERY HOLD-DOWN BARS

Chrome-plated J-Hook style T-Bar hold-downs for use with Trans-Dapt battery tray #9323.



9258

DESCRIPTION	DIMENSIONS	PART #
Stainless Steel Battery Tray <i>Requires #9258 hold-down bars. (sold separately)</i>	7-1/2" x 13-1/4"	9323
Battery Hold-Down Bars (1pr)	10"	9258

BATTERY TRAYS BILLET ALUMINUM

These Polished Aluminum Battery trays have the same stylish ball-milled pin-stripes found on Trans-Dapt's aluminum valve covers, breathers and air cleaners. Optima™ Blue, Yellow or Red top battery models available. Includes Stainless Steel hardware.



DESCRIPTION	PART #
BLUE, RED or YELLOW Battery Tray	9324
RED TOP (2 Post) Battery Tray	9326
BLUE, RED or YELLOW (4 Post) Battery Tray	9327

STARTER SWITCH



Rated at 35 amps at 12 volts. Zinc-plated contact screws. Dust and water-resistant neoprene cap. Momentary push-button actuation.

DESCRIPTION	PART #
Starter Switch	9066

BATTERY CUTOFF SWITCH



U.L. listed.



Battery cutoff switches are mandatory in most major N.H.R.A. classes, as well as other race sanctioning bodies. See the rules and regulations for your specific racing series for mounting location. Splices into positive battery cable. Can also be used as an anti-theft device on your street vehicle.

DESCRIPTION	PART #
Battery Cutoff Switch	4988

GM ENGINE PULLEYS ALUMINUM

Trans-Dapt's quality aluminum pulleys are made using 356 aluminum alloy and heat-treated to T-6 specs. They are the perfect complement to our aluminum valve covers, water necks, breathers and brackets.

Water pump pulleys come complete with mounting bolts.

Crankshaft pulley bolts are sold separately.

Although Corvettes have a short water pump through 1982, our short water pump pulleys fit 55-74 only.



SWP SHORT Water Pump -1955-68

LWP LONG Water Pump -1969-85

PULLEY TYPE	NUMBER OF GROOVES	WATER PUMP TYPE	PULLEY DIAMETER	PULLEY DEPTH	MACHINED ALUMINUM	POLISHED ALUMINUM
283-350 SB CHEVY						
Alternator Pulley		All	2-7/8"	1-3/4"	9487	6059
Crankshaft	1	LWP	6-9/16"	2-7/8"	9484	6056
Crankshaft	1	SWP	6-9/16"	3/4"	9480	6052
Crankshaft	2	LWP	6-9/16"	2-7/8"	9485	6057
Crankshaft	2	SWP	6-5/8"	1-1/8"	9481	6053
Crankshaft	3	LWP	6-9/16"	2-7/8"	9486	6058
Crankshaft	3	SWP	6-7/16"	2-1/16"	8880	8895
Water Pump	1	LWP	6-5/8"	2-1/4"	9482	6054
Water Pump	1	SWP	6-9/16"	3"	9478	6050
Water Pump	2	LWP	6-9/16"	3"	9483	6055
Water Pump	2	SWP	6-9/16"	3-1/16"	9479	6051
Water Pump Pulley Nose		LWP	3-1/8"	3/4"	9489	6061
Water Pump Pulley Nose		SWP	3-1/8"	3/4"	9488	6060
396-454 BB CHEVY						
Crankshaft	1	SWP	6-7/16"	3/4"	8876	8892
Crankshaft	2	SWP	6-7/16"	1-1/8"	8877	8893
Crankshaft	3	SWP	6-7/16"	2-1/16"	8878	8894
Crankshaft	3	LWP	7-3/4"	3"	8737	8738
Water Pump	1	SWP	6-7/16"	2-7/8"	8874	8890
Water Pump	2	SWP	6-3/8"	2-7/8"	8875	8891
Water Pump	2	LWP	6-1/4"	2-3/4"	8735	8736
350-455 OLDSMOBILE						
Alternator	1	-	6-7/16"	3/4"	6996	-
Crankshaft	2	-	4-13/16"	2-1/4"	6995	-
Water Pump (Non A/C models)	2	-	5-15/16"	3-1/4"	6994	-

GM O.E.M. STYLE STEEL PULLEYS CHROME & POWDER-COATED

Chevrolet has made a variety of pulley diameters. We have chosen to use the most popular diameter for our pulleys. In some instances, the stock accessories may not run at the exact speed as originally designed. Although Corvettes have a short water pump through 1982; our short water pump pulleys will fit 55-74 only. The bolt circle on short water pump pulleys is 1.75", and 2.30" on long water pump pulleys.



SWP SHORT Water Pump -1955-68

LWP LONG Water Pump -1969-85

PULLEY TYPE	NUMBER OF GROOVES	WATER PUMP TYPE	PULLEY DIAMETER	PULLEY DEPTH	CHROME	POWDER-COATED BLACK
283-350 SB CHEVY						
Crankshaft	1	LWP	6.9"	2.9375"	9606	8606
Crankshaft	1	SWP	6.8"	.875"	9602	8602
Crankshaft	1	SWP	6.8"	--	9817	8617
Crankshaft	2	LWP	6.9"	2.9375"	9607	8607
Crankshaft	2	SWP	7.3"	1.375"	9603	8603
Crankshaft	3	LWP	7.8"	2.1875"	9608	8608
Water Pump	1	LWP	6.3"	2"	9604	8604
Water Pump	1	SWP	7.1"	2.75"	9600	8600
Water Pump	2	LWP	6.3"	2.25"	9605	8605
Water Pump	2	SWP	6.4"	2.875"	9601	8601
396-454 BB CHEVY						
Crankshaft	2	SWP	7.6"	1.5"	9816	8616
Crankshaft	3	LWP	7.8"	2.375"	9724	8624
Crankshaft Add-on Pulley (Use with 9816 or 8616 for A/C)		SWP	6.8"	2"	9817	8617
Water Pump	2	LWP	6.3"	2.75"	9723	8623
Water Pump	2	SWP	6.3"	2.8125"	9815	8615

BOLTS FOR SB & BB CHEVY PULLEYS ALUMINUM



9490



9492

DESCRIPTION	PART #
3/8 - 24 X 1" Crankshaft Pulley Bolts (3 per package)	9490
7/16 - 20 X 1" Crankshaft Pulley Bolts (3 per package)	9491
Water Pump Pulley Bolts (4 per package)	9492

NOTE: Due to the various casting configurations on aftermarket water pumps (especially aluminum pumps), exact fit can not be guaranteed on all applications.

FORD O.E.M. STYLE STEEL PULLEYS CHROME & POWDER-COATED

The Trans-Dapt chrome and powder-coated pulleys in this section are OEM Style and designed for use on FORD 289 engines. Water pump and crankshaft pulleys available in Chrome, Black or Ford Blue Powder-Coated.



8314



8300



8313



8305



8308

PULLEY TYPE	NUMBER OF GROOVES	BOLT HOLES	PULLEY DIAMETER	PULLEY DEPTH	CHROME	POWDER-COATED	
						BLACK	FORD BLUE
FORD 289 '65-66							
Crankshaft	1	3-Bolt	6.312"	2.370"	8303	8309	8315
Crankshaft	2	3-Bolt	6.687"	3.062"	8304	8310	8316
Crankshaft	3	3-Bolt	6.75"	3.945"	8305	8311	8317
Water Pump	1	4-Bolt	6.125"	2.375"	8300	8306	8312
Water Pump	2	4-Bolt	5.875"	2.39"	8301	8307	8313
FORD 289 '64-73 (WITH CALIFORNIA SMOG PUMP)							
Water Pump	3	5-Bolt	5.897"	2.5"	8302	8308	8314

ALTERNATOR PULLEY FAN ALUMINUM

This polished aluminum alternator pulley fan fits most GM & Ford passenger car alternators. Not For Trucks.



Does Not Fit Trucks.

DESCRIPTION	PART #
Alternator Pulley Fan	6062

POWER STEERING PULLEY ALUMINUM

This precision-machined aluminum single-groove power steering pulley fits early model (67-84) GM power steering pumps. 5-3/4" Diameter X 1-1/4" Deep. 5/8" shaft with keyway.



APPLICATION	PULLEY DIAMETER	PULLEY DEPTH	SHAFT KEYWAY	MACHINED ALUMINUM	POLISHED ALUMINUM
'67-84 GM & Chevy Power Steering Pumps	5-3/4"	1-1/4"	5/8"	8879	8934

ALTERNATOR FAN & PULLEY CHROME

This chrome alternator fan and pulley kit fits most GM and Ford passenger car alternators. Not for trucks.



Does Not Fit Trucks.

DESCRIPTION	PART #
Single Groove Pulley and Fan Kit	9446

POWER STEERING PULLEY CHROME

This chrome steel power steering pulley fits '67-84 GM & Chevy power steering pumps. 5-3/4" Diameter X 1-3/8" Deep. 5/8" shaft with keyway.



APPLICATION	PULLEY DIAMETER	PULLEY DEPTH	SHAFT KEYWAY	CHROME
'67-84 GM & Chevy power steering pumps	5-3/4"	1-3/8"	5/8"	6913

HOW TO PROPERLY IDENTIFY YOUR WATER PUMP STYLE

When choosing pulleys for your Chevy engine, it is important to properly identify your water pump as either a LONG water pump, or a SHORT water pump. To determine which pump your engine is using, measure the overall height of the water pump and refer to the measurements in the diagrams to the right.

SHORT WATER PUMP (SWP)



LONG WATER PUMP (LWP)



HEADER BOLTS MINIATURE HEAD

Mini 3/8" head header bolts make installation and removal a breeze. Grade 5 bolts heat-treated for extra strength. Just another time-saving convenience product from Trans-Dapt Performance.



9943

APPLICATION	BOLT SIZE	BOLT HEAD SIZE	KIT CONTENTS	PART #
Chevy SB, Chrysler BB, Pontiac	3/8"-16 X 3/4"	3/8"	12 Bolts	8885
Chevy SB, Chrysler BB, Pontiac HEDMAN ELITE, or other thick flange headers	3/8"-16 X 1"	3/8"	12 Bolts	4904
Chevy BB, Ford V8s	3/8"-16 X 3/4"	3/8"	16 Bolts	9943
Chrysler SB	5/16"-18 X 3/4"	3/8"	12 Bolts	4900

EGR BLOCK-OFF PLATE CHROME

Chrome-Plated Steel. Small-Block Chevy EGR Block-off plate. Includes gasket and hardware.



DESCRIPTION	PART #
SB Chevy EGR Block-Off Plate	2056*

HEADER COLLECTOR GASKETS

These header collector gaskets are made from the same superior quality, high temperature gasket material used to produce the gaskets sent out with every set of Hedman Headers. Available in 1/16" or 1/8" thicknesses.

Sold per each or in bulk



DESCRIPTION	COLLECTOR SIZE	1/16" GASKETS	1/8" GASKETS
3-Hole Triangular Header Gasket	2-1/2"	4464	9863
3-Hole Triangular Header Gasket	3"	4465	9864
3-Hole Triangular Header Gasket	3-1/2"	4466	-

CONVOLUTED WIRE HARNESS TUBING POLYETHYLENE

This convoluted tubing is slit down one side, and comes in a variety of sizes & colors. The convoluted shape makes it very flexible and helps prevent wire chafing.

- ▶ Cover your wiring to protect it from high engine compartment temperatures
- ▶ Color Code Your Wiring System for quick identification.
- ▶ Cleans up engine Compartment Clutter for a Manicured Look.
- ▶ Slit Runs down Entire Length of Tubing for a quick & easy installation.



DIAMETER	LENGTH	BLUE	YELLOW	RED	BLACK
1/4"	10 Feet	7592	7588	7584	7580
3/8"	10 Feet	7593	7589	7585	7581
1/2"	7 Feet	7594	7590	7586	7582
3/4"	5 Feet	7595	7591	7587	7583

INTAKE MANIFOLD HEX HEAD BOLT SETS

Each kit contains Grade 5 Hex Head bolts and smaller O.D. AN series flat washers. Available in either a Chrome or Gold Iridite Finish.



9265

APPLICATION	BOLT SIZE	KIT CONTENTS	CHROME BOLTS	GOLD IRIDITE BOLTS
AMC V8	3/8"-16 X 1-1/4"	16 sets	9266	4925
CHEVY 90° V6	3/8"-16 X 1"	12 sets	9265	4923
CHEVY SB 283-350 & CHEVY 90° V6	3/8"-16 X 1"	12 sets	9265	4923
SB CHEVY/GMC Vortec 5.0-5.7L	5/16"-18 X 1-3/4"	8 sets	7565	-
BB CHEVY 396-454	3/8"-16 X 1-1/4"	16 sets	9266	4925

GASKET STYLE HEADER REDUCERS

For use on Headers with 3-bolt triangular gasket collectors. These heavy-gauge reducers utilize aluminized tubing to protect against corrosion, and thick tri-bolt flanges, to prevent warping.

Each Kit includes Swaged pipes, flanges, bolts, nuts and gaskets.




(Replacement gasket #4465 or 9864)

DESCRIPTION	EXHAUST SYSTEM DIAMETER	COLLECTOR SIZE	KIT CONTENTS	PART #
Header Reducers	2-1/2"	3"	1 Pair	9374

UNIVERSAL WIRE LOOMS BILLET ALUMINUM

These ball-milled, polished billet aluminum, universal fit linear wire loom sets match the quality and design of Trans-Dapt's ball-milled aluminum air cleaners, valve covers and accessories. Choose from classic Flamed or Pinstripe ball-mill designs. Mounting hardware is included. Fits 8mm-9.5mm spark plug wires.



6083

6067

DESCRIPTION	COLOR	WIRE SIZE COMPATIBILITY	PART #
Polished Aluminum Wire Loom Set	Flames	8 to 9.5mm	6083
Polished Aluminum Wire Loom Set	Pinstripes	8 to 9.5mm	6067

HIGH LIFT & STANDARD WIRE LOOMS



For use with stock and tall valve covers. Universal fit chrome-plated steel brackets with rubber grommets included. Prevent crossfiring and extend wire life.

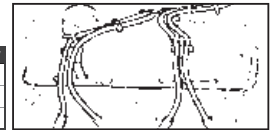
NUMBER OF WIRES	HEIGHT	QUANTITY	PART #
2 Wire	5-1/4"	2	4452
4 Wire	3-3/4"	2	4009
4 Wire	3-3/4"	2	9097

DELUXE WIRE LOOM SET



Efficient styling and great looks add a custom touch. Prevent crossfiring and extend wire life.

PART	QUANTITY
2 Wire Loom	4
3 Wire Loom	2
Chrome Brackets	4



DESCRIPTION	COLOR	WIRE SIZE COMPATIBILITY	PART #
DELUXE Wire Loom Set	BLUE	7, 8 & 9mm	9368
DELUXE Wire Loom Set	RED	7, 8 & 9mm	9650

UNIVERSAL WIRE LOOMS



The sliding adjustment tabs incorporated into the design of this set make them a universal fit. Prevent crossfiring and prolong spark plug wire life.

PART	QUANTITY
1 Wire Loom	2
2 Wire Loom	2
3 Wire Loom	2
4 Wire Loom	2
Chrome Brackets	2

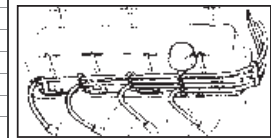
DESCRIPTION	COLOR	WIRE SIZE COMPATIBILITY	PART #
UNIVERSAL Wire Loom Set	BLACK	7, 8 & 9mm	9517

BIG-BLOCK CHEVY WIRE LOOM SET



Prevent crossfiring, extend wire life and make your engine compartment look good doing it.

PART	QUANTITY
1 Wire Loom	2
2 Wire Loom	2
3 Wire Loom	2
4 Wire Loom	2
Chrome Brackets	8
2 Wire Dividers	2
4 Wire Dividers	2



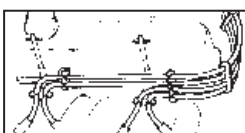
DESCRIPTION	COLOR	WIRE SIZE COMPATIBILITY	PART #
BIG BLOCK Wire Loom Set	YELLOW	7, 8 & 9mm	8770
BIG BLOCK Wire Loom Set	BLUE	7, 8 & 9mm	8771
BIG BLOCK Wire Loom Set	RED	7, 8 & 9mm	8772

"SUPER COMPETITION" WIRE LOOM SETS



Routes the wires along bottom edge of valve covers. Requires extra long plug wires (Universal wire sets).

PART	QUANTITY
2 Wire Loom	6
4 Wire Loom	2
Chrome Brackets	4
2 Wire Dividers	2
4 Wire Dividers	2



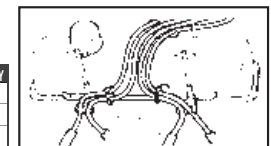
DESCRIPTION	COLOR	WIRE SIZE COMPATIBILITY	PART #
SUPER COMPETITION Wire Loom Set	YELLOW	7, 8 & 9mm	8774

"RACE CAR" WIRE LOOM SETS



For use on Small-Block Chevy engines.

PART	QUANTITY
2 Wire Loom	8
Chrome Brackets	4
2 Wire Dividers	4



DESCRIPTION	COLOR	WIRE SIZE COMPATIBILITY	PART #
RACE CAR Wire Loom Set	YELLOW	7, 8 & 9mm	9369
RACE CAR Wire Loom Set	BLUE	7, 8 & 9mm	9370

PRO STYLE SEPARATORS




Durable, heat-resistant plastic. Prevent crossfiring and extend wire life. For use with any Trans-Dapt Wire Loom Sets

PART	QUANTITY
2 Wire Dividers	2
3 Wire Dividers	2
4 Wire Dividers	2
Socket screws	6

DESCRIPTION	COLOR	WIRE SIZE COMPATIBILITY	PART #
PRO Wire Separators	CHROME	7 to 8.5mm	9576
PRO Wire Separators	BLACK	7 to 8.5mm	9577

DELUXE WIRE DIVIDER SET



Durable plastic construction. Prevents crossfiring to help prolong plug wire life.

PART	QUANTITY
2 Wire Dividers	2
3 Wire Dividers	2
4 Wire Dividers	2

DESCRIPTION	COLOR	WIRE SIZE COMPATIBILITY	PART #
DELUXE Wire Divider Set	BLUE	7, 8 & 9mm	9372

DISTRIBUTOR ACCESSORIES



Vacuum advance cover mounts over your factory unit. The GM HEI cap cover snaps over top O.E.M. wire retainer.

DESCRIPTION	PART #
Vacuum Advance Cover- Chromed Steel	4973
GM HEI Ignition Cap "Cover"- Chromed Plastic	9090

ADVANCE CURVE KITS



Trans-Dapt Distributor curve kits increase advance at lower RPMs for quicker throttle response. If you have a modified engine, you need this kit.

DESCRIPTION	PART #
Chey & GM H.E.I. V8 H.E.I. Spring Guide: Copper = Light, Silver = Medium Brown = Heavy	4933*
Ford 65-70	4451*

DISTRIBUTOR CLAMPS



Trans-Dapt's Chrome-Plated steel or Billet Aluminum distributor clamps hold the distributor secure for consistent timing. Chevy competition style is thick with rolled edges. Includes hold down stud.

ENGINE	DESIGN STYLE	MATERIAL	PART #
Chevy V8 63-Up	Custom	Billet Aluminum	4117
Chevy V8 63-Up	O.E.M.	Chrome	4116
Chevy V8 63-Up	Competition	Chrome	9126
Ford All	O.E.M.	Chrome	4455
Ford F.E.	Competition	Chrome	4456
Pontiac	O.E.M.	Chrome	4115

IGNITION COIL BRACKETS CHROME

Trans-Dapt's Chrome-Plated ignition coil brackets and holders fit most cylinder shaped automotive coils. Easy bolt-on installation.



DESCRIPTION	FINISH	PART #
Coil Bracket and Cover	Chrome	9006
Coil Bracket (only)	Chrome	9648
Stand-Up Style Coil Bracket (only)	Chrome	9366
Ford	Chrome	9365

STARTER HEAT SHIELD



Extend your engine's starter life by protecting it from heat buildup... especially with the additional heat created by headers.

Made from two aluminum plates sandwiched together with a heat-resistant material between them.

Bolts directly to the starter. Fits stock Chevy V8 & 90° V6. Satin finished aluminum.

DESCRIPTION	PART #
Starter Heat Shield	9796

LS ENGINE VALVE COVER IGNITION COIL BRACKET

- ▶ For use with #1061, 1062 or Factory LS Valve Covers
- ▶ Compatible with MSD #82458 GM #12558948 or AC Delco D580 Coils
- ▶ CNC Machined 6061-T6 Aluminum



DESCRIPTION	PART #
Billet Aluminum LS Coil Bracket Set (includes one pair with hardware)	1100

SPARK PLUG WIRE BOOT PROTECTORS

Spark plug boot protectors slide over the spark plug boots for excellent protection against heat. Great for use with or without headers! Each sleeve is made of an ultra-high-temp resistant fiberglass material that can withstand temperatures up to 1200°F. They are non-reactive to petroleum products and water resistant. Perfect for Motorhomes, Street Rods, Cars, Trucks and Boats. Available in Silver.



DESCRIPTION	LENGTH	QUANTITY	PART #
Universal Fit Spark Plug Wire Boot Protectors	6"	4	8815

GM COLUMN KITS
ALUMINUM

7598 & 7597 billet aluminum dress-up kits fit most GM truck & car columns. 3-piece set includes turn signal, tilt wheel lever and emergency flasher knobs.



DESCRIPTION	FINISH	PART #
'64-67 GM Column Kit	Polished	7598
'65-86 GM Column Kit	Polished	7597

CUSTOM MIRRORS

6975 & 8974 mirrors mount directly to the factory windshield mount. 6652 mounts to drip rails or to door frame.



DESCRIPTION	MATERIAL	PART #
Rear View Mirror	Polished Aluminum	8974
Day/Night Rear View Mirror	Chrome	6975
Peep Mirror 3"	Chrome	6976
Peep Mirror	Stainless Steel	6652

LICENSE PLATE FRAMES

Every car needs a license plate, and every license plate needs a clean plate frame to finish it off and make it worthy of your ride. Available with a stealthy black or shiny chrome finish. Chrome plates are available with or without light.



DESCRIPTION	FINISH	MOUNTING HOLES	PART #
Deluxe Frame WITHOUT light	Chrome	4	6966
Deluxe Frame WITH Light	Chrome	4	6967
Stamped Frame without light	Black	2	9798
Replacement Light	-	-	6956

GM COLUMN SHIFT LEVER
ALUMINUM

Trans-Dapt's billet aluminum column shift lever fits most GM trucks and car steering columns up to 1999. Fully polished.



DESCRIPTION	FINISH	PART #
Column Shift Lever- GM Cars & Trucks up to 1995-up	Polished Aluminum	8963
Column Shift Lever- GM Cars & Trucks 1967-94	Polished Aluminum	8973

SHIFTER BOOTS & PISTON SHIFT KNOB



Heavy rubber shifter boots are great for muscle cars, trucks & hot rods. Chrome-plated steel frame and mounting screws are included.

DESCRIPTION	DIMENSIONS	PART #
Shifter boot with Chrome Ring	5-5/8" x 6-3/4"	9630
Shifter boot with Chrome Ring	7-7/8" x 9"	9631
PISTON Shaped Shifter Knob - Chrome		9312

TRUCK CAB HANDLES
CHROME



1" diameter mandrel bent chrome-plated cab handles are 12" long. Mounting hardware included. For full- and mid-size trucks.

DESCRIPTION	QUANTITY	PART #
Cab Handles - CHROME	1 Pair	9700

HEADLIGHT HALF SHIELDS

Chrome-plated steel. Easy Bolt-on installation.



DESCRIPTION	SHAPE	DIMENSIONS	PART #
Headlight Half Shield	Round	5-3/4"	9511
Headlight Half Shield	Round	7-1/2"	9512
Headlight Half Shield	Rectangular	4" x 6"	9690

10,000 LB. CAPACITY TOW HOOKS



Trans-Dapt tow hooks are a must for any 4x4 or SUV.

DESCRIPTION	FINISH	PART #
Chrome Tow Hook	Chrome	9146

STAKE POCKET COVERS



Cover unsightly stake pocket holes on your 88-99 Chevy/GMC full-size pickup bed for a clean look. Made of ABS plastic, so there is no worry about rust. Ready to paint. Snap-in installation. Fits 1-3/8" X 2" Pocket.

DESCRIPTION	QUANTITY	PART #
Truck Bed Stake Pocket Covers	4	8794
Truck Bed Stake Pocket Covers	6	8795

WHEEL ADAPTERS & SPACERS BILLET ALUMINUM

These billet aluminum wheel spacers and adapters have become our best selling wheel spacers. Their solid billet aluminum construction, chamfered edges and reliable pressed-in lugs ensure that they are durable enough for use on off-road, truck, SUV and competition race applications.

- ▶ **Durable, Lightweight 6061-T6 Aircraft Aluminum**
- ▶ **Heavy-Duty Design for use on Trucks, SUVs and Competition Race Vehicles**
- ▶ **Factory Installed Press-in Studs with Zinc-Plated Open-end Lug Nuts**
- ▶ **Available in 4-, 5- and 6-Lug Models**
- ▶ **All 1 1/4" Thick Billet Aluminum**



NUMBER OF LUGS	ADAPTER/SPACER	VEHICLE HUB BOLT DIAMETER	WHEEL/RIM BOLT DIAMETER	OVERALL DIAMETER	STUD SIZE	THICKNESS	CENTER HOLE DIAMETER	PART #
4-Lug	Adapter	100mm	4.5"	6.25"	12mm x 1.5	1-1/4"	74mm	3601
4-Lug	Adapter	4.25"	100mm	6.25"	12mm x 1.5	1-1/4"	74mm	3602
4-Lug	Adapter	4.5"	100mm	6.25"	12mm x 1.5	1-1/4"	74mm	3603
4-Lug	Spacer	100mm	100mm	6.25"	12mm x 1.5	1-1/4"	74mm	3600
5-Lug	Adapter	100mm	4.5"	7"	12mm x 1.5	1-1/4"	74mm	3604
5-Lug	Adapter	135mm	4.5"	7"	12mm x 1.5	1-1/4"	87.1mm	3605
5-Lug	Adapter	135mm	4.75"	7"	12mm x 1.5	1-1/4"	87.1mm	3619
5-Lug	Adapter	135mm	5"	7"	12mm x 1.5	1-1/4"	87.1mm	3620
5-Lug	Adapter	4.25"	4.5"	7"	12mm x 1.5	1-1/4"	74mm	3606
5-Lug	Adapter	4.5"	4.75"	7"	12mm x 1.5	1-1/4"	74mm	3608
5-Lug	Adapter	4.5"	5"	7"	12mm x 1.5	1-1/4"	74mm	3609
5-Lug	Adapter	4.75"	135mm	7"	12mm x 1.5	1-1/4"	87.1mm	3621
5-Lug	Adapter	4.75"	4.5"	7"	12mm x 1.5	1-1/4"	74mm	3610
5-Lug	Adapter	4.75"	5"	7"	12mm x 1.5	1-1/4"	78mm	3612
5-Lug	Adapter	5"	135mm	7"	12mm x 1.5	1-1/4"	108mm	3622
5-Lug	Adapter	5"	4.5"	7"	12mm x 1.5	1-1/4"	78mm	3613
5-Lug	Adapter	5"	4.75"	7"	12mm x 1.5	1-1/4"	78mm	3614
5-Lug	Adapter	5.5"	4.5"	7"	12mm x 1.5	1-1/4"	78mm	3616
5-Lug	Adapter	5.5"	4.75"	7"	12mm x 1.5	1-1/4"	78mm	3617
5-Lug	Spacer	4.5"	4.5"	6.5"	1/2-20	1"	74mm	3624
5-Lug	Spacer	4.5"	4.5"	7"	12mm x 1.5	1-1/4"	74mm	3607
5-Lug	Spacer	4.75"	4.75"	6.5"	12mm x 1.5	1"	74mm	3625
5-Lug	Spacer	4.75"	4.75"	7"	12mm x 1.5	1-1/4"	74mm	3611
5-Lug	Spacer	5"	5"	7"	12mm x 1.5	1-1/4"	78mm	3615
5-Lug	Spacer	5.5"	5.5"	7"	12mm x 1.5	1-1/4"	87.1mm	3623
6-Lug	Spacer	5.5"	5.5"	7"	12mm x 1.5	1-1/4"	108mm	3626
6-Lug	Spacer	5.5"	5.5"	7"	14mm x 1.5	1-1/4"	108mm	3618
6-Lug	Spacer	5.5"	5.5"	7"	12mm x 1.5	1-1/2"	108mm	3627
6-Lug	Spacer	5.5"	5.5"	7"	14mm x 1.5	1-1/2"	108mm	3628

HUBCENTRIC WHEEL SPACERS FOR JEEPS BLACK ANODIZED BILLET ALUMINUM

Heavy-duty design specifically for Jeep applications. Durable, lightweight 6061-T6 aircraft aluminum. Factory installed press-in studs with zinc-plated open-end lug nuts. All 1 1/4" thick billet aluminum. Extra brake clearance for custom wheels. Black anodized finish. Sold in pairs.



NUMBER OF LUGS	ADAPTER/SPACER	VEHICLE HUB BOLT DIAMETER	WHEEL/RIM BOLT DIAMETER	OVERALL DIAMETER	STUD SIZE	THICKNESS	CENTER HOLE DIAMETER	PART #
WRANGLER 80-06, CHEROKEE 80-UP, GRAND CHEROKEE 93-98, COMANCHE CHIEF 80-93								
5-Lug	Spacer	114.3mm	114.3mm	6.5"	1/2-20	1-1/4"	71.5mm	3629
WRANGLER 07-UP, GRAND CHEROKEE 99-UP, COMMANDER 06-UP								
5-Lug	Spacer	127mm	127mm	6.5"	1/2-20	1-1/4"	71.5mm	3630

WHEEL ADAPTERS CAST ALUMINUM

These adapters cover most 5-bolt wheel adaptations from 4" to 5 1/2" bolt circles. 1" thick aluminum castings with zinc-plated, heat-treated studs. Sold in pairs.



♥ 7067 & 7068 discontinued when current inventory is depleted.

CAR HUB 5-HOLE BOLT CIRCLE	WHEEL 5-HOLE BOLT CIRCLE		
	4 1/2" X 1 1/2" RH LUG	4 3/4" X 7/16" RH LUG	5" X 1 1/2" RH LUG
5 ON 4"	7066	7067 ♥	7068 ♥
5 ON 4-1/2"	7069	7070	7071
5 ON 4-3/4"	7069	7070	7071
5 ON 5"	7072	7073	-
5 ON 5-1/2"	-	-	7077

NOTE: Part #7069, 7070 & 7071 are slot'd to fit bo'h 5 on 4 1/2" & 5 on 4 3/4" hubs.

WHEEL LUG NUTS CHROME


Trans-Dapt's Chrome Acorn-style lug nuts are available in 60° seat Acorn style or Mag Wheel style. Sold in sets of 5.

Height: 1.56"
Diameter: .684"
Shank length: .80"



LUG THREAD SIZE	THICKNESS	THREAD TYPE	QUANTITY PER SET	PART #
1/2"-20	ACORN	Right Hand Thread	5	7002
1/2"-20	MAG	Right Hand Thread	5	7008
7/16"-20	MAG	Right Hand Thread	5	7006
7/16"-20	ACORN	Right Hand Thread	5	7000

DISC BRAKE SPACERS CAST ALUMINUM



These universal wheel spacers are helpful in gaining sufficient disc brake clearance for the use on custom wheels. Die-cast aluminum construction. Sold in pairs.

NO. OF LUGS	BOLT PATTERN DIAMETER	THICKNESS	NOTES	PART #
4-Lug	4 x 110mm, 4 x 4.25", 4 x 4.5"	1/4"		7106
5-Lug	5 x 4.50", 5 x 4.75", 5 x 5.00"	1/4"	6-1/2" Outer Diameter	4082
5-Lug/ 6-Lug	5 x 135mm, 5 x 5.50" 6 x 135mm, 6 x 5.50"	1/4"	Fits 9/16" or 5/8" Studs	7107
8-Lug	8 x 6.50", 8 x 170mm	1/4"		7108

VALVE STEMS & CAPS CHROME

The proof is in the details, and Trans-Dapt's Chrome valve stems and caps show your attention to the details. #4108 stems have a low profile that is ideal for chrome or alloy wheels. Sold in sets of 4.



LUG THREAD SIZE	LENGTH	QUANTITY PER SET	PART #
Chrome Steel Valve Stems - LOW PROFILE	1"	4	4108
Chrome Steel & Rubber Valve Stems	1-1/4"	4	7119
Chrome Valve Stem Caps - HEX Shaped		4	7117

WHEEL SPACERS REFERENCE GUIDE & TORQUE TECH TIPS

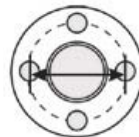
WARNINGS!

CAST WHEEL SPACERS & ADAPTERS are for passenger car use only. **WARRANTY IS VOID** if used on SUVs, pickups, vans, station wagons, competition, off-road vehicles, trailers or front wheel drive vehicles. Do not use on wheels over 16" or with low-profile tires (55 series and lower).

ALL WHEEL SPACERS & ADAPTERS

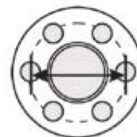
- NEVER use an impact wrench
- NEVER use more than one adapter or spacer per wheel
- NEVER use if offset is more than 1".

BOLT CIRCLE MEASURING GUIDE



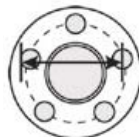
4-LUG

Middle of two holes directly across from one another.



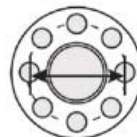
6-LUG

Middle of two holes directly across from one another.



5-LUG

Back of hole to the center of the second bolt hole.



8-LUG

Middle of two holes directly across from one another.

METRIC CONVERSION

Inches	Millimeters
4"	100mm
4 1/2"	114.3mm
4 3/4"	120.65mm
5"	127mm
5 1/2"	139mm

TORQUE TECH TIPS

LUG SIZE	7/16"	1/2"	12MM	14MM
TORQUE (FT. LBS.)	70-75	80-85	75-80	85-90



4 Lug Tightening Pattern



5 Lug Tightening Pattern



6 Lug Tightening Pattern



8 Lug Tightening Pattern