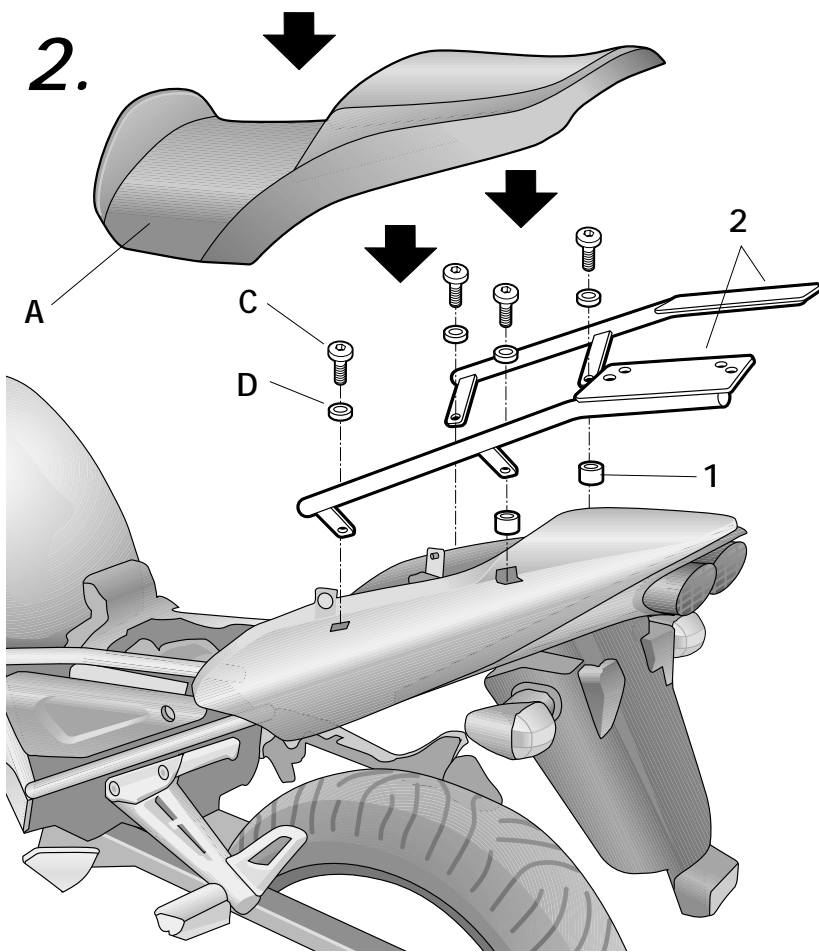


Advice for correct fitting of the kit: Do not fully tighten the screws until sure that the kit is correctly positioned and aligned.



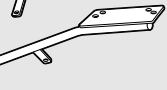
Note: If your motorbike already has the full kit (YOFZ11SF), fit the top kit (YOFZ11ST), according to the instructions, discarding the spacers (1).

Remove the seat (A) (fig. 1).
Remove and discard the side grip bars (B), via the screws (C).



Position the spacers (1).
Position the top kit supports (2), using the screws (C). Fit the seat (A).

PARTS:

Pos.	Ref.		Cant.	
1	260648		2	ø16 x ø9 x5 - Spacer
2	260738		1	Right top kit support
	260739		1	Left top kit support

YAMAHA FAZER 1000 '01
KIT TOPMASTER
YOFZ11ST



SHAD

Shop for other luggage systems & saddlebags more on our website.