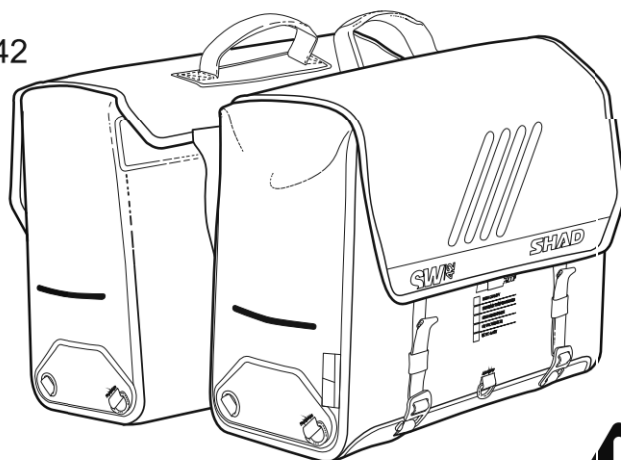


**100% WATERPROOF**

**REF: X0SW42**  
**SADDLE BAGS SW42**



Waterproof



50L Capacity



Universal fitting kit



Reflective



Fitting straps



Thermo pad (optional)




2 Inner pockets



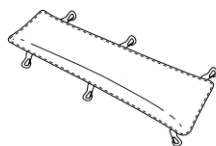
CHECK FOR MOTORCYCLE  
SPECIFIC FITTING KIT

## COMPONENTS INCLUDED

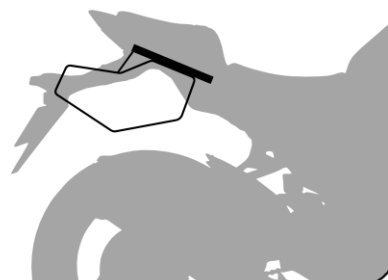


Fitting straps x 4

## COMPONENT NOT INCLUDED



Thermo pad



## ⚠ WARNING

Before mounting, carefully read through the instructions start to finish. Failure to follow recommended mounting and installation instructions voids warranty. Manufacturer is not liable for any damage, injury or death that results from improper use and installation of products. By installing these products, user accepts all liabilities.

Knobs, bolts, screws, straps and locks must be periodically inspected for signs of wear, corrosion, and fatigue. Never drive with any lock, knob or rack in an open or unlocked position.

Shad locks are designed to deter vandalism and theft but should not be considered theft proof. Remove valuable gear if your vehicle is unattended for an extended period.

Check country specific laws regarding transportation systems and projection of objects beyond the perimeter of a vehicle. Be aware of the width and height of your cargo. All cargo will affect the vehicle's driving behavior.

For safety to your vehicle and luggage system, obey all posted speed limits and traffic cautions. Adapt your speed to the conditions of the road and the load being carried.

Consult with your Shad dealer if you have any questions regarding the operations and limits of Shad products.

Do not use Shad carriers and accessories for purposes other than those for which they were designed. Do not exceed their carrying capacity. Failure to follow these guidelines or the product's instructions will void the warranty.

Prolonged exposure to the elements might discolor fabrics and wear away plastic components.

Make sure that loads are evenly distributed inside the cargo box or bag.

Waterproof zippers and rain covers do not guarantee that the bag is totally waterproof.

Maximum load: 1,5 Kg. Maximum speed: 120 km/h or 74 mph.

# INSTALLATION

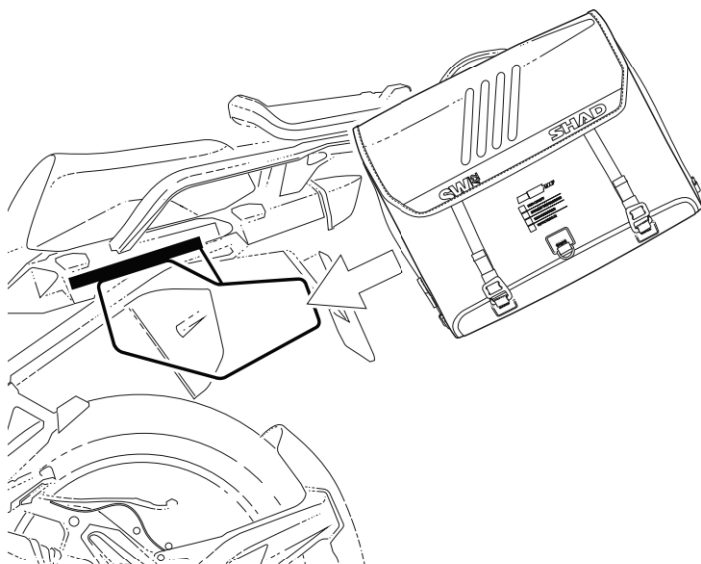


**Installation option 1: SBH**  
check bike compatibility [www.shad.es](http://www.shad.es)  
Side bag holder  
Fitting kit ( optional )

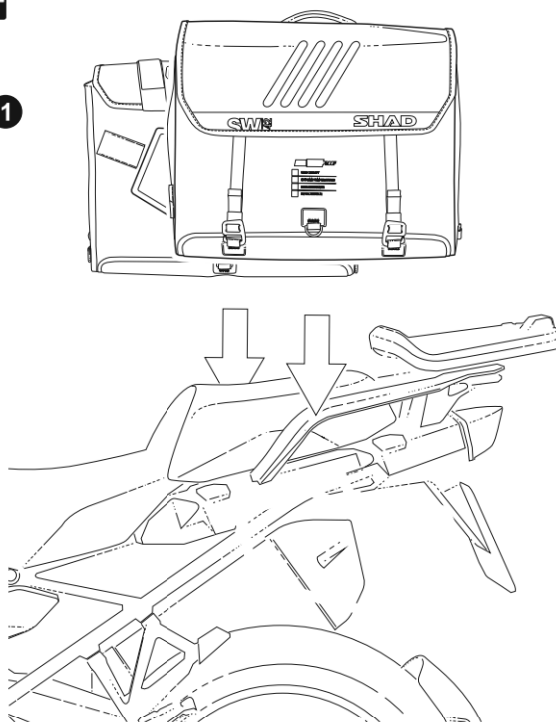


**Installation option 2:**  
Universal fitting kit included

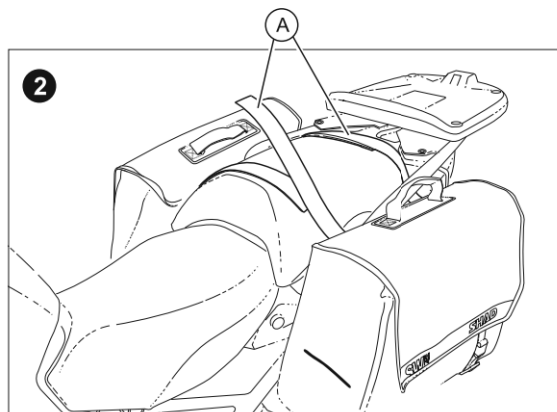
1



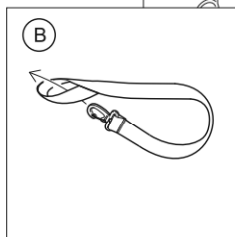
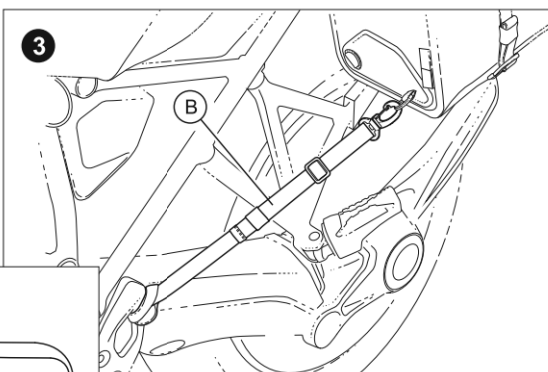
1



2



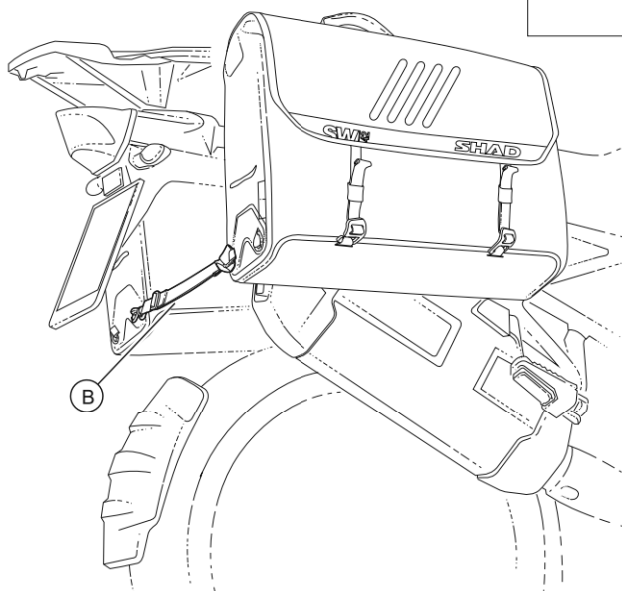
3



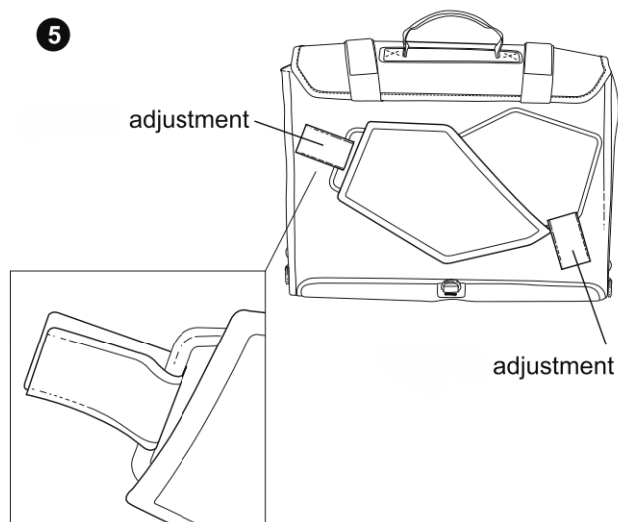
Installation option 1: SBH



4



5



View other motorcycle luggage systems and saddlebags made by SHAD on our website.