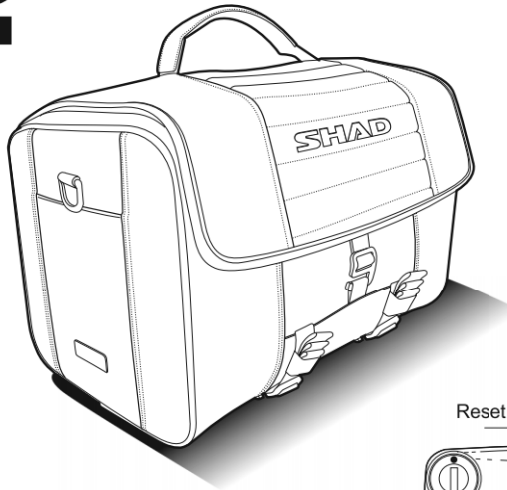
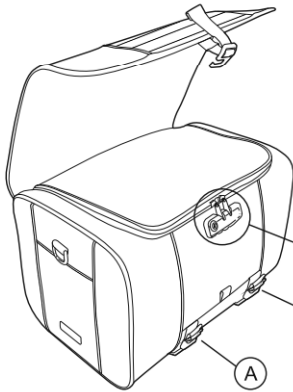


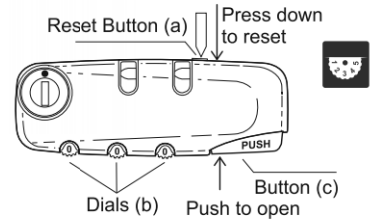


**SHAD**  
ENGINEERED FOR RIDING  
*Genuine*  
SINCE 1973

REF: X0SR28  
TAIL BAG SR28



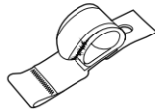
-   27L Capacity
-  Inner pockets
-  Rain cover
-  Padlock Zipper Slider
-  Security lock
-  Shoulder strap
-  UV RESISTANCE / ISO 105 A 02  
GRADE 5 / 5 ( TESTED 1500h )



**COMPONENTS INCLUDED**




 Rain Cover



 Mounting straps x 4  
FITTING SYSTEM



 Shoulder Strap

**Security lock**

**TSA21035 INSTRUCTIONS**

The original number is 0-0-0; To set your personal combination, follow these steps.

1. Put the dials at its original number 0-0-0;
2. Press down the reset button (a) with a tool until you hear the "click" sound.
3. Set your combination by turning the dials (b) for example 8-8-8. Then.
4. Push the button (c) towards the direction of arrow and the reset button (a) will be back when you hear the "click" sound

Now you have finished setting your personal combination. Please remember it by heart. Please repeat the above steps to reset the numbers.

**WARNING.**

If the cylinder is opened, pls pay attention to lock it again by turning it to the red dot  
Position by the direction of the arrow (any tool which can be inserted in the cylinders is OK )



**⚠ WARNING**

Before mounting, carefully read through the instructions start to finish. Failure to follow recommended mounting and installation instructions voids warranty. Manufacturer is not liable for any damage, injury or death that results from improper use and installation of products. By installing these products, user accepts all liabilities.

Knobs, bolts, screws, straps and locks must be periodically inspected for signs of wear, corrosion, and fatigue. Never drive with any lock, knob or rack in an open or unlocked position.

Shad locks are designed to deter vandalism and theft but should not be considered theft proof. Remove valuable gear if your vehicle is unattended for an extended period.

Check country specific laws regarding transportation systems and projection of objects beyond the perimeter of a vehicle. Be aware of the width and height of your cargo. All cargo will affect the vehicle's driving behavior.

For safety to your vehicle and luggage system, obey all posted speed limits and traffic cautions. Adapt your speed to the conditions of the road and the load being carried.

Consult with your Shad dealer if you have any questions regarding the operations and limits of Shad products.

Do not use Shad carriers and accessories for purposes other than those for which they were designed. Do not exceed their carrying capacity. Failure to follow these guidelines or the product's instructions will void the warranty.

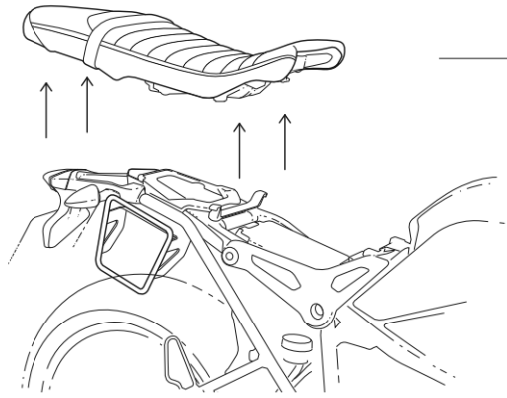
Prolonged exposure to the elements might discolor fabrics and wear away plastic components.

Make sure that loads are evenly distributed inside the cargo box or bag.

Waterproof zippers and rain covers do not guarantee that the bag is totally waterproof.

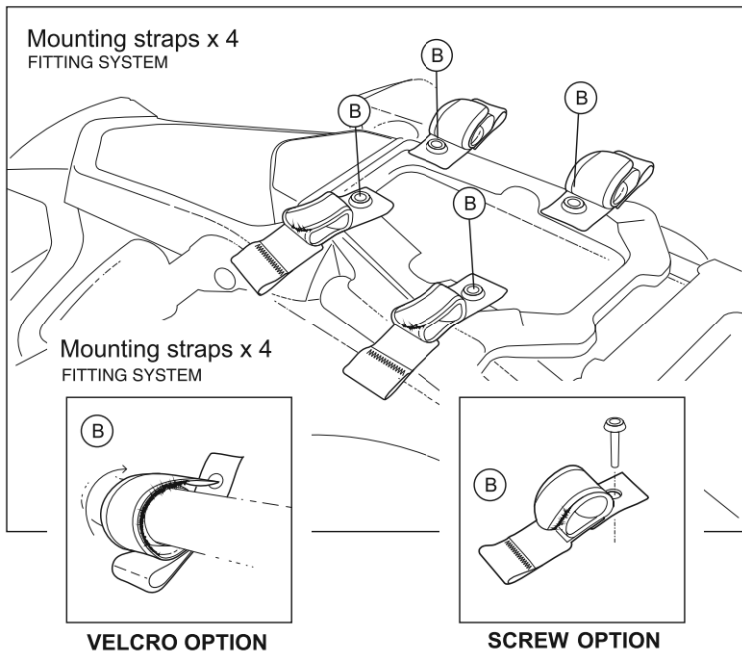
Maximum load: 5 Kg. Maximum speed: 120 km/h or 74 mph.

# INSTALLATION



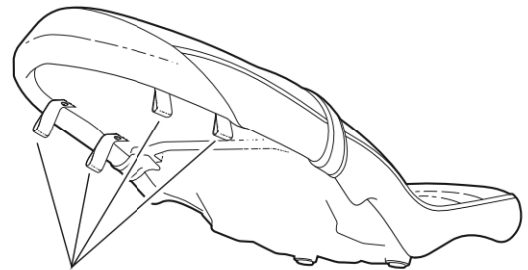
STEP 1

STEP 2



### SEAT OPTION

 CHECK YOUR SEAT



Loop straps x 4

STEP 3

