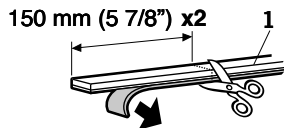
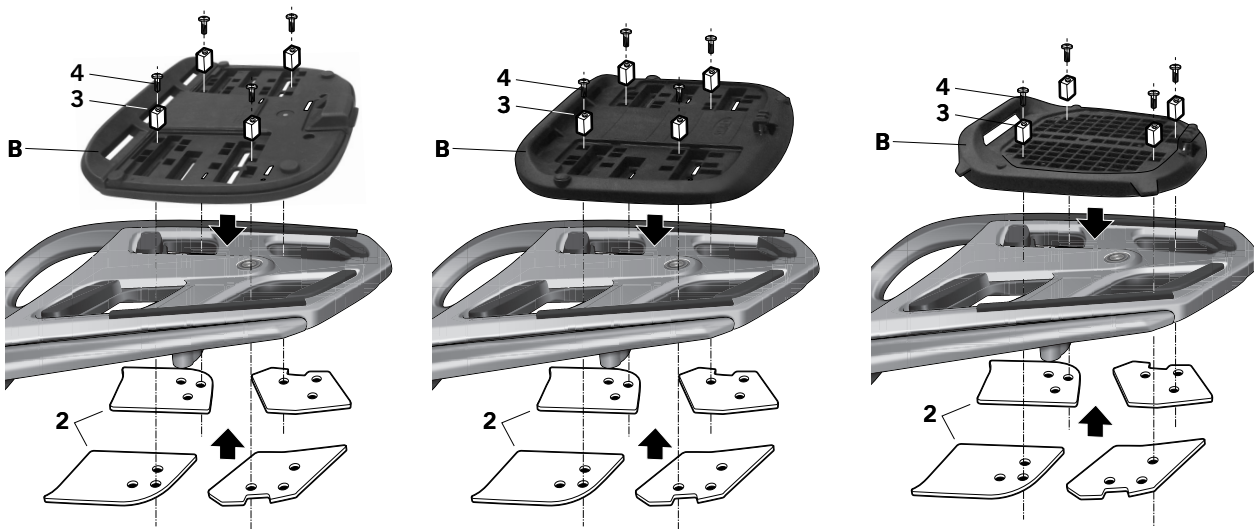
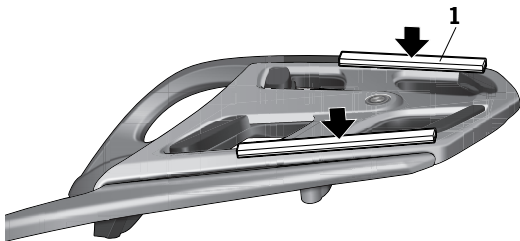


CAUTION: This support KIT TOP is not suitable with BMW's original side luggage rack. **ADVICE FOR CORRECT FITTING OF THE KIT:** Do not fully tighten the screws until make sure that the kit is correctly positioned and aligned. Demand note: before to assemble the luggage rack, put the foam layer (1) in the original luggage rack, so as to protect the contact area.

BMW R1200RT '09 - K1600GT '12
WORT19ST
KIT TOPMASTER



Fitting of D1B45PA, 201073 and 201124 luggage racks: Place the protective stickers (1). Assemble the luggage rack of Shad (B) according to the template, by means of inside sheets, and fix them by using the red rawplugs(7) and screws (8).



PARTS :

Pos.	Ref.	Cant.
1	400253	0,3 m Foam layer
2	261300	1 Right front bridle sheet
	261301	1 Left front bridle sheet
	261302	1 Right back bridle sheet
	261303	1 Red rawplugs
3	200713/2	4 Red rawplugs
4	304061	4 M6 x 60 DIN 7991 - Screw

Discover other luggage systems & saddlebags on our website.

SHAD