


# SHAD

ENGINEERED FOR RIDING



**EXPANDABLE**  
**SH59X**  
Adventure **SH58X**

# TOP CASES





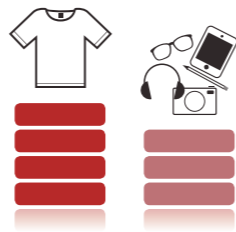
# EXPANDABLE CASE

Maximum Versatility

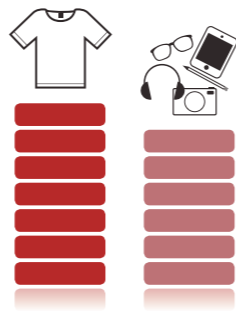
SH58X SH59X  
Adventure




**Daily**  
From your early mornings  
until your late nights



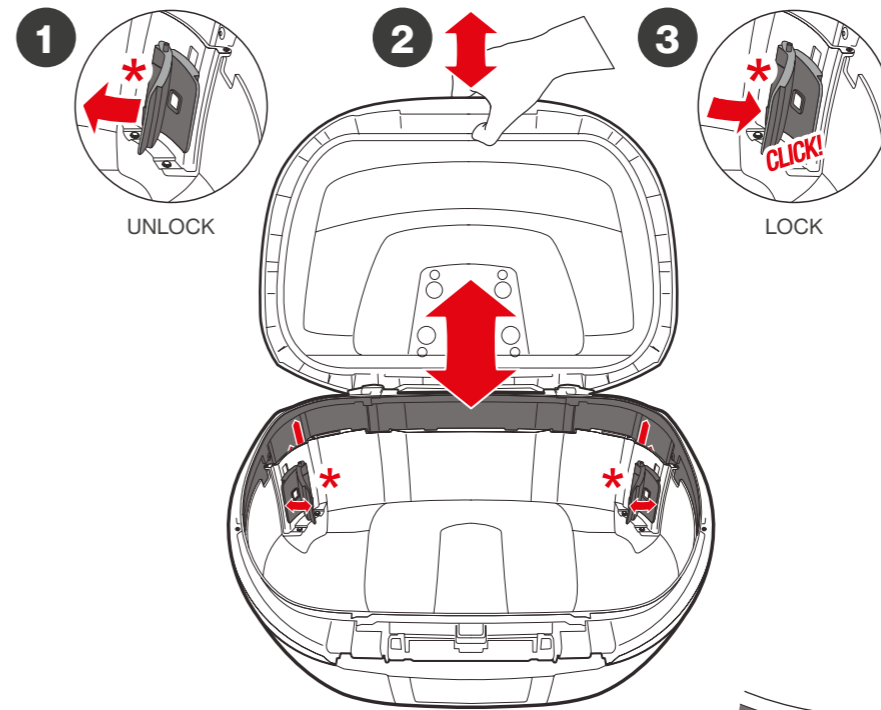
**Weekend**  
For your non-stop getaways



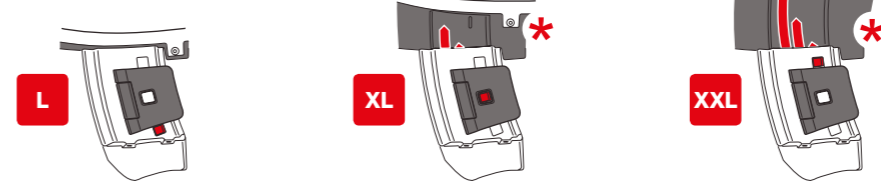
**Holidays**  
Conquer your next adventure




## 6" EASY TO EXPAND



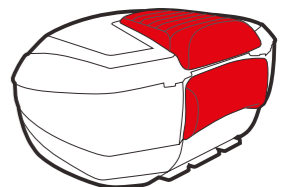
3 POSITIONS



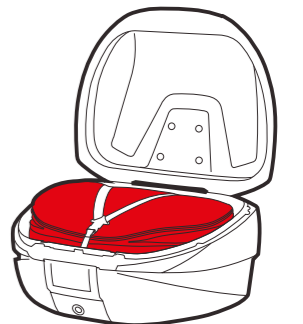
VERSATILE



FEATURES




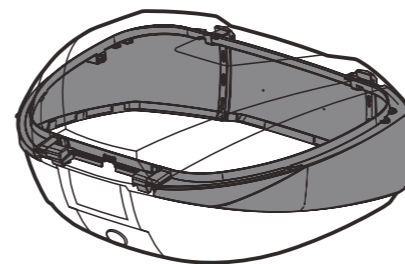
Backrest



Inner Bag

## STRUCTURAL FRAME

Patent Pending



## MOTODYNAMICS

From an aerodynamic case  
to a big coffer in seconds



INSPIRED IN BARCELONA®

# EXPANDABLE CASE

**INCLUDED:** Ref. D1B48PA

Standard Plate  
Platina Estándar  
Platine Standard  
Standard-Adapterplatte  
Piastra Standard  
Platina Standard



Smart Lock System



**INCLUDED:** Carbon Cover



**ACCESSORY:** Ref. X01B10

Inner bag  
Bolsa interna  
Sacoche interne  
Innentasche  
Borsa interna  
Bolsa interna

→ EXPANDABLE



X21/29 Y53 Z34 (cm)

**ACCESSORY:** Ref. D0R180

Backrest  
Respaldo  
Dosseret  
Rückenpolster  
Schienale  
Encosto



**ACCESSORY:** Brake Light



Ref. D0B50KL  
Big

Ref. D0B29KL  
Small

**Accessories**

D0R180 X01B10 D0B50KL D0B29KL



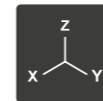
Icons description Page 12



# NEW SH58X



X48 Y61 Z27/29/31.5 (cm)



Daily



Weekend



Holidays



Ref. D0B58106



Carbon  
Carbono  
Carbono  
Carbono  
Carbono  
Carbono

Ref. D0B58106 + D1B58E15



New titanium  
New titanio  
New titane  
New titan  
New titanio  
New titânio

Ref. D0B58106 + D1B58E08



White  
Blanco  
Blanc  
Weiß  
Bianco  
Branco

Ref. D0B58106 + D1B58E21



Black metal  
Negro metal  
Noir métal  
Schwarz metallic  
Nero metallo  
Preto metal

**SHAD**



# RED DOT 2017 AWARD TO THE EXPANDABLE CONCEPT



The Expandable top case has received the Red Dot 2017 award, one of the most prestigious design awards around the world. The SH59X and SH58X, a unique product in the market, has conquered the 40 members of the jury of Red Dot Award: Product Design 2017, for its high quality design.

The most respected design experts analyzed more than 5,500 applications from 56 countries, but only the designs that stand out for their quality and innovation have received the award. SHAD's Expandable Top case convinced jurors and deserved to win the prestigious Red Dot Quality Seal.

Another prize that recognizes the effort we make to offer innovative and quality products. This award joins those already awarded to the SH36 side case, the Red Dot 2015 and the German Award 2017, which place SHAD as the most internationally awarded motorcycle brand.

We are very proud and we want to share and thank these awards to all those who make SHAD a point of reference in our market.

WHICH IS YOUR HABITAT, TARMAC OR PATH?  
CHOOSE BETWEEN THE SOPHISTICATED LOOK CARBON OR THE RESISTANCE OF  
ALUMINIUM





If you like tarmac and Sport Touring, if you like to hold your head down and tucked behind the screen, the SH58X is your case. Its sophisticated carbon look (the carbon cover is included) matching the SH36 side cases, exudes modernity and sophistication. If you are those who like to take design further, you have available different colour covers, white, black metal and new titanium, or even customize your top case with a unique colour adapted to your motorcycle's colour.

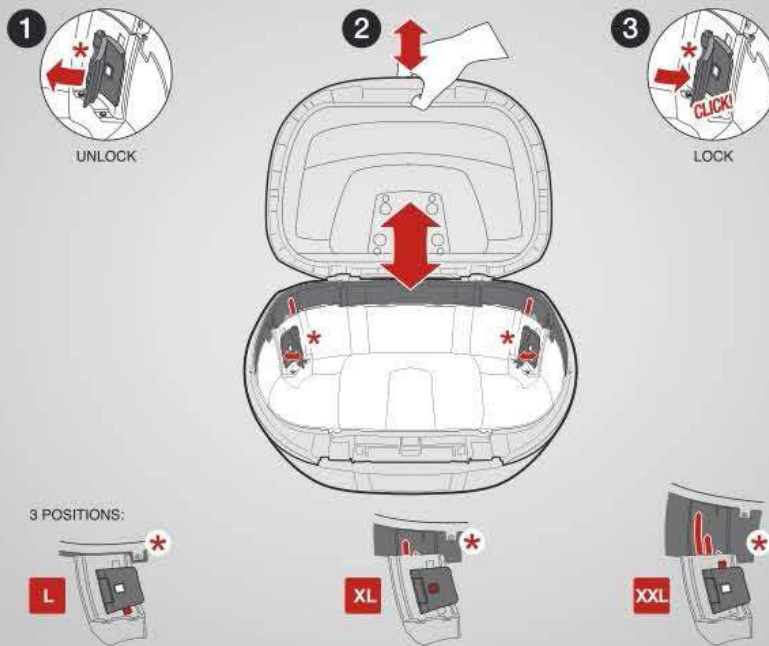
If you prefer Trail Adventures on twisting roads and mountain paths, and you drive in an upright position with an Enduro helmet, the SH59X, with its exclusive aluminium finish will captivate you. Aluminium is durable, light and environmentally friendly, because it can be easily recycled, which makes it one of the materials most commonly used to develop new products. Along with the new side cases SH35Alu, they will be a faithful travelling companion for truly adventurous.

## ENJOY EVERY MOMENT WITH ONLY A COUPLE OF CLICKS

With the new expandable top case, you will be able to do what is truly important



### EASY TO EXPAND



Both in its more tarmac version, the SH58X or the most trail, the SH59X, the luggage will be always safe and easily accessible, without having to add or remove the useful elastic straps. If you need ever more space, combined it with SHAD side cases, tank bags, etc.

Back home, you will not have to quit the best dynamic behavior of your bike. Switch between the different positions of the top case in just seconds, getting a great capacity for your day to day, but at the same time in a very compact and aerodynamic way.

# SPECIFIC ACCESSORIES

COMPLEMENT YOUR TOP CASE AND ENJOY MORE YOUR TRIP

## ACCESSORIES

### Backrest



D0R180

### Expandable Inner Bag



X0IB10

### Colour Covers



We have created a range of accessories where Design, while also enhancing the aesthetics of the set, is at the service of ergonomics and comfort.

Backrest. Designed as an aesthetics and ergonomic piece, the backrest D0R180 offers a greater comfort for the passenger, while also provides an improved aesthetics to the top case.

Expandable Inner Bag. The perfect match for a greater comfort. We have designed a new expandable inner bag, as the top case, to be fully adapted to the 3 top case positions. Use it to prepare the baggage or to carry it comfortably without having to release the top case from the motorcycle.

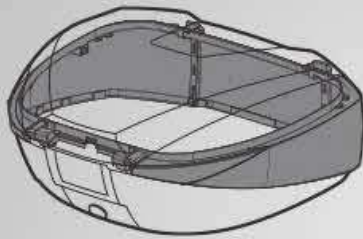
Colour Covers. SH58X offers 4 optional colours. In addition to the Carbon look (the carbon cover is included), the cover is available in several colours: white, metal black and new titanium.

ENGINEERED FOR RIDING  
EXPANDABLE – A NEW CHALLENGE



## STRUCTURAL FRAME

Patent Pending



## MOTODYNAMICS

From an aerodynamic case  
to a big coffer in seconds



The ultimate objective of SHAD was to develop a new concept of expandable top case, whose interior volume can be extended at the user's will.

The technical challenges that we considered were:

1.- A maximum capacity for 2 Enduro helmets. Currently it does not exist any other aftermarket top case with these features and adaptable to a large number of motorcycle models.

2.- Design a multiple adjustable system, with at least 3 selectable positions and very easy to manage, being able to choose 3 different capacities without effort, in a few seconds.

3.- Maximize product durability. In other adjustable models available in the market, the lock system extends and contracts in solidarity with the top case, so the mechanism supports a greater wear. In SHAD we have designed a locking that does not swing with the cover, but is located in a fixed point of the structure. With this innovation, a more efficient and durable product is achieved for the end user.

4.- Achieve high dynamic performance, optimizing weight and aerodynamics in any of the three volumes. The new Expandable case uses a structural frame, as the one developed for SH36 side cases, which guarantees high rigidity while minimizing the weight of the set. In addition, a significant reduction in the complexity of the regulation mechanism also contributes to this reduction in weight.

As a result, the case is the lightest in its category, greatly improving the driving of the motorcycle.

This series of innovations has allowed us to patent the new Expandable SH59X and SH58X cases, making them unique and exclusive in the market.

# THE MOST VERSATILE TOP CASE

## THREE CASES IN ONE



### EXPANDABLE Concept



The versatility of this new design provides solutions to a wide variety of interests, offering a large range of capacities.

**L** – From your early mornings until your late nights

In its most compact mode (L), this case offers a volume of 46L, which allows to transport the things needed for every day. In this position, aerodynamics and the motorcycle-case set become the priority.

**XL** – For your non-stop getaways

In the second level (XL) it reaches 52L, which are very helpful for those short weekend trips, storing 2 full-face helmets. We achieve an optimal balance between capacity and dynamics performance.

**XXL** – Conquer your next adventure





















Finally, when the case is completely expanded (XXL), the volume reaches the 58L, enough to bring anything you need to that amazing adventure you have been dreaming about for so long.

*Capacity/Aerodynamics Ratio of the different sizes*

SIZE	CAPACITY	AERODYNAMICS
L	6	10
XL	8	8
XXL	10	6

We know that there are times when each liter of capacity has a great value. The new SHAD expandable top cases are your best ally.

# TECHNICAL DETAILS

 <p>Change Colour System </p>  <p>CHANGE COLOUR SYSTEM</p>	 <p>D1B48PA plate included </p>  <p>PLATE</p>	 <p>Optional backrest as an accessory </p>  <p>ACCESSORY BACKREST</p>	 <p>Optional brake light as an accessory </p>  <p>ACCESSORY BRAKE LIGHT</p>	 <p>Smart Lock System</p>  <p>SMART LOCK SYSTEM</p>
 <p>IMPACT RESISTANT</p>	<p>Optional inner bag as an accessory</p>  <p>ACCESSORY INNER BAG</p>	 <p>DESIGNED IN BARCELONA</p>	<p>Waterproof Sealing System</p>  <p>WATERPROOF</p>	 <p>COMPRESSION STRAPS</p>
<p>2 Trail Helmets</p>  <p>CAPACITY</p>	 <p>EXPANDABLE TOP CASE</p>	<p>Width: 61 / Height: 27 / Depth: 48</p>  <p>MEASUREMENTS</p>	<p>Maximum Load: 10 Kg. / 58 L.</p>  <p>MAXIMUM LOAD</p>	