



Cut Blue



E1

EXPLORE YOUR LIMITS - ON AND OFF ROAD

Introducing the modern adventure helmet with the convenience of a flip-up and the safety of a SCHUBERTH! Discover the world in the new E1.

OUR DUAL SPORT HELMET FOR ADVENTURERS:

- The comfort of a flip-up helmet.
- Filtered chin ventilation.
- Three position adjustable peak.



THE ADVENTURE BEGINS WHEN THE ROAD ENDS.

Let the others take the beaten path. The E1 by SCHUBERTH lets you concentrate on what's ahead, so you can blaze new trails and get the most out of your ride.

The innovative dual sport helmet for enduro, touring and adventure riders offers the highest level of comfort, flexibility and safety for both onroad and offroad riding.



FITS PERFECTLY. FITS SAFELY:

Two different shell sizes allow for a wide range of helmet sizes, from XS all the way up to 3XL.

The E1 is the perfect fit for almost any rider, and meets and exceeds DOT testing standards.



A BREATH OF FRESH AIR:

A sophisticated ventilation system inside the helmet shell provides a constant flow of fresh air to keep the visor clear of fog and the rider cool and refreshed.







The top vents circulate air throughout the helmet. The shield vent prevents the shield from fogging up.

The chin vent can be regulated to flow large amounts of air when needed, while the built-in filter can be removed and washed following those dusty rides.








EYES ON THE ROAD: THE SHIELD

The external shield is made from scratch-proof polycarbonate, manufactured in the injection molding process. The clear shield passes optical class 1 standards, meaning this is as clear and free of distortion as it gets. Change to a tinted shield in seconds without the use of extra tools. The E1 also features an anti-fog lens.

- | | |
|--|---|
|  Clear |  Dark Smoke |
|  High Definition orange |  Blue mirrored |
|  High Definition yellow |  Light smoke |

QUICK TRANSITION: SUN VISOR

The internal sun visor can be extended or retracted with one hand by using the slider on the edge of the helmet. Now you can react lightning quick to sudden sun glare.

- | | |
|---|--|
|  Dark smoke |  Clear |
|  Silver |  Yellow |
|  Blue mirrored | |



OPEN AND CLOSED - WELL PROTECTED ON THE RIDE

When the chin bar of the E1 is lifted up the peak and face shield are designed to fit into one another perfectly.

The peak can also be fixed in three positions.

The face shield can be operated in any position regardless of the peak.



STAY COOL-HEADED

COOLMAX® textiles are used on the inside of the helmet to create an optimal climate. The liner wicks away moisture and helps in conjunction with the ventilation system to keep the helmet at optimum temperature while riding. All the inner liners of the E1 are OEKO-TEX® standard 100 approved meaning they are ensured to be free of harmful chemicals. The liners are also removable and washable to keep your helmet fresh no matter how much you use it it.



SMOOTH AND QUIET: AERODYNAMICS AND AEROACOUSTICS COMBINED

The E1 has been designed in the SCHUBERTH windtunnel to be stable at high speeds.

The rear downforce spoiler eliminates buffeting and drag effects while riding.

Additionally while in the windtunnel SCHUBERTH engineers test for aeroacoustics making the helmet extremely quiet.

DATA SHEET E1

PRODUCT DESCRIPTION

The adventure begins where the road ends: whether you are riding to work or taking a trip to the mountains – with the SCHUBERTH E1 you can just focus on what is ahead of you, regardless of the path you choose. Discover the world, blaze new trails, and simply go wherever your ride takes you. This innovative dual sport helmet for adventure riders offers the highest level of comfort, flexibility, and safety. The ultimate gadget for modern adventure-seekers who do not want to compromise.

- Equipped for any type of adventure: fully articulating peak visor, which can be adjusted to three different positions independently from the face shield and chin bar
- More air to breathe: closable chin vent with removable and washable filter
- The E1 is equipped to accommodate the SCHUBERTH SRC or SC10U Systems (sold separately)

COLORS AND GRAPHICS

- 2 solid colors
- 9 graphics

HELMET SIZES

XS (53) – S (55) – M (57) – L (59) – XL (61) – XXL (63) – XXXL (65)

WEIGHT

Starting at 4.07 lbs.

HELMET SHELL

- Directly processed glass fibre (SCHUBERTH Direct Fibre Processing) combined with a special resin is compressed in a vacuum at high pressure to form a uniquely solid and light helmet shell
- Carefully crafted in our proprietary wind tunnel, aerodynamically optimized for high speed stability without buffeting

INNER SHELL

- The complex segmentation of our specially optimized EPS foam liner ensures optimal shock absorption to keep your head protected
- Multipath channels in the EPS liner allow for excellent ventilation throughout the helmet

FEATURES

- Removable and washable inner lining; allergen-free and anti-bacterial (Oeko-Tex 100 certified)
- Coolmax® fabric turns the interior of your helmet into a highly effective moisture removal and cooling system
- First-class visors offer clear vision without any distortion
- Easy change mechanism for a quick and simple face shield change without the use of tools
- Preinstalled anti-fog lens prevents shield from fogging
- Integrated flip-down sun visor
- 2 helmet shell sizes allow for best fit with excellent protection
- Anti-Roll-Off System (A.R.O.S.) to ensure that helmet is kept in place
- FM and Bluetooth antennas integrated into the helmet for optimum reception
- Reflective elements make riding even safer



SCHUBERTH

Learn more about motorcycle helmets we have.