



SEAL D+CTOR

 **RISK**
RACING
EVERYTHING IS SWEETENED BY RISK

THE PROBLEM: LEAKY FORK SEALS



THE CURRENT SOLUTION

OPTION 1: SERVICE SHOP

TAKE THE BIKE TO THE DEALERSHIP FOR REPAIR OR REMOVE SUSPENSION FROM THE BIKE AND SEND IT IN.

AVERAGE COST: \$80-120 + PARTS

OPTION 2: REPAIR YOURSELF

BUY SPECIALTY FORK SEAL DRIVER TO FIT YOUR SIZE FORK

BUY NEW SEAL KIT

BUY NEW FORK OIL

REMOVE FORKS FROM THE BIKE AND FOLLOW COMPLICATED AND VERY SPECIFIC DETAILS FOR A PROPER REPAIR.

SUMMARY:

- COMPLICATED AND EXPENSIVE
- TIME OFF THE BIKE

Most dirt bike riders are faced with leaky fork seals several times a year. They are challenged to repair a complicated system which requires specialty tools, or they are forced to pay for an expensive repair bill.

Additionally, it can ruin a race day. Having the ability to quickly and easily repair a leaky fork seal at the track can save repair costs, race entry fees and salvage valuable title points!

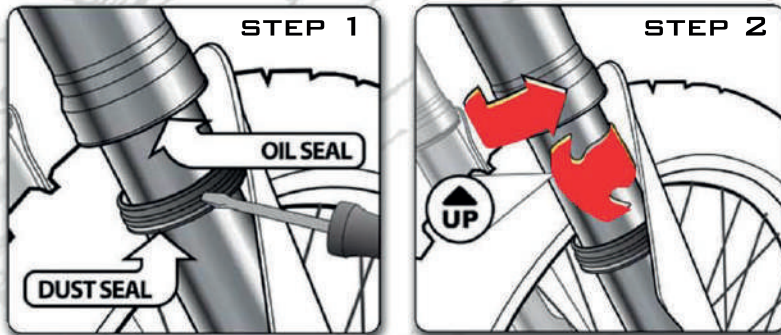


PROTECTIVE HOLDER

- ❧ PREVENTS AND CURES LEAKY FORK SEALS IN SECONDS!
- ❧ JUST SNAP ON AND TWIST
- ❧ FITS ALL FULL SIZE BIKES FORK DIA 45MM TO 55MM
- ❧ REMOVES THE DIRT THAT CAUSES LEAKY SEALS
- ❧ PROTECTIVE HOLDER FOR TOOL STORAGE INCLUDED
- ❧ MADE FROM SUPER STRONG POLYACETYL
- ❧ SAVES TIME AND MONEY!

SEAL DOCTOR


*PATENT PENDING



DIRECTIONS:

1. Gently pry the dust seal down using a flat blade screwdriver, taking care not to damage the fork leg. Wipe away any visible dirt or water with a clean cloth.
2. Snap the Seal Doctor onto the fork leg with the **UP** symbol towards the oil seal. Slide the cleaning hook gently under the seal lip and rotate a full 360 in the direction shown. Using the lower hook, repeat for the dust seal.
3. Wipe the fork leg clean before pressing the dust seal back into position.

***The Seal Doctor removes the dirt that causes leaky for seals, but always check fork leg for scratches, repair if necessary and replace damaged fork seals.**

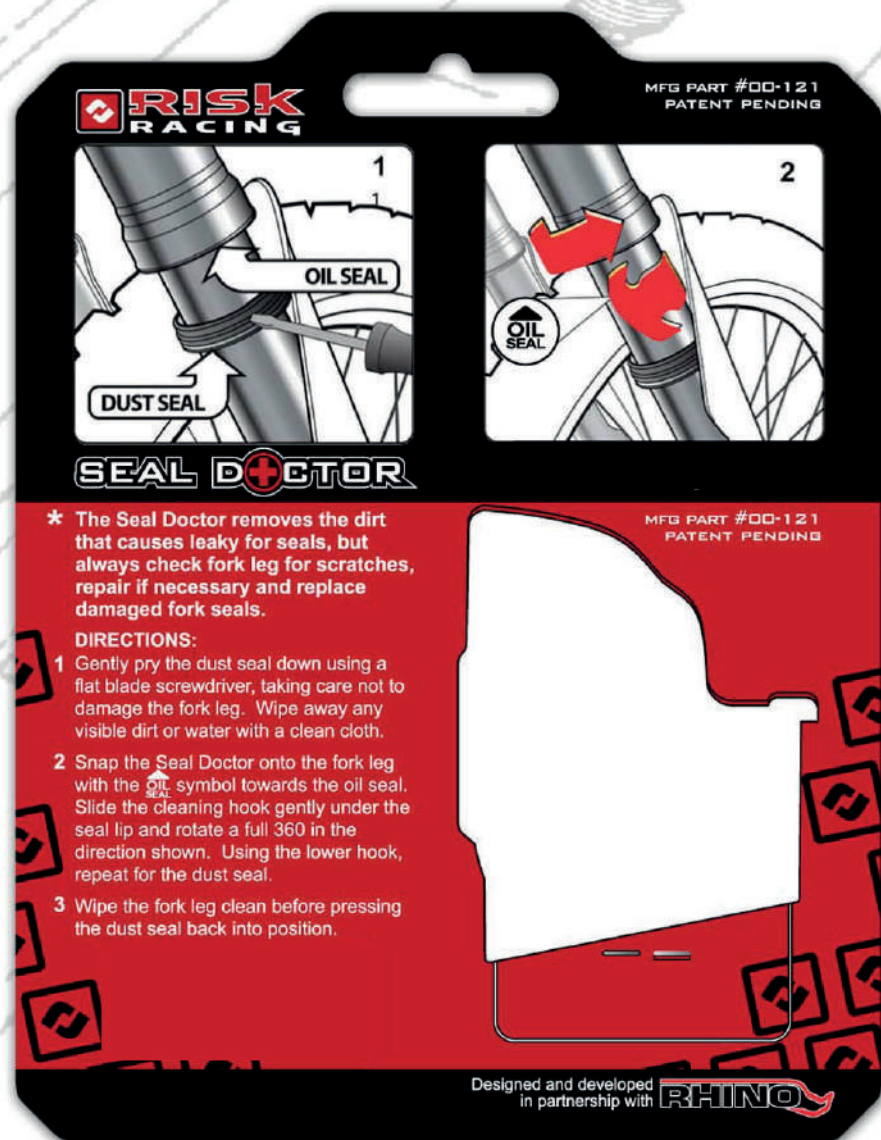


SEAL DOCTOR

*PATENT PENDING



FRONT



BACK

PACKAGING

The Risk Racing® Seal Doctor
Prevents and cures leaky fork seals in seconds!



SEAL DOCTOR

Mooresville, NC – Most dirt bike riders are faced with leaky fork seals several times a year. Riders are then challenged to repair a complicated and sensitive suspension system which requires specialty tools. The alternative is to pay for an expensive repair bill and take time off the bike while it is in the shop. Additionally, it can ruin a race day or an epic trail ride. However, having the ability to quickly and easily repair a leaky fork seal at the track or on the trail can save repair costs, race entry fees, salvage valuable title points or reclaim that weekend trail ride!

The Risk Racing Seal Doctor removes the dirt that typically causes a leaky fork seal...And you can do it right at the track or on the trail!

The majority of fork seals leak due to dirt being trapped in the seal. Obviously this leak will affect the suspension tuning of your bike. It can also soak your front brake pads creating unsafe riding conditions. This common problem is exactly why the Seal Doctor was designed. Just snap the Seal Doctor on your fork tube, insert it into the leaky seal and twist. The design of the Seal Doctor maintains the proper position and angle as you rotate around your fork tube. It effortlessly pulls the dirt out of the fork rather than pushing it deeper into the fork.

The Seal Doctor also comes with a protective holder so that it can be stored safely in your toolbox or trail pack ensuring you always have the appropriate tool for the job.

Note

It is important to note that although the majority of fork seals leak due to debris caught in the seal, some seals leak because they are torn, damaged, or there is a nick in the fork tube. ALWAYS inspect your fork tube for small nicks or damage.



On our website you can discover more about tools.