





**Fitting Instructions for RAD0190BK Radiator Guard**  
**KAWASAKI VULCAN S '15-**



**In This Kit There Should Be**  
**1x Radiator Guard (RAD0190BK)**  
**1x M6 x 16mm long Button Head Bolt**  
**1x M6 Washer**  
**2x Cable Ties**  
**2x 100mm Lengths of self-adhesive Foam**



Picture 1



Picture 2




Picture 3



Picture 4



Picture 5



Picture 6

### **GENERAL TORQUE SETTINGS**

- M4 BOLT = 8Nm
- M5 BOLT = 12Nm
- M6 BOLT = 15Nm
- M8 BOLT = 20Nm
- M10 BOLT = 40Nm
- M12 NYLOC NUT = 40Nm

### **TOOLS REQUIRED**

- Socket set to include 10mm socket & wrench.
- 4mm Allen key or socket bits with extension.
  - Cable cutters.



## **FITTING INSTRUCTIONS**

- To fit the radiator guard to the bike cut the foam strip provided into 10mm wide pieces and stick them to the back of the radiator guard frame, so that they sit between the radiator guard and the radiator.
- Remove the bolt that secures the bottom of the radiator in place, located on the back side of the radiator, as shown in picture 1.
- Offer the R&G radiator into place locating the bottom mounting bracket around the radiator from underneath, then lift the radiator guard upwards to allow the top mounting brackets to locate over the top edge of the radiator, before sliding the guard towards the left side of the bike to align correctly, as shown in pictures 2 & 3. *Ensure that the lower mounting bracket sits between the plastic fan surround and radiator mount on the reverse.*
- Loop one cable tie through the top mounting holes and around the radiator mount on both sides of the bike, before loosely tightening, as shown in picture 4.
- Fit the M6 x 16mm long button head bolt through the M6 washer, then position through the plastic fan surround, then through the radiator guard mounting hole before tightening into the threaded boss on the radiator mount, as shown in picture 5.
- Ensure the radiator guard is correctly mounted before tightening the cable ties and bolt, as shown in picture 6.

### **CONSUMER NOTICE**

The catalogue description and any exhibition of samples are only broad indications of the Products and R&G may make design changes which do not diminish their performance or visual appeal and supplying them in such state shall conform to the order. The Buyer acknowledges no representation or warranty (other than as to title) has been given or will apply to the Products other than those in R&G's order or confirmation and the Buyer confirms it has chosen the Products as being of merchantable quality and suitable for its particular purposes. Where R&G fits the Products or undertakes other services it shall exercise reasonable skill and care and rectify any fault free of charge unless the workmanship has been disturbed. The Buyer is responsible for ensuring that the warranty on the motorcycle is not affected by the fitting of the Products. On return of any defective Products R&G shall at its option either supply a replacement or refund the purchase money but shall not be liable if the Products have been modified or used or maintained otherwise than in accordance with R&G's or manufacturer's instructions and good engineering practice or if the defect arises from accident or neglect. Other than identified above and subject to R&G not limiting its liability for causing death and personal injury, it shall not be liable for indirect or consequential loss and otherwise its liability shall be limited to the amounts paid by the Buyer for the Products or the fitting or service concerned. These terms do not affect the Buyer's statutory rights.