




FITTING INSTRUCTIONS FOR CP0289BL CRASH PROTECTORS
KTM 125 DUKE

LHS



RHS

Please note that the way the kit is packed does not necessarily represent the way of mounting to the bike



Rear of Bike


Front of Bike

Please note that in cases where kits are packed with rubber washers holding the components onto the bolt – *the rubber washers should be thrown away!*




THIS KIT CONTAINS THE ITEMS PICTURED AND LABELLED BELOW
DO NOT PROCEED UNTILL YOU ARE SURE ALL PARTS ARE PRESENT

LHS



RHS





TOOLS REQUIRED

- Socket set and Metric Allen Key set.
- Torque wrench (up to 40Nm).

LEGEND

1. M10 x 1.25 x 60mm long Hex Head Bolts (Crash Protector Bolts x 2)
2. M10 Standard Washers (x 2)
3. M12m Locking Washers (x 2)
4. BC0002 Crash Protector Caps (x 2)
5. B0061 with CS340 (12mm) Crash Protector Bobbins (x2)
6. M8 x 40mm Long Cap Head Bolts (Mounting Block Bolts x 4)
7. M8 Standard Washers (x 4)
8. M0277 Black Anodised Mounting Block (x 2)


Fitting Instructions

- Remove 2 x original equipment M8 Hex head bolts from the frame
- Bolt Aluminium Mounting Block to frame using 2 x M8 Cap Head Bolts and washers (See Pic)
 - Tighten to no more than 20Nm





- Bolt Crash Bobbin to Mounting Block using 1 x M10 Hex Head Bolt with a standard washer and a locking washer (See Pic)
 - Making sure that the locking washer sits against the Bobbin



- Tighten bolt until you feel some compression from inside the protector
 - Turn a little more so that you feel the compression increase slightly
 - Then apply a quarter turn
 - Tighten to no more than 40Nm
 - Do not over tighten as damage can occur to the bike
 - If not already fitted, fit the bubble sticker into recess of crash protector cap
 - Fit crash protector cap into crash protector
- Please note the Crash Protector must be positioned as per the main picture with the bigger end towards the front of the bike



CONSUMER NOTICE

The catalogue description and any exhibition of samples are only broad indications of the Products and R&G may make design changes which do not diminish their performance or visual appeal and supplying them in such state shall conform to the order. The Buyer acknowledges no representation or warranty (other than as to title) has been given or will apply to the Products other than those in R&G's order or confirmation and the Buyer confirms it has chosen the Products as being of merchantable quality and suitable for its particular purposes. Where R&G fits the Products or undertakes other services it shall exercise reasonable skill and care and rectify any fault free of charge unless the workmanship has been disturbed. The Buyer is responsible for ensuring that the warranty on the motorcycle is not affected by the fitting of the Products. On return of any defective Products R&G shall at its option either supply a replacement or refund the purchase money but shall not be liable if the Products have been modified or used or maintained otherwise than in accordance with R&G's or manufacturer's instructions and good engineering practice or if the defect arises from accident or neglect. Other than identified above and subject to R&G not limiting its liability for causing death and personal injury, it shall not be liable for indirect or consequential loss and otherwise its liability shall be limited to the amounts paid by the Buyer for the Products or the fitting or service concerned. These terms do not affect the Buyer's statutory rights.