



OFFROAD PRODUCT GUIDE 2019



Forged from personal inspiration and collective innovation, Rekluse changed the game. Our clutch technology has improved riding experiences for powersports enthusiasts worldwide. We believe in the philosophy that good enough is never good enough. Driven by purpose, progress and performance, we will inspire a better adventure.

We are renowned for our world-class automatic clutches. Our unique technology enhances the riding experience by automatically engaging and disengaging the clutch based on engine speed to prevent stalling, thus eliminating the need to manually actuate the clutch lever. Don't worry though, the clutch lever is still fully functional and can be used like stock to get an extra boost when the situation calls for it. By eliminating engine stalling and optimizing power delivery, you get access to more fun, faster lap times and less fatigue.

In addition to auto clutches, we offer high-quality manual clutches and accessories. Our manual clutches, which are unmatched in durability and versatility, add another element to maximize the performance of your ride. Rekluse products are engineered, developed and manufactured at our facility in Boise, ID.

**Driven by purpose, progress and performance,
we will inspire a better adventure.**



Rekluse products are engineered,
developed and manufactured in
Boise, Idaho, USA.

Technology

All Rekluse clutch products are precision engineered and made of high quality materials to provide the best in performance and durability. Our components are stronger, lighter, longer lasting and built for maximum performance.

TorqDrive®

Our championship proven TorqDrive friction disk technology provides riders with added durability, a highly responsive feel and the torque capacity required to access the motor's full potential. TorqDrive disks feature a high strength steel core and friction material with unmatched energy capacity. TorqDrive delivers next level clutch control and consistency. Rekluse steel basket lining sleeves provide protection against basket wear and notching.




TorqDrive
Friction Disks

Rekluse Steel
Basket Sleeves



OEM



TorqDrive®

More Frictions = More Torque Capacity

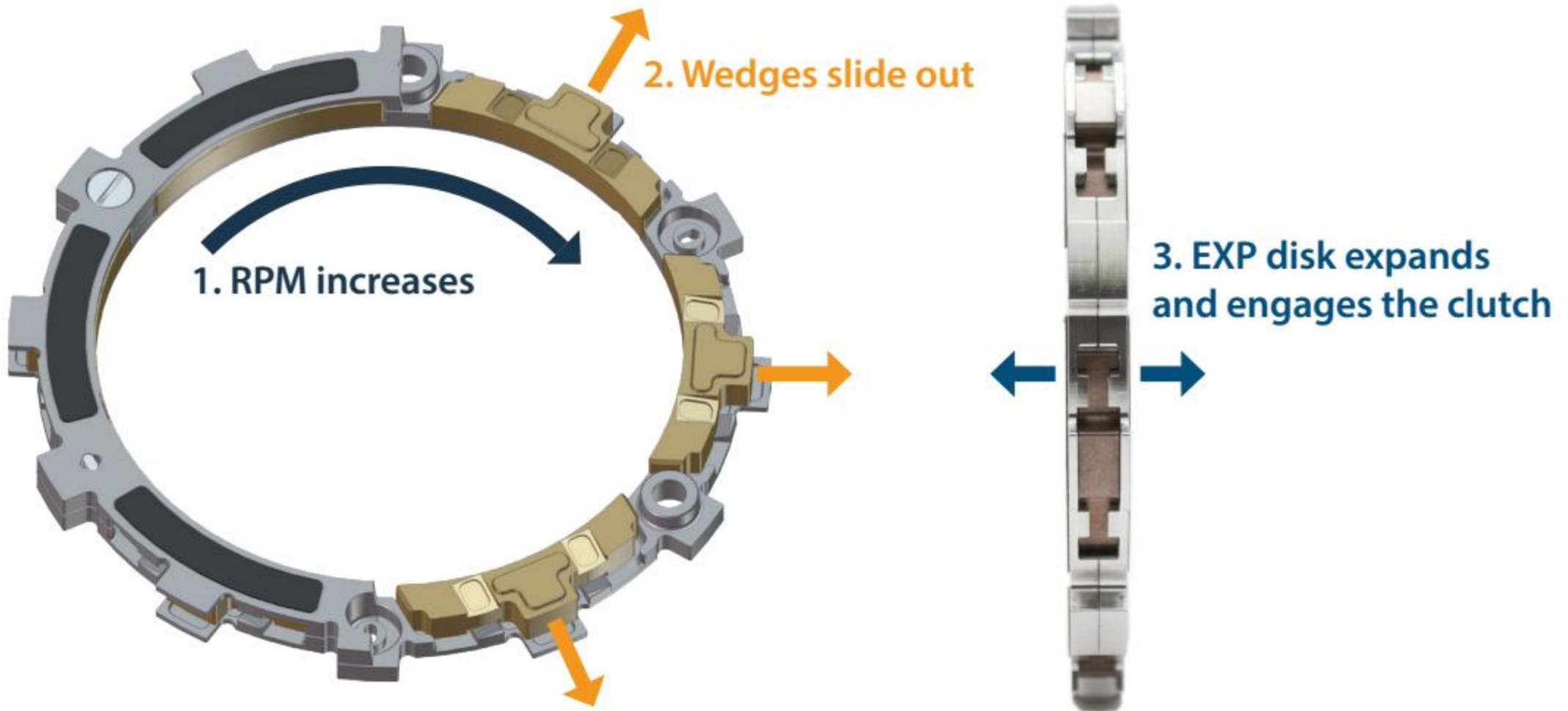
JUSTIN BRAYTON
SmarTop/MotoConcepts/Honda



MotoConcepts Racing
Roo Photography

EXP

Using principles of centrifugal force, EXP technology automatically engages and disengages the clutch based on engine RPM to eliminate stalling. With EXP, riders can start and stop without touching the clutch lever. EXP automatic clutch technology provides riders precision control, maximum traction and confidence to charge any obstacle on the track or trail while allowing full use of the clutch lever.



Core

Our Core technology is the foundation of our premium clutch systems. Engineered and made from aerospace quality billet aluminum, Core components optimize oil flow, last longer and reduce temperatures to maintain consistent performance even in extreme conditions. Components are designed for optimized spring locating to eliminate binding, providing smooth lever action.



Center Clutch



Pressure Plate



RadiusCX is the latest evolution in clutch technology. This top of the line product brings together all of our technology innovations in one package. RadiusCX delivers next level durability, clutch control and more direct power



RYAN SIPES

Darrin Chapman

RADIUScx

FEATURES AND BENEFITS

- Prevents engine stalls
- Increased torque capacity and power transfer over OEM
- TorqDrive equipped - provides longer life with less adjustment
- Boosts rider confidence in all types of terrain
- Standard clutch lever function with full override capability
- Options for external adjustment

FEATURED TECHNOLOGY

- Core
- EXP
- TorqDrive
- Billet Clutch Cover



Core



EXP



TorqDrive




RADIUS_x

FEATURES AND BENEFITS

- Prevents engine stalls
- Increased power transfer over OEM
- Externally adjustable
- TorqDrive equipped - provides longer life with less adjustment
- Boosts rider confidence in all types of terrain
- Standard clutch lever function with full override capability

Also available for dual sport and adventure models



Adjustable Reach Clutch Lever

- The perfect addition to any Rekluse clutch
- Set modulation area to exact desired location
- Less lever travel to full disengagement
- Adjustability accommodates wide array of hand sizes

Some RadiusX clutches include a Rekluse pressure plate for compatibility with KTM and Husqvarna DDS clutch design

RadiusX delivers high performance at a great value, adding TorqDrive friction technology to our flagship automatic EXP disk, all within an OEM clutch footprint.



CoreEXP 3.0

FEATURES AND BENEFITS

- Prevents engine stalls
- Fully tunable to suit rider and/or terrain
- Matches OEM clutch torque capacity
- Billet components offer superior durability
- Standard clutch lever function with full override capability

FEATURED TECHNOLOGY

- EXP
- Core
- Billet clutch cover



Core EXP benefits riders of all levels and disciplines. Designed to utilize OEM frictions and Core technology, Core EXP was a game changer in improving lever feel for auto clutches.



RICKY RUSSELL
AmPro Yamaha

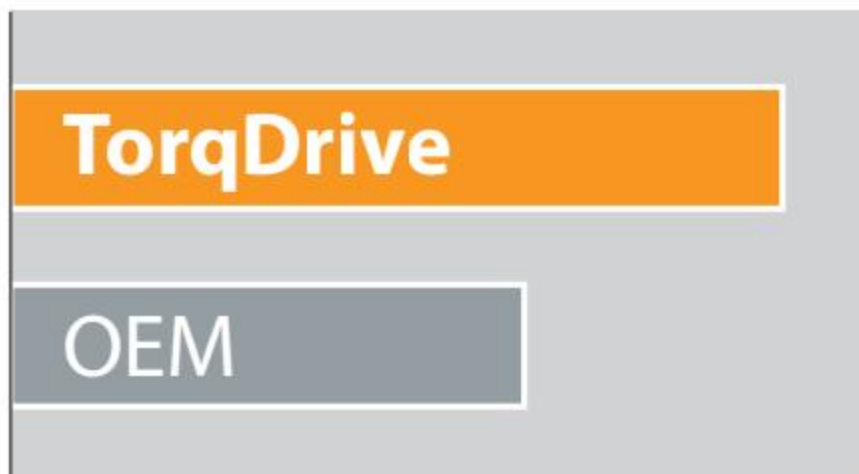
CoreManual TorqDrive®

FEATURES AND BENEFITS


- Virtually eliminates clutch fade
- Stronger drive throughout the power band, up to 40% more torque capacity
- Better starts and acceleration out of corners
- Improved drive through the whoops and other challenging sections
- Maintains a stock or lighter than stock lever pull
- Rekluse basket sleeves eliminate basket wear and notching
(not applicable for KTM/Husqvarna models)

MORE FRICTIONS = MORE TORQUE CAPACITY

Up to 40% more torque capacity than OEM



**Varies by model*



TorqDrive vs OEM

TorqDrive® + Core Technologies



Core Manual TorqDrive® delivers unprecedented performance and durability. This top-of-the-line manual system features technology that is not available anywhere else in the industry.



AARON PLESSINGER
2018 250SX West Champion
2018 250MX Champion

Monster Energy/Yamalube/Star Racing Yamaha

JASON ANDERSON

2018 450SX Champion

Rockstar Energy Husqvarna Factory Racing



CoreManual™

Constructed from hard anodized billet aluminum components, Core Manual is a professional grade manual clutch that offers superior durability and reliability over stock components.

FEATURES AND BENEFITS

- Consistent lever modulation
- Components are lighter, stronger, and perform better than stock
- Superior oil flow to extend clutch life
- Components are designed for optimized spring locating to eliminate binding, providing smooth lever action.



Product varies by model



Simon Cudby

ROCKSTAR ENERGY HUSQVARNA
FACTORY RACING

MITCH ANDERSON





ZACH BELL

Chaparral Motorsports/
Precision Concepts/Kawasaki Team Green™

NEW!


MANUAL

TorqDrive[®] CLUTCH PACK

A high performance manual clutch is now more accessible than ever with the TorqDrive Clutch Pack. It's as easy as swapping your clutch plates. Proven at the highest levels of racing, TorqDrive thin friction disk technology allows more disks to fit in your stock clutch's footprint, decreasing slip and unlocking the full power of your engine. Whether you're setting track records or shredding your favorite trail, the TorqDrive Clutch Pack will give you the advantage you're looking for.

FEATURES AND BENEFITS

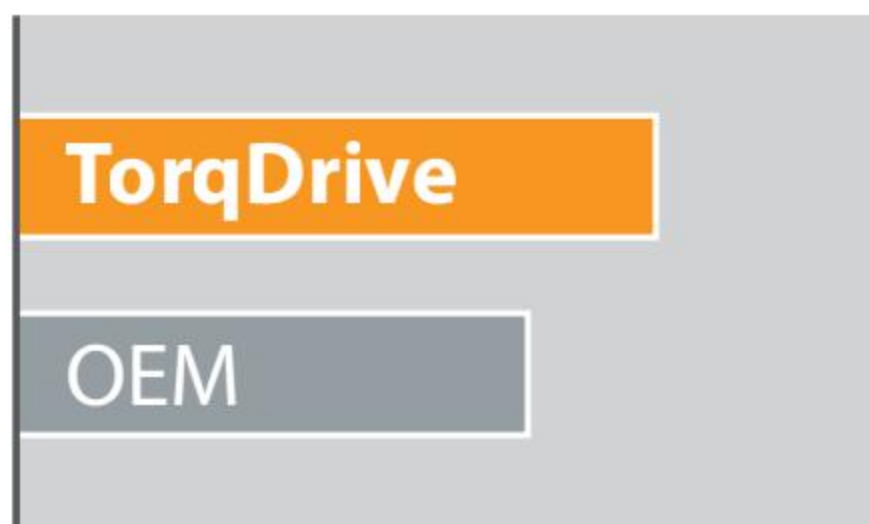
- Stronger pull throughout the power band
- More positive engagement
- Easier control of power delivery
- More consistent lever control on starts
- Virtually eliminates clutch fade
- Increased clutch life
- Rekluse basket sleeves eliminate basket wear and notching
(not applicable for KTM/Husqvarna models)




Cable actuated configuration shown. Product varies by OEM clutch design.

MORE FRICTIONS = MORE TORQUE CAPACITY

25% more torque capacity than OEM



**Varies by model*



TorqDrive vs OEM

YXZ1000

EXP3.0

A new coil spring pressure plate offers tunability to increase spring pressure over stock. This system allows drivers to operate the manual transmission with ease, providing smoother engagement at low speed. The centrifugal action of the clutch eliminates stalling and improves acceleration.

FEATURES AND BENEFITS

- Prevents engine stalls
- Easier for drivers to maneuver at low speeds
- Fully tunable to handle the demands of varying conditions and terrain
- Cooler operating temperatures and more efficient clutching provide extended clutch life



FEATURED TECHNOLOGY

- EXP
- Billet Coil Spring Pressure Plate
- Adjustable Slave Cylinder (provides external adjustment)

YXZ1000

TorqDrive®

TorqDrive for YXZ1000 provides an additional 5 plates over stock, delivering unprecedented performance, tuning, and durability for all models. Our innovative clutch disk technology allows us to put more disks into the clutch pack, which means more torque is transferred to the rear wheels.

FEATURES AND BENEFITS

- 16 friction disk pack for both R and SS models
- Converts clutch to coil springs for improved performance
- Improved pedal modulation for R models
- Designed to withstand heavily modified engines
- Rekluse basket sleeves eliminate basket wear and notching



FEATURED TECHNOLOGY

- TorqDrive
- Billet Coil Spring Pressure Plate



ACCESSORIES

Billet Clutch Basket

The backbone of your clutch system, Rekluse clutch baskets are precision machined to safeguard your internal components, keeping you on the track or trail longer.

FEATURES AND BENEFITS

- Billet aluminum hard anodized construction
- Extreme durability resists notching and extends clutch life
- Exclusive replaceable cushions protect your transmission even under the most demanding conditions (most models)
- Tightly controlled tolerances ensure smooth operation, less drag and reduced clutch noise



Clutch Cover

Rekluse clutch covers are specifically engineered to provide unparalleled durability and performance in a single stylish component. Our covers are ready to ride whenever you are and they stand up against rocks, logs, boots, and whatever else you may encounter in your adventures.

FEATURES AND BENEFITS

- Billet aluminum provides incredible strength
- 2x hard anodized for enhanced durability and wear resistance
- Specifically designed to complement the performance of your Rekluse or OEM clutch

Left Hand Rear Brake Kit

The perfect complement to a Rekluse auto clutch, the Left Hand Rear Brake Kit allows riders to fully operate the rear brake using only their left hand. The rear brake foot pedal is still retained for use and is operational at any time.

FEATURES AND BENEFITS

- Superior rear brake control at your fingertips, especially when standing
- Easier to ride challenging terrain including steep declines and narrow ridges
- Multiple mounting configurations offer customized ergonomics
- Includes a stainless steel brake line and hardware
- Faster cornering - especially right handers



Manual Slave Cylinder

Rekluse billet aluminum manual slave cylinders are a direct bolt-on replacement product designed to improve the hydraulic system's durability and increase the rider's connection to the engine. Developed in partnership with Rockstar Energy Husqvarna Factory Racing, the slave cylinders have been tested in the toughest riding environments at the highest levels of racing.

FEATURES AND BENEFITS

- Hard anodized billet aluminum housing and piston
- Improved clutch modulation
- Durable seal design
- Designed for use with OE or aftermarket manual clutch systems

**Note: Not compatible with auto clutches (RadiusCX, Core EXP 3.0, RadiusX)*



NEW!

Street

Rekluse clutches for street bikes are designed to increase performance. Choose RadiusX™ (centrifugal) or TorqDrive® (manual) to elevate your ride.

Available for:

- 1998+ Harley-Davidson® Twin Cam® models (Touring, Dyna®, Softail®, Trike)
- Excludes V-Rod®
- 2017+ Harley-Davidson® Milwaukee Eight® – M8 (Touring, Softail®, Trike)
- 1995+ Harley-Davidson® Sportster® models (only auto available)
- 2014+ Harley-Davidson® Street® 500/750 models
- 2015+ Indian® Scout® models

