

BMW S1000RR '15-

REF 9767

SIDE SPOILER DOWNFORCE



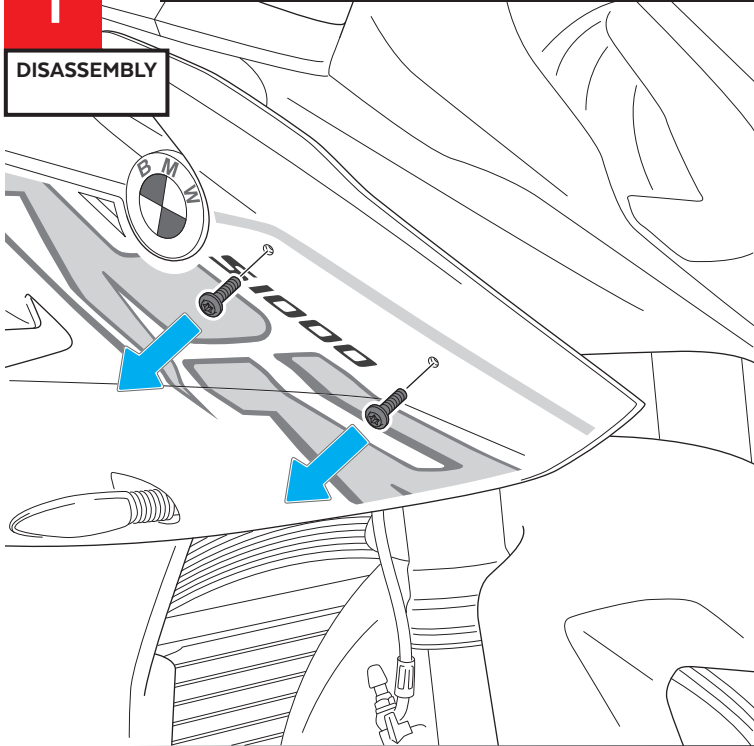
ID	PART	DESCRIPTION	QTY	REF
1		Right main plain spoiler	1	10622
2		Right black/blue/red/orange/green Winglet	1	3692N/A/R/T/V
3		Left main plain spoiler	1	10622
4		Left black/blue/red/orange/green Winglet	1	3692N/A/R/T/V
5		Right metal suport (R)	1	SOPOR-2P-4-9767
6		Left metal suport (L)	1	SOPOR-2P-4-9767
7		M4 Locking nut	4	TUERCAE985-0290
8		Ø4,5 x Ø11 x 2mm Rubber washer	4	ARAND-EPDM--722
9		M4x0,5 Nylon washer	8	ARNV00000000311
10		M5x16 Ø11 ISO 7380 Allen screw	4	TORNI-I7380-493
11		Ø14 x Ø8,5 x 3,5 Arrowhead	4	CASQUI-----182
12		M5x1 Nylon washer	4	ARNV00000000245
13		M5x11 Ø11 ISO 7380 Allen screw	4	TORNI-AI----520
14		M4x12 Ø9 ISO 7380 Allen screw	4	TORNI-I7380-800
15		M5 ISO 7380 Allen screw cap	4	TAPON-----85
16		14x60mm protective adhesive foam (supplied already mounted on item 5-6)	1	ESPUM-NC+ADHM--

BMW S1000RR '15-

MOUNTING INSTRUCTIONS

1

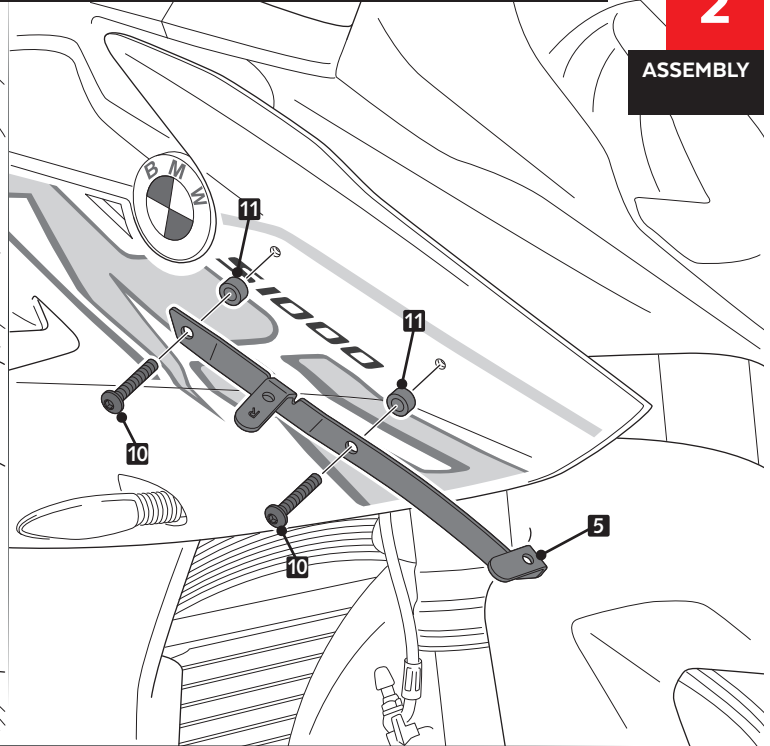
DISASSEMBLY



The right side assembly is shown as an example, so the same steps can be performed for the left side assembly.

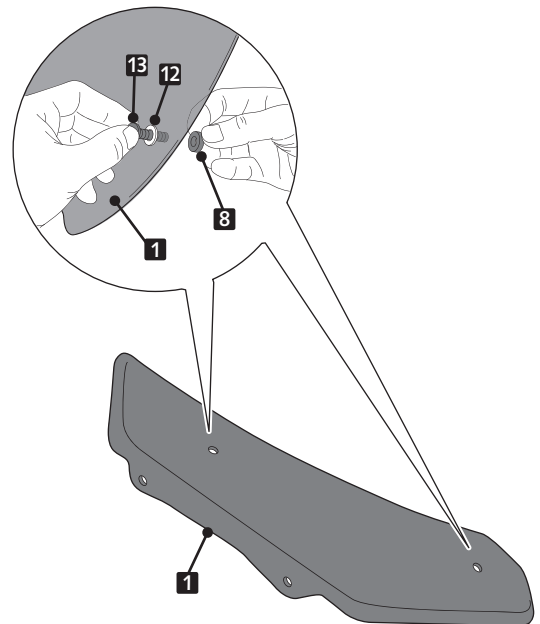
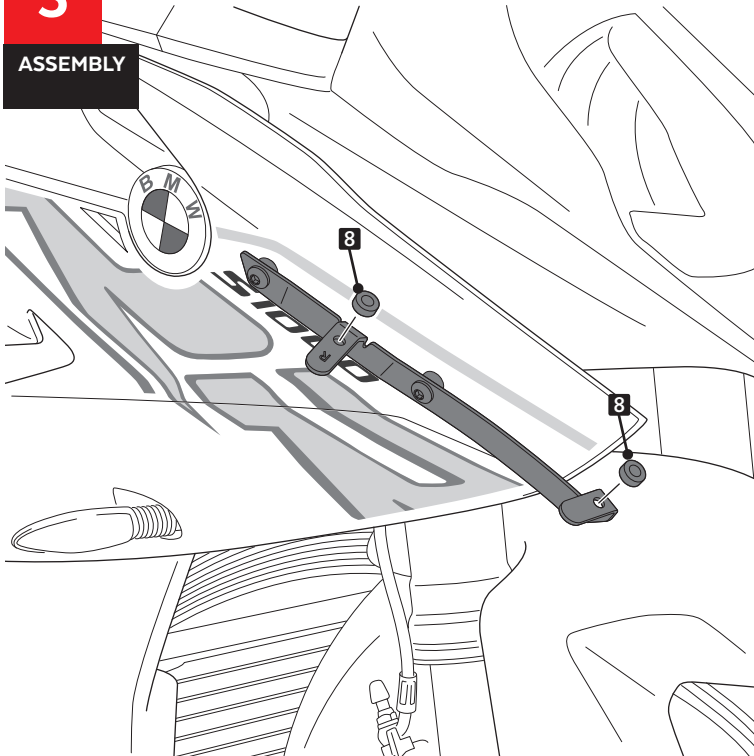
2

ASSEMBLY



3

ASSEMBLY

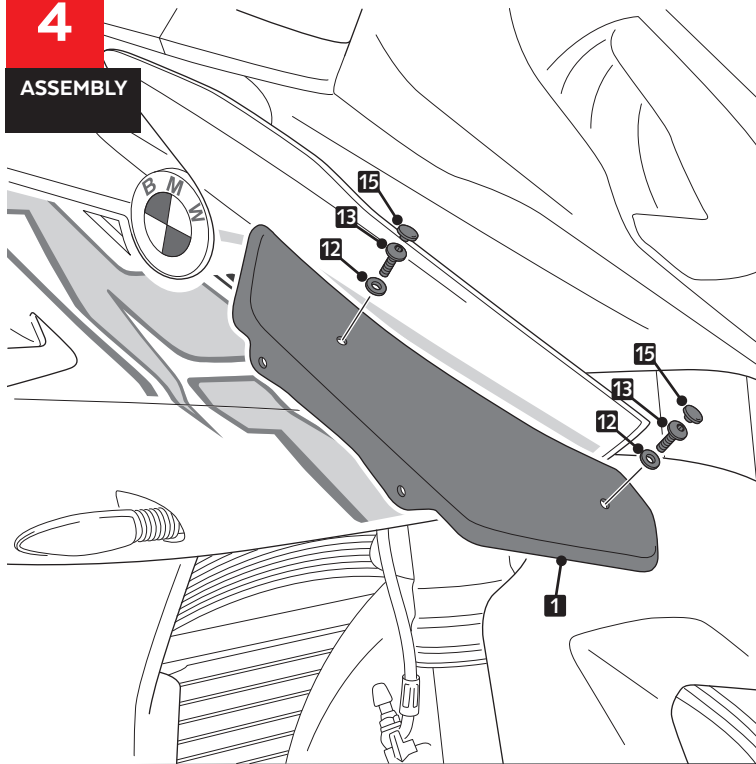


BMW S1000RR '15-

MOUNTING INSTRUCTIONS

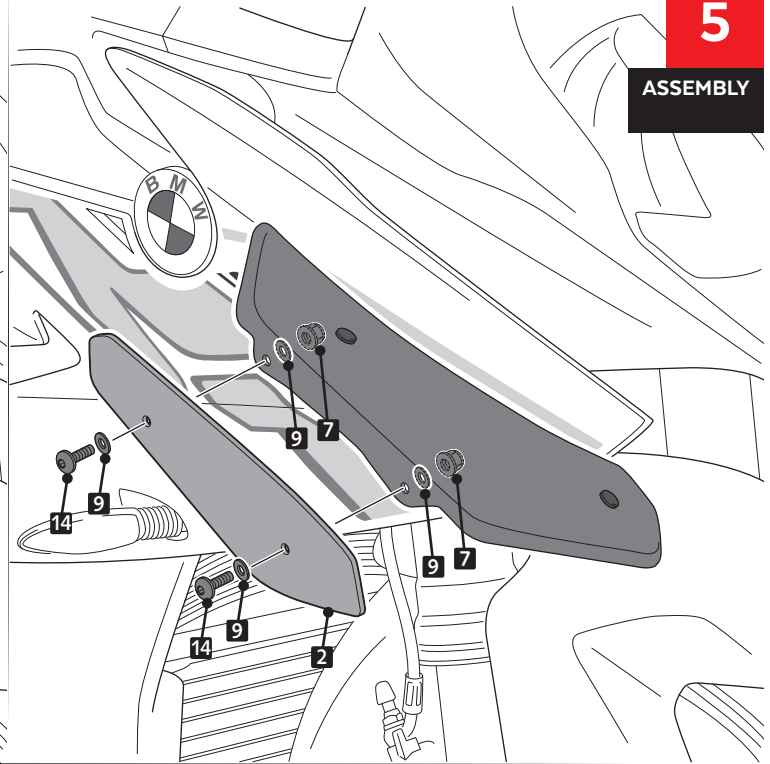
4

ASSEMBLY



5

ASSEMBLY



PLACEMENT OF THE ADHESIVE FOAM (ID 16)

