
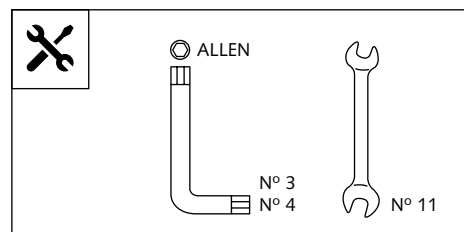
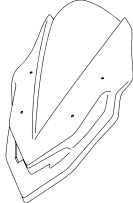









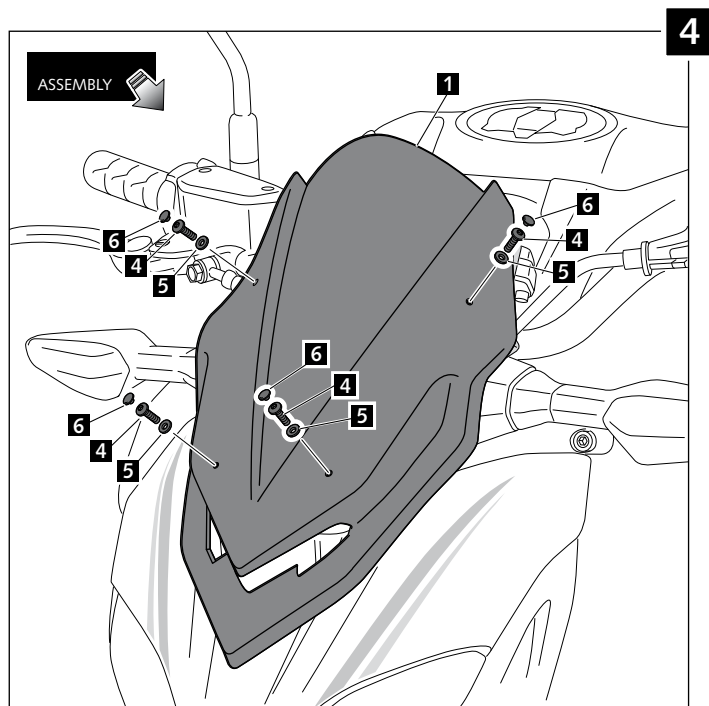
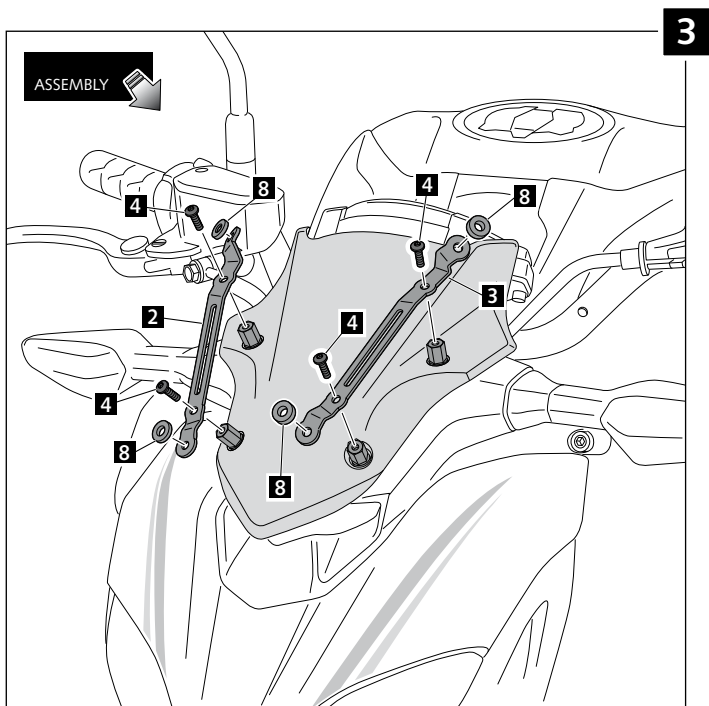
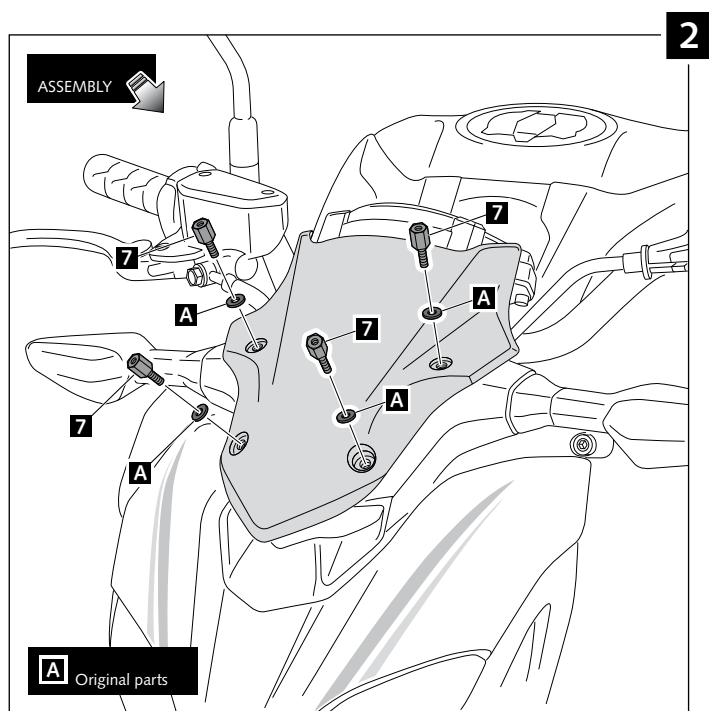
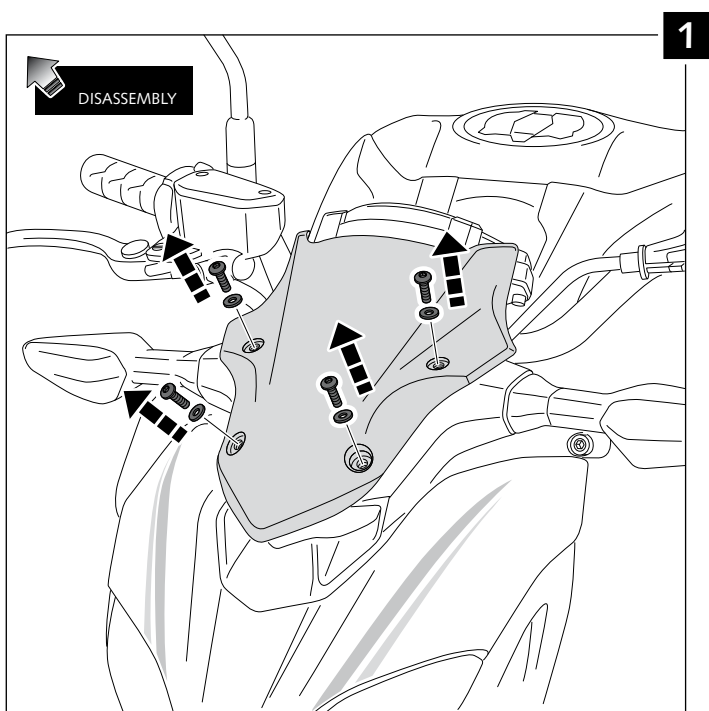
SPORT WINDSHIELD FOR KAWASAKI Z900 '17

Ref.: 9689



ID.	PART	DESCRIPTION	QTY.
1		Sport windshield	1
2		Right suport (R)	1
3		Left suport (L)	1
4		M5X11 Ø11 ISO7380 Allen screw	8
5		M5x1 nylon washer	4
6		M5 ISO 7380 screw cap	4
7		Special screw M5x15 + interior thread M5x10	4
8		Ø4,5 x Ø11 x 2mm Rubber washer	4

KAWASAKI Z900 '17



TIPS FOR A CORRECT WINDSCREEN ASSEMBLY

Due to storage and transport processes of the windscreens, which are subjected to positions and temperature changes out of our control, this may produce small deformations on the material causing some difficulties on the mounting process. It is recommended to:

- 1- Place the screws on one side without tighten all the way.
- 2- Stretch the windscreen to the other side (see Fig. 1). The flexibility of the material allows this stretch with no risk of breaking or cracking.
- 3- Place the screws without tightening all the way.
- 4- Tighten progressively all the screws.

