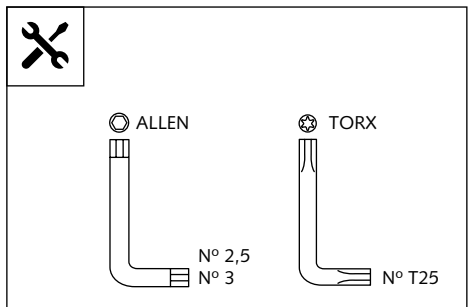


- INFILL PANEL S ADAPTABLE TO  
**BMW R NINE T  
 SCRAMBLER/ RACER/ PURE/ URBAN G/ URBAN S**



**Ref.: 9590**



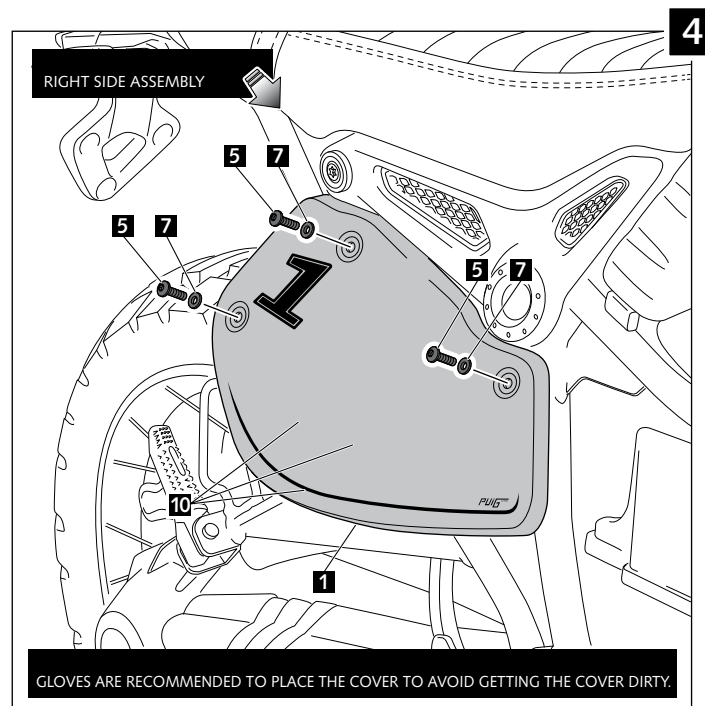
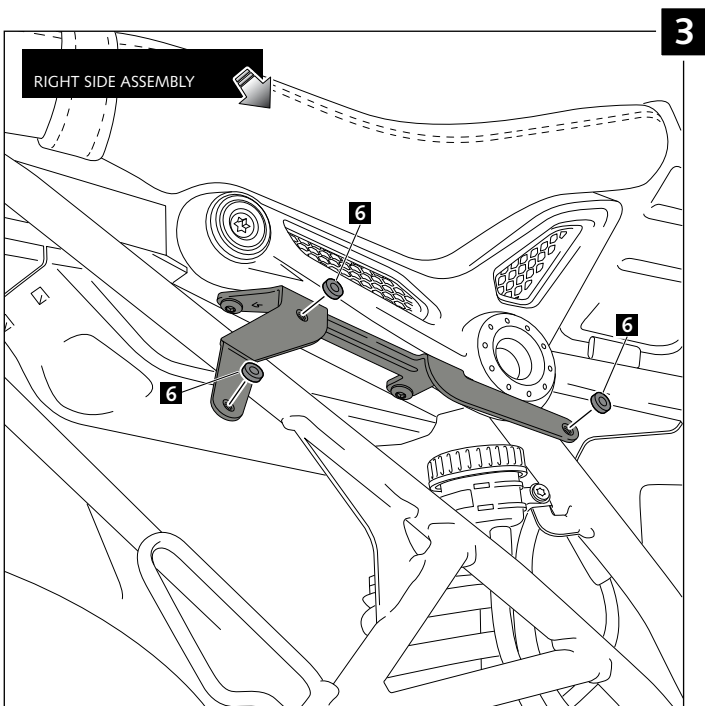
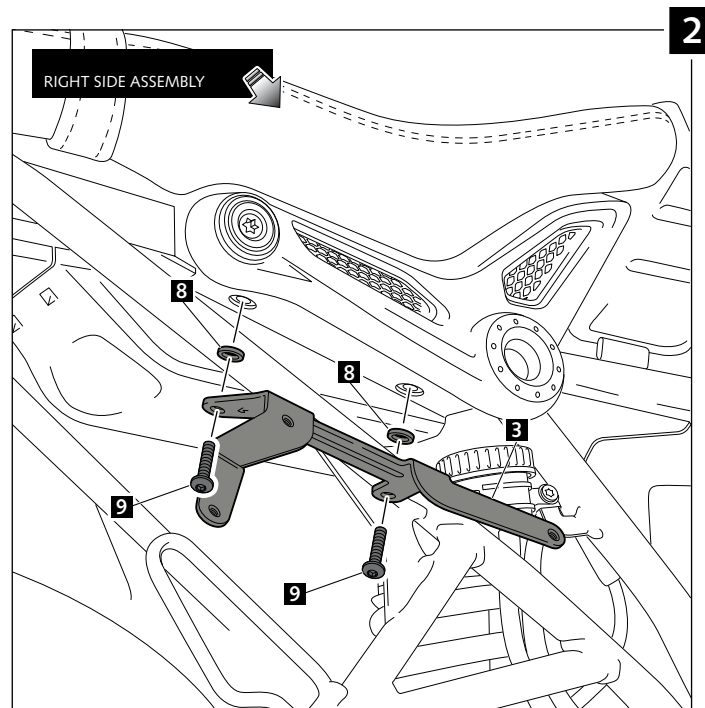
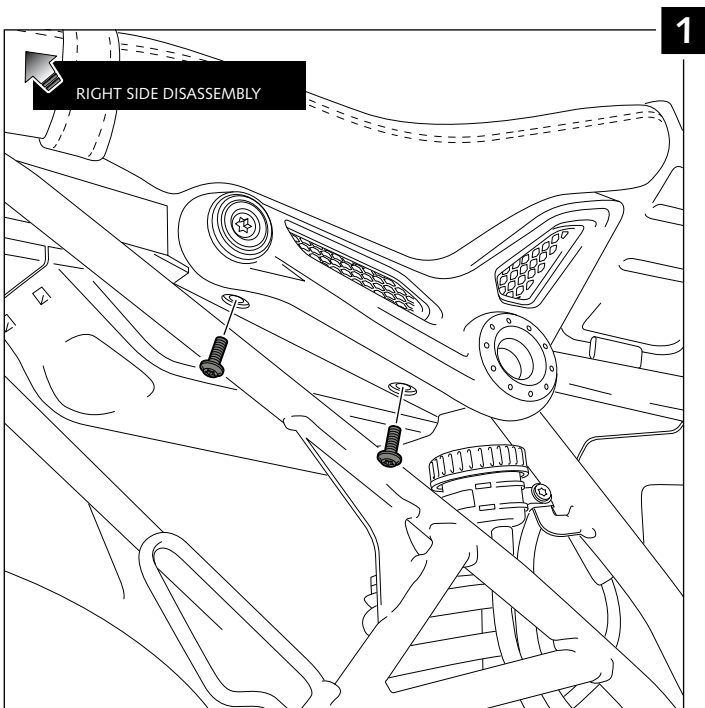
1 person      40 min

Easy  
Intermediate  
Difficult

ID	PART	DESCRIPTION	QTY	REF.
1		Right side cover (R)	1	SOPEMB--14-9590
2		Left side cover (L)	1	SOPEMB--14-9590
3		Right metal suport (R)	1	SOPOR-2P-7-9590
4		Left metal suport (L)	1	SOPOR-2P-7-9590
5		M4x10 Ø7 ISO7380 Allen Inox screw	6	TORNI-I7380_753
6		Ø4,5 x Ø11 x 2mm Rubber washer	6	ARAND-EPDM_722
7		M4x0.5mm nylon washer	6	ARNV00000000311
8		Ø14 x Ø8 x 6mm arrowhead	4	CASQUI____208
9		M5x20 Ø11 ISO7380 Allen Inox screw	4	TORNI-I7380_730
10		Stickers set	1	ADHESI____248

- INFILL PANELS ADAPTABLE TO -  
**BMW R NINE T**  
**SCRAMBLER/ RACER/ PURE/ URBAN G/ URBAN S**

- MOUNTING INSTRUCTIONS -



- INFILL PANELS ADAPTABLE TO -  
**BMW R NINE T**  
**SCRAMBLER/ RACER/ PURE/ URBAN G/ URBAN S**

- MOUNTING INSTRUCTIONS -

