

HONDA CRF1000L AFRICA TWIN / ADVENTURE SPORTS

M O U N T I N G I N S T R U C T I O N S

REF 3493

MANUAL REGULATION SYSTEM FOR WINDSHIELDS



1 Person



20 min



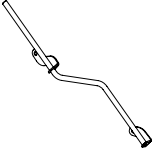
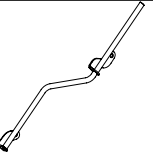










EASY



ALLEN

Nº 3
Nº 5



ID.	PART	DESCRIPTION	QTY.	REF.:
1		Left guide	1	SOPOR-8P-6-3493
2		Right guide	1	SOPOR-8P-6-3493
3		Upper support	2	SOPOR-8P-6-3493
4		Lower support	2	SOPOR-8P-6-3493
5		M6X16 ISO 4753 Knob	2	MANECILLA-----
6		Ø15,87 x Ø8,76 x 2,66mm bush with flange	8	ARAND-----3493
7		Ø9,53 x Ø14,27 x 12,7mm nylon spacer	4	DISTANCIADOR---
8		M5x11 Ø11 ISO 7380 allen screw	6	TORNI-AI----520
9		M5x1 nylon washer	4	ARNV0000000245
10		M5 ISO 7380 screw cap	4	TAPON-----85
11		Ø4,5 x Ø11 x 2mm rubber washer	4	ARAND-EPDM--722
12		M5x20 Ø11 ISO 7380 allen screw	4	TORNI-I7380-730

HONDA CRF1000L AFRICA TWIN / ADVENTURE SPORTS

MOUNTING INSTRUCTIONS

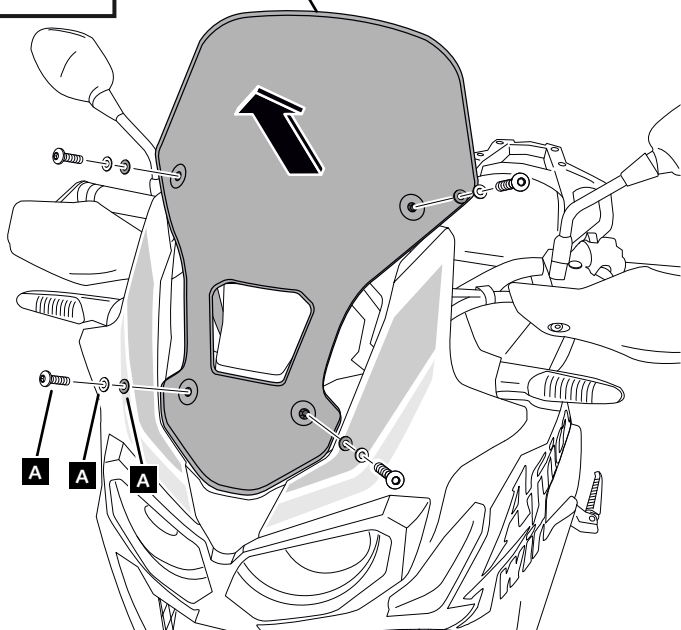
1

DISASSEMBLY

A

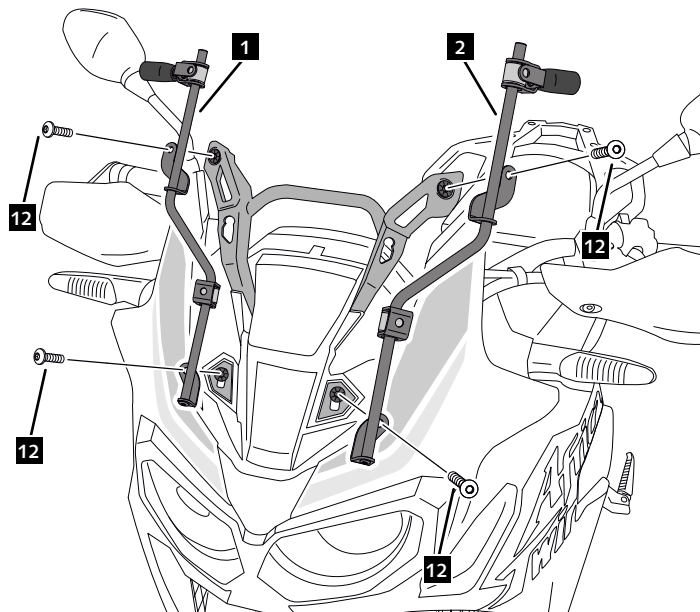
A

Original components



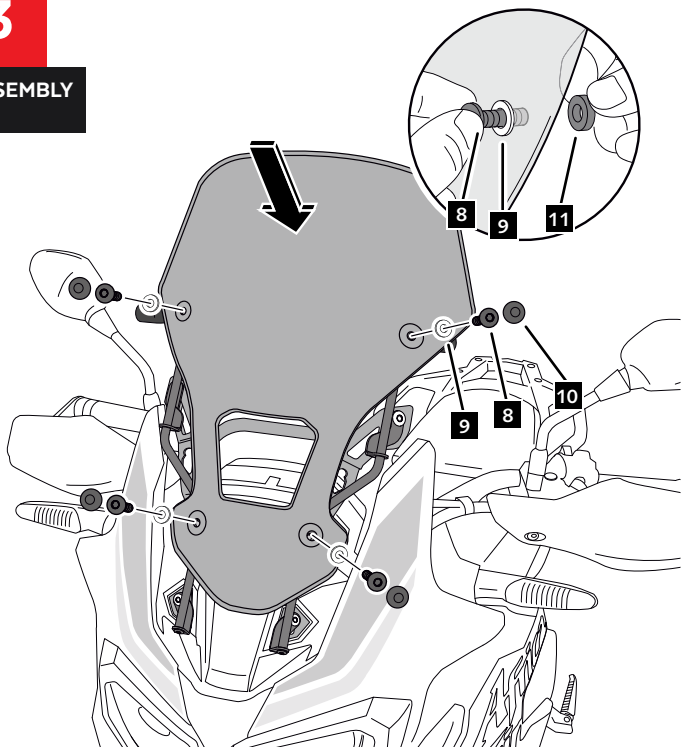
2

ASSEMBLY



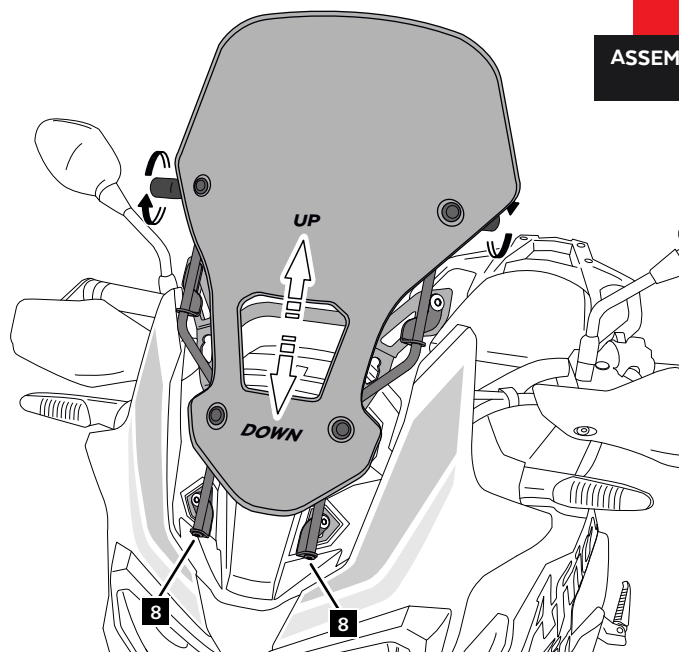
3

ASSEMBLY



4

ASSEMBLY



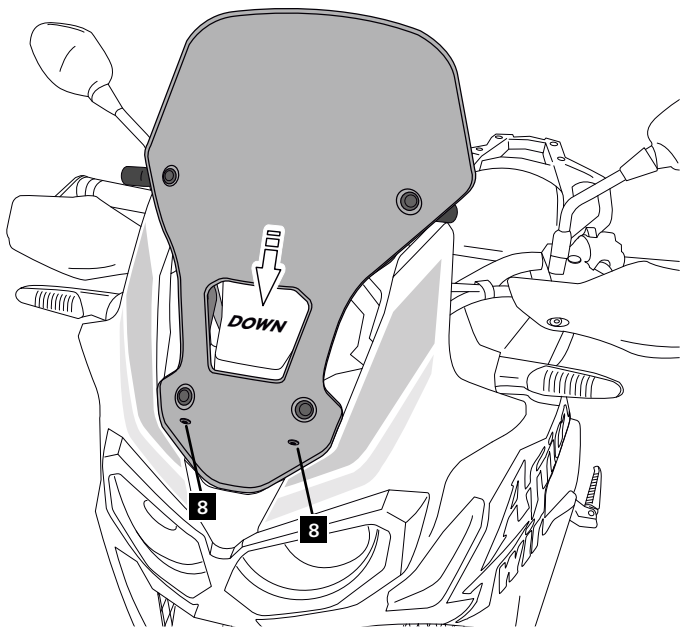
LOOSEN ID8 SCREW AND CHECK THE
CORRECT OPERATION

HONDA CRF1000L AFRICA TWIN / ADVENTURE SPORTS

MOUNTING INSTRUCTIONS

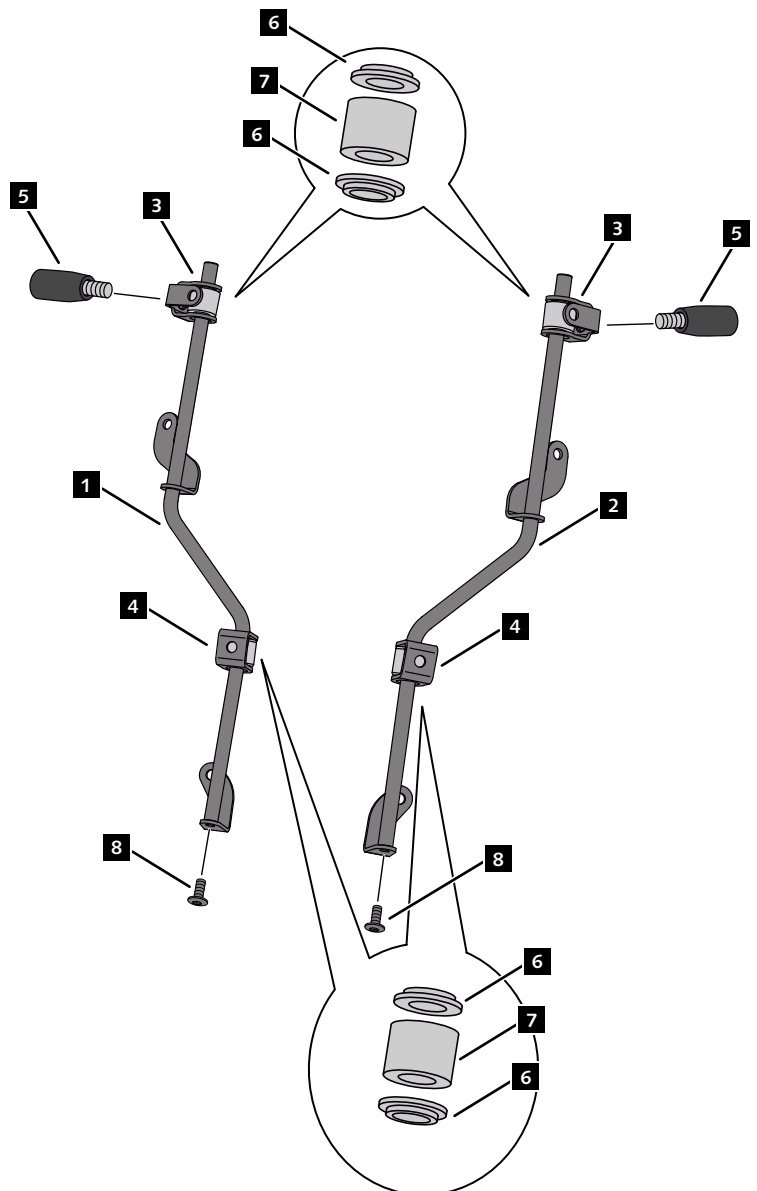
5

ASSEMBLY



POSITION SCREEN ON LOWEST POSITION
AND TIGHTEN ID8 SCREWS

EXPLOTING FOR MANUAL REGULATION SYSTEM



HONDA CRF1000L AFRICA TWIN / ADVENTURE SPORTS

M O U N T I N G I N S T R U C T I O N S

REF 3714

TOURING SCREEN + MANUAL ELEVATION MECHANISM (MEM)



1 Person



20 min



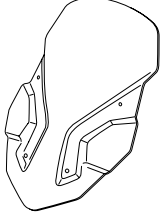
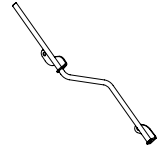
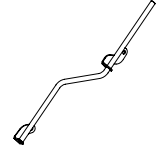









EASY



ALLEN

Nº 3
Nº 5



ID.	PART	DESCRIPTION	QTY.	REF.:
1		Touring Screen	1	8905A/F/H/N/R/WM3
2		Left guide	1	SOPOR-8P-6-3493
3		Right guide	1	SOPOR-8P-6-3493
4		Upper support	2	SOPOR-8P-6-3493
5		Lower support	2	SOPOR-8P-6-3493
6		M6x16 ISO 4753 Knob	2	MANECILLA-----
7		Ø15,87 x Ø8,76 x 2,66mm bush with flange	8	ARAND-----3493
8		Ø9,53 x Ø14,27 x 12,7mm nylon spacer	4	DISTANCIADOR---
9		M5x11 Ø11 ISO 7380 allen screw	6	TORNI-AI----520
10		M5x1 nylon washer	4	ARNV0000000245
11		M5 ISO 7380 screw cap	4	TAPON-----85
12		Ø4,5 x Ø11 x 2mm rubber washer	4	ARAND-EPDM--722

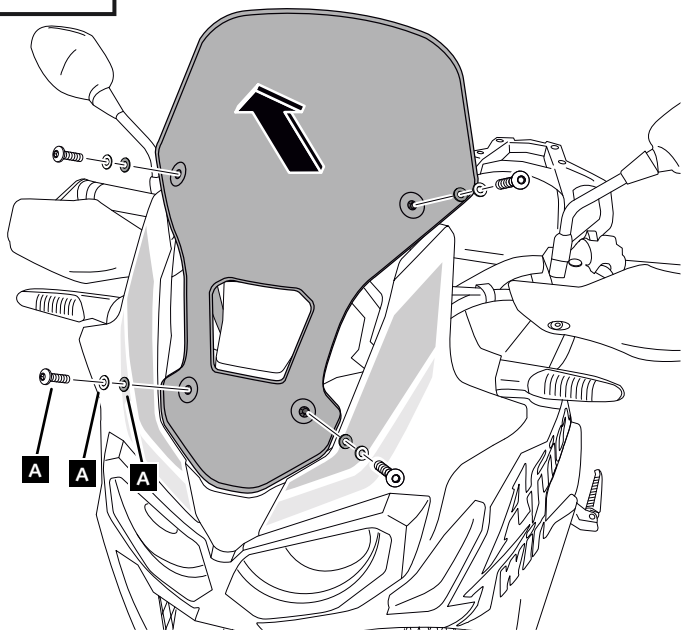
HONDA CRF1000L AFRICA TWIN / ADVENTURE SPORTS

- MOUNTING INSTRUCTIONS -

1

DISASSEMBLY

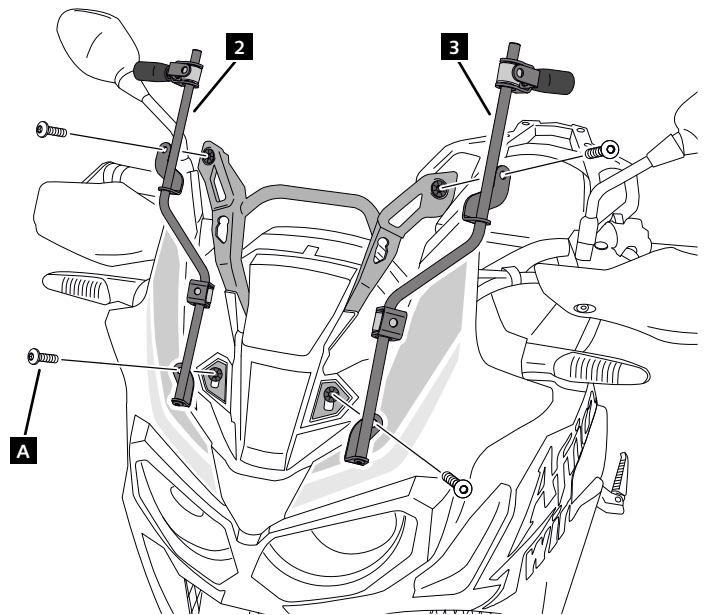
A Original components



2

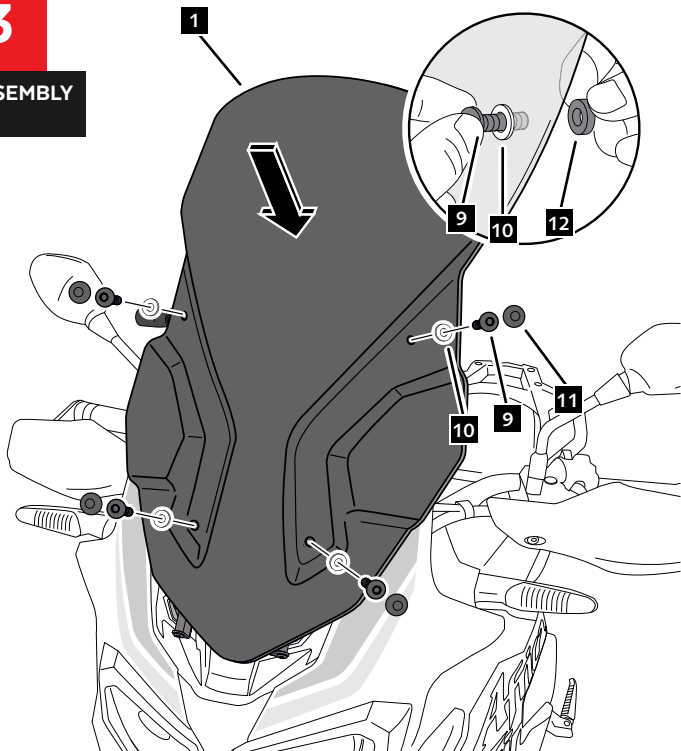
ASSEMBLY

A Original screws



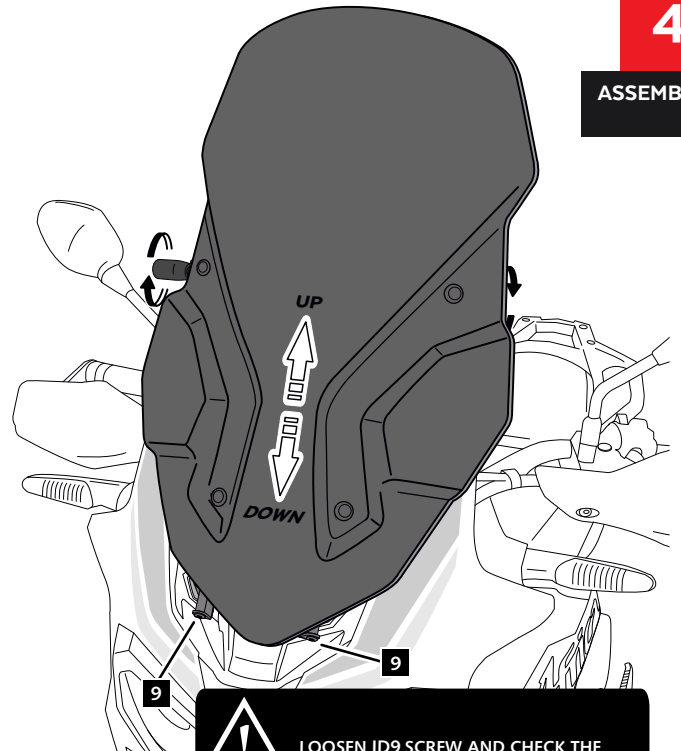
3

ASSEMBLY



4

ASSEMBLY



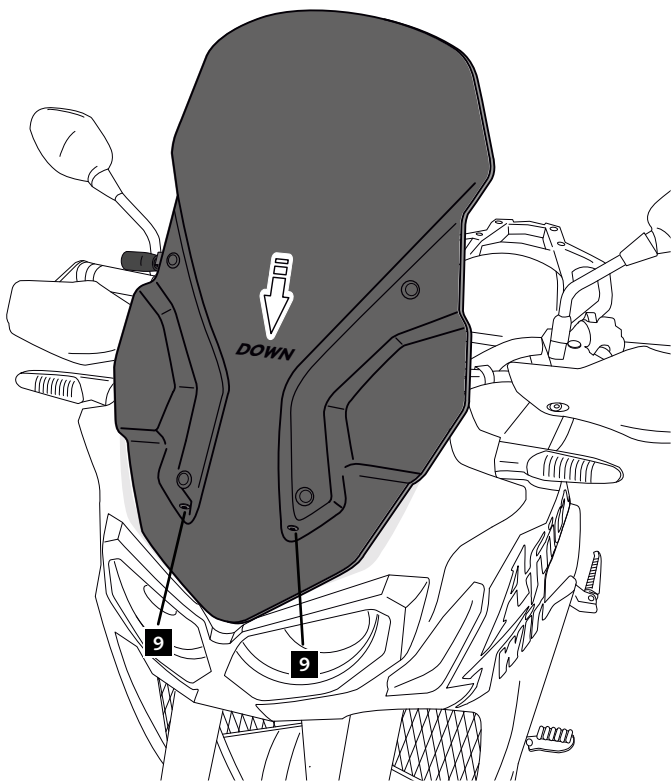
LOOSEN ID9 SCREW AND CHECK THE
CORRECT OPERATION

HONDA CRF1000L AFRICA TWIN / ADVENTURE SPORTS

MOUNTING INSTRUCTIONS

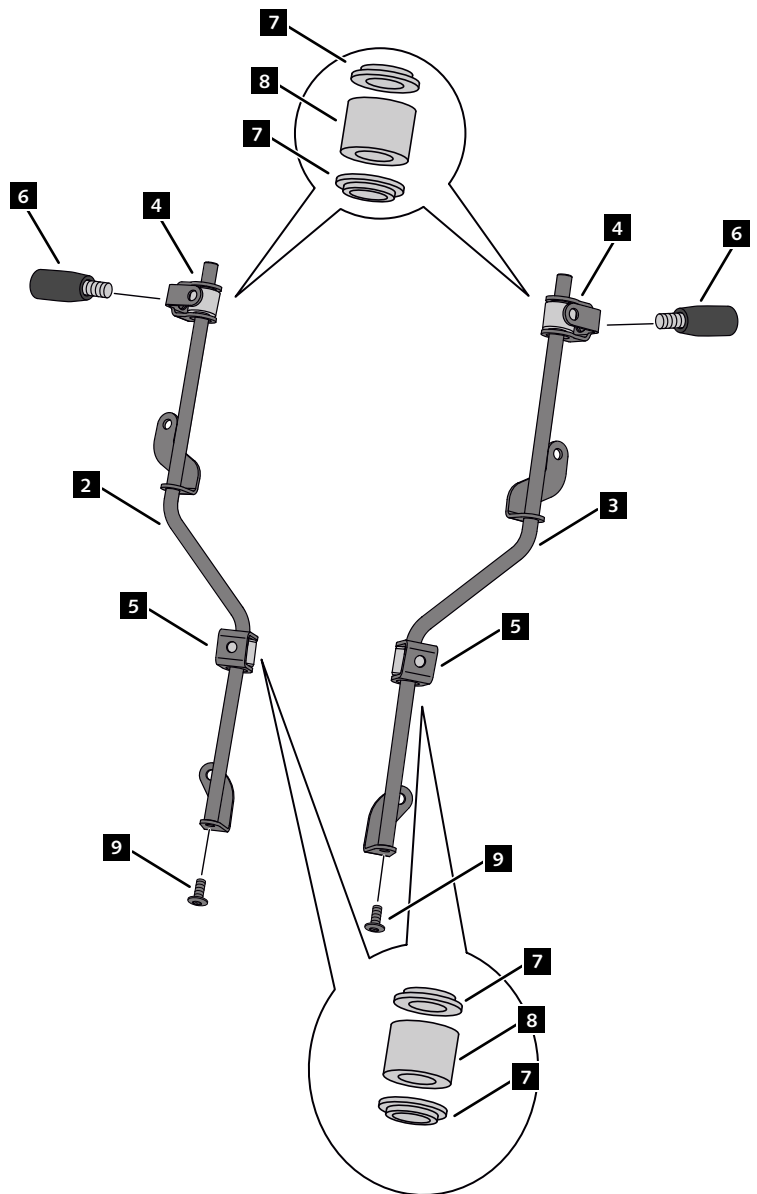
5

ASSEMBLY



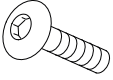



POSITION SCREEN ON LOWEST POSITION
AND TIGHTEN ID9 SCREWS

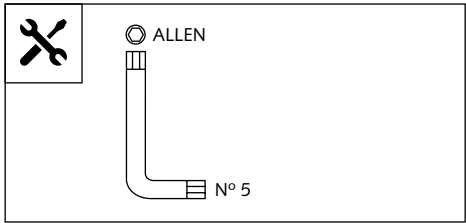
EXPLOTING FOR MANUAL REGULATION SYSTEM



- ELEVATOR SUPPORT FOR -
HONDA AFRICA TWIN '16- / AFRICA TWIN ADV. SPORT '18-


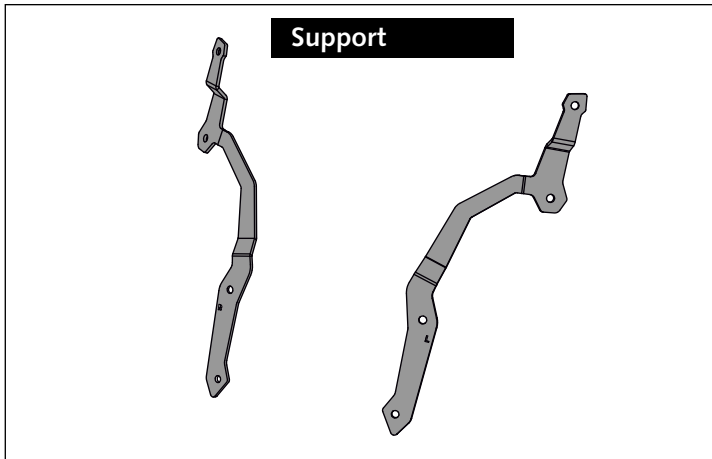
ID.	PART	DESCRIPTION	QTY.
1		Right Elevator suplement support	1
2		Left Elevator suplement support	1
3		M5x16 ISO 7380 Allen screw	4
4		ØINT.4 ØEXT.14 x 4 rubber washers	8

Ref.: 9154



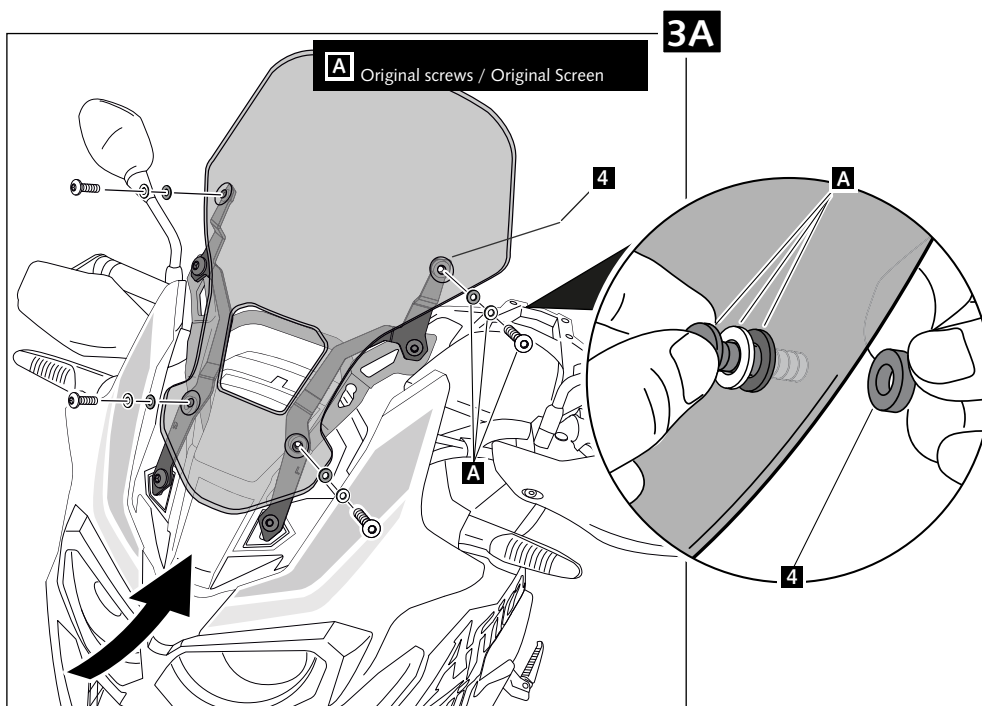
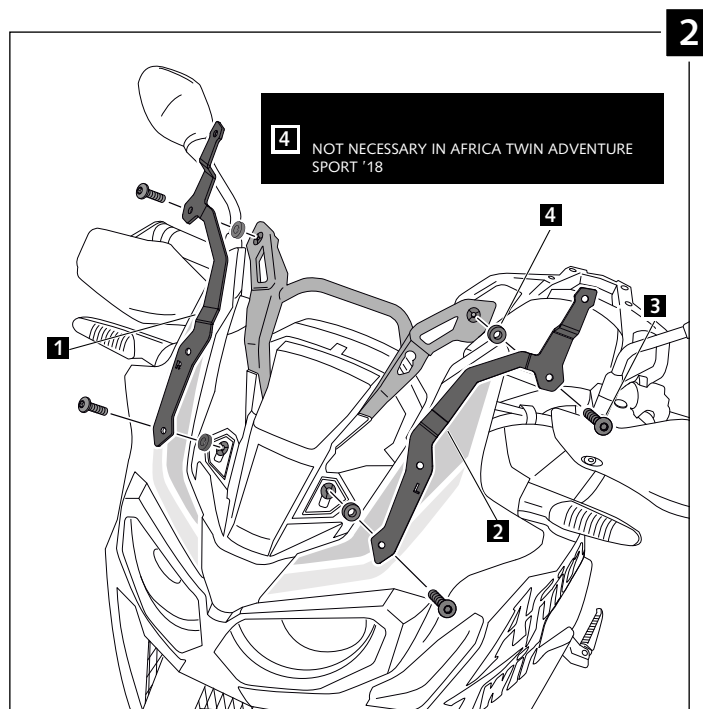
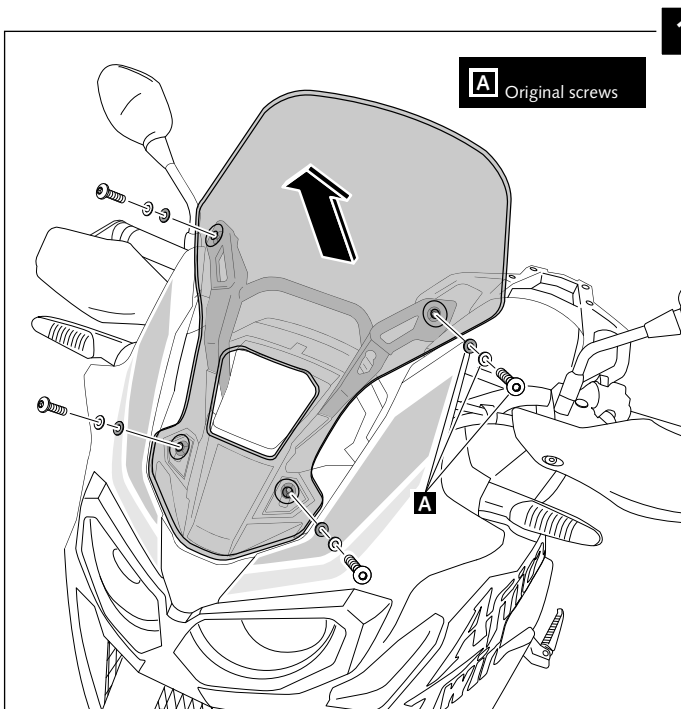
1 person 5 min

Easy
Intermediate
Difficult



- ELEVATOR SUPPORT FOR - HONDA AFRICA TWIN '16- / AFRICA TWIN ADV. SPORT '18-

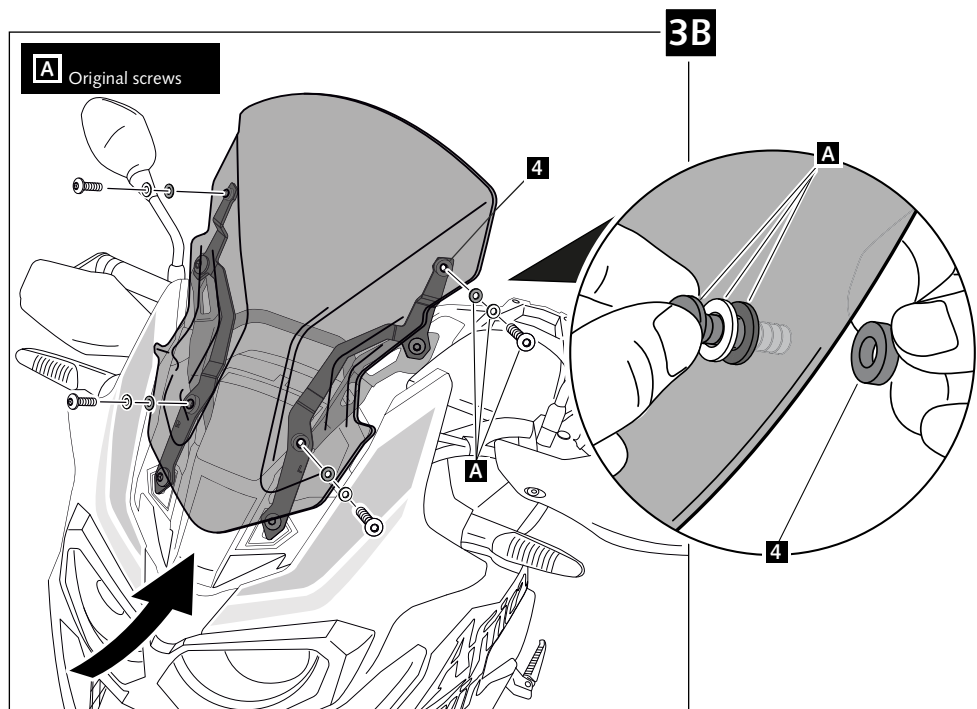
- MOUNTING INSTRUCTIONS -



- ELEVATOR SUPPORT FOR - HONDA AFRICA TWIN '16- / AFRICA TWIN ADV. SPORT '18-

- MOUNTING INSTRUCTIONS -

Puig Racing Screen ref.:
8904 NOT included



Puig Touring Screen
ref.: 8905 NOT included

