
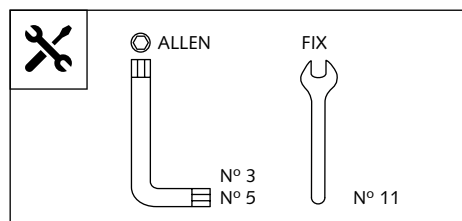








WINDSHIELD FOR HONDA CB500X '16-

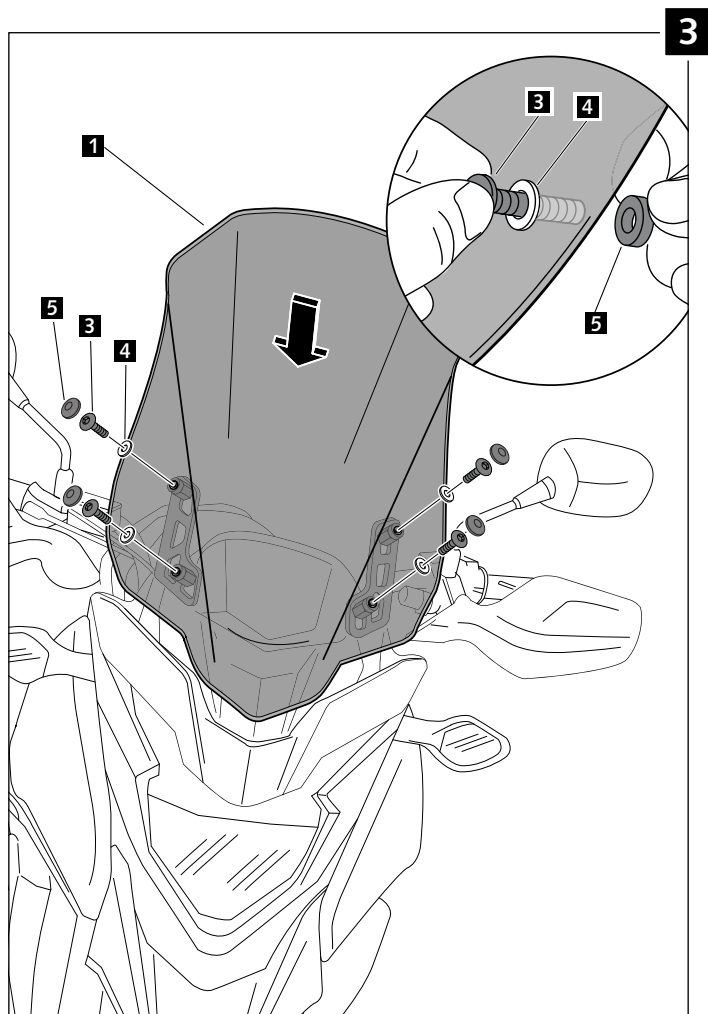
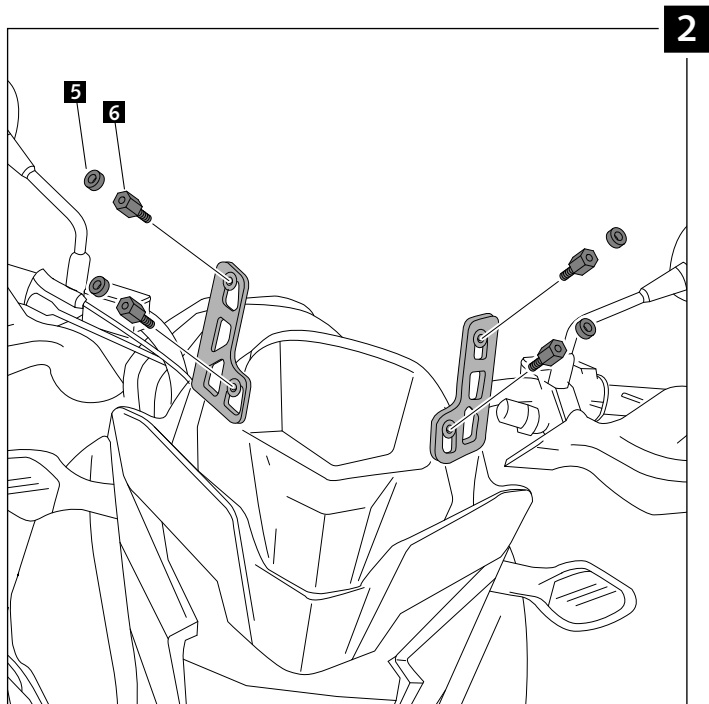
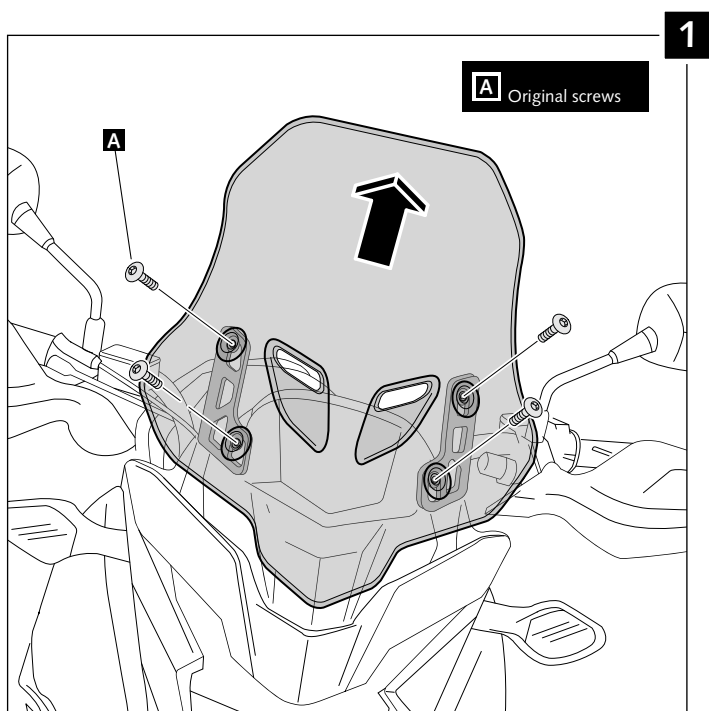
Ref.: 8901



ID.	PIEZA / PART	DESCRIPTION	QTY.
1		Touring screen	1
2		M5 ISO 7380 Screw cap	4
3		M5x11 ISO 7380 Allen screw	4
4		M5x1 nylon washer	4
5		Ø Inner 8 Ø Outer 14x22mm arrowhead (Black)	4
6		Special screw M5x13 + interior thread M5x8	4

WINDSHIELD FOR HONDA CB500X '16-

MOUNTING INSTRUCTIONS



TIPS FOR A CORRECT WINDSCREEN ASSEMBLY

Due to storage and transport processes of the windscreens, which are subjected to positions and temperature changes out of our control, this may produce small deformations on the material causing some difficulties on the mounting process. It is recommended to:

- 1- Place the screws on one side without tighten all the way.
- 2- Stretch the windscreen to the other side (see Fig. 1). The flexibility of the material allows this stretch with no risk of breaking or cracking.
- 3- Place the screws without tightening all the way.
- 4- Tighten progressively all the screws.

