
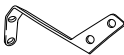











MOUNTING INSTRUCTIONS

**WINDSHIELD FOR
HONDA CB300F**



ID.	PART	DESCRIPTION	QTY.
1		Windshield	1
2		Right metal support	1
3		Left metal support	1
4		M8x45 DIN 912 Allen Screw (black)	4
5		Ø int. 8'5 x Ø 14 x 6mm arrowhead (black)	4
6		Ø12,7x3,5 silicone delimiter	1
7		M5 Silentblock	4
8		M5x16 ISO 7380 Allen screw (black)	4
9		M5x0,5 nylon washer	4
10		M8 Allen screw plastic cap	4
11		M5 ISO 7380 screw cap	4

MOUNTING INSTRUCTIONS

WINDSHIELD FOR HONDA CB300F

