

MOUNTING INSTRUCTIONS

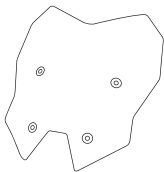
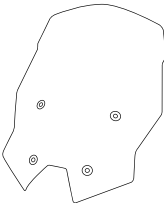

SPORT WINDSHIELD FOR
BMW R1200RS '15 -

Mod. SPORT



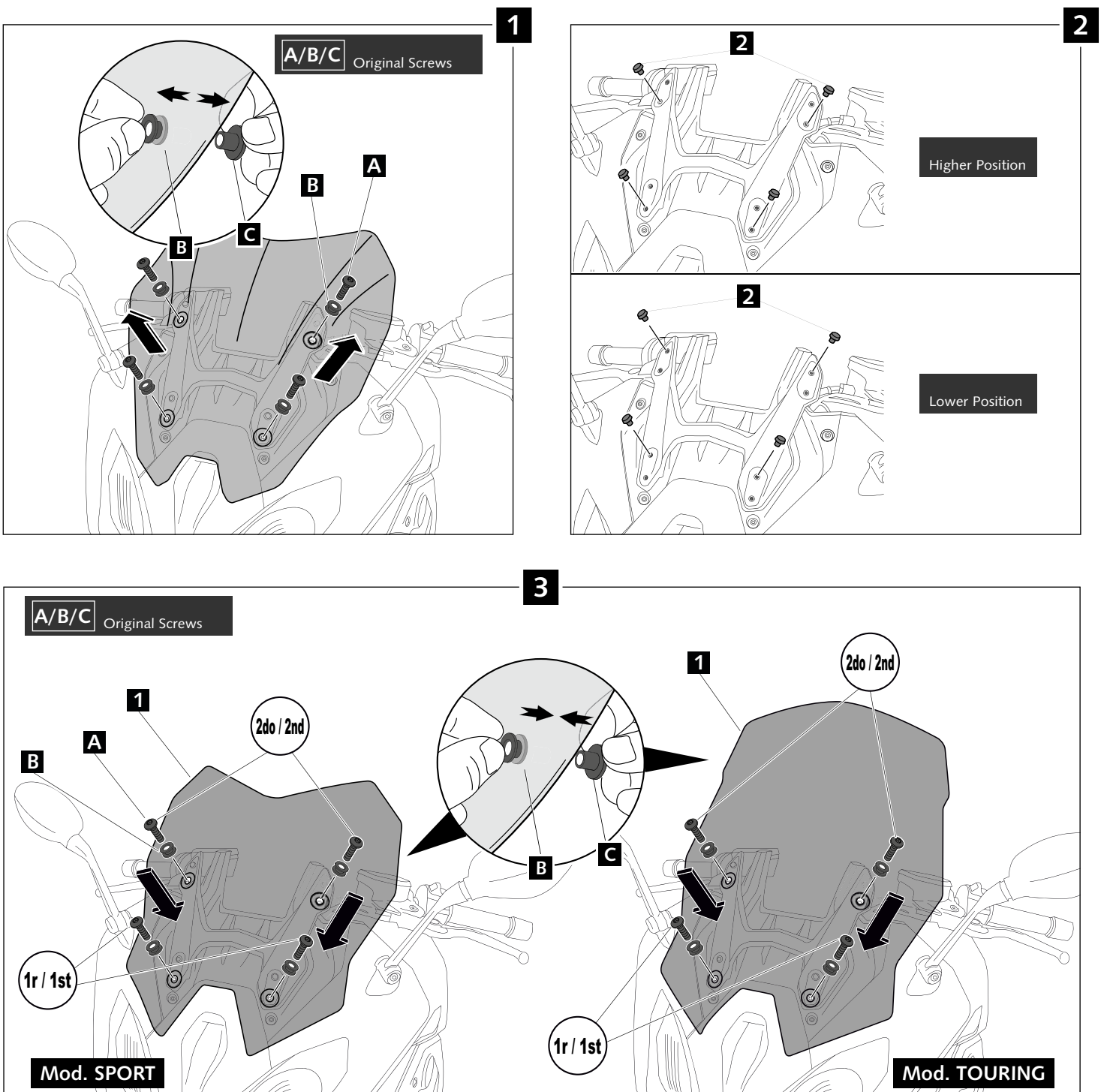
Mod. TOURING



ID.	PART	DESCRIPTION	QTY.
1		Sport windshield	1
		Touring windshield	1
2		M5 thread cover (black)	4

MOUNTING INSTRUCTIONS

SPORT WINDSHIELD FOR BMW R1200RS '15 -



TIPS FOR A CORRECT WINDSCREEN ASSEMBLY

Due to storage and transport processes of the windscreens, which are subjected to positions and temperature changes out of our control, this may produce small deformations on the material causing some difficulties on the mounting process. It is recommended to:

- 1- Place the screws on one side without tighten all the way.
- 2- Stretch the windscreen to the other side (see Fig. 1). The flexibility of the material allows this stretch with no risk of breaking or cracking.
- 3- Place the screws without tightening all the way.
- 4- Tighten progressively all the screws.

