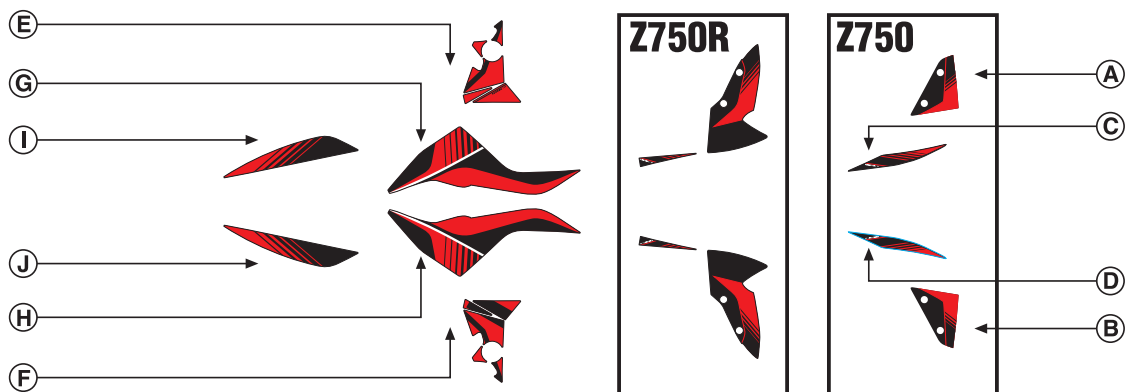




FOR ALL COLOR BIKES

**KIT KAWASAKI
Z750/Z750R 2007-2014
Ref. 7538R**

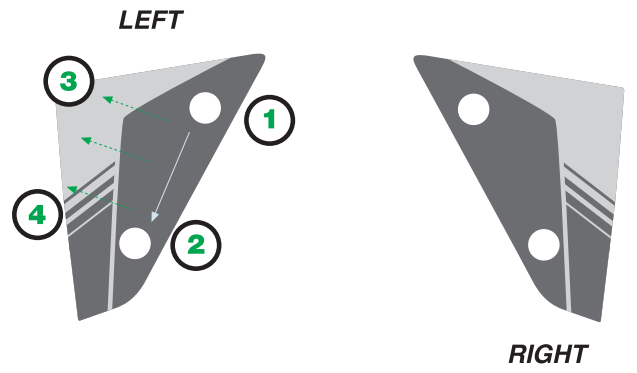



<p>25°C ✓ 15°C</p>	<p>ALCOHOL</p>	<p>24h</p>	<p>24h</p>
----------------------------	----------------	------------	------------

USE
The positioning of the sticker is quite simple and before you begin, you must have the surfaces thoroughly cleaned. To do this, you can use alcohol. You must remove one end of the bracket sticker and present it on the bike. Once positioned correctly, you can remove the backing paper, slowly and gently applied by hand to remove the air.

Stickers kit includes parts specified above.

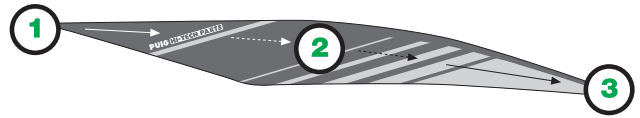
A-B



C-D




DERECHO / RIGHT / DROITE



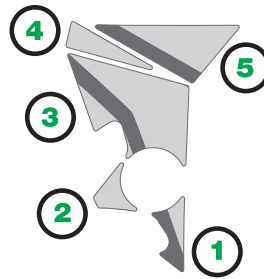
LEFT



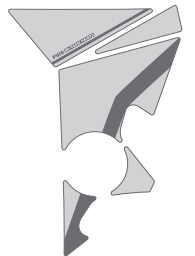
E-F




RIGHT



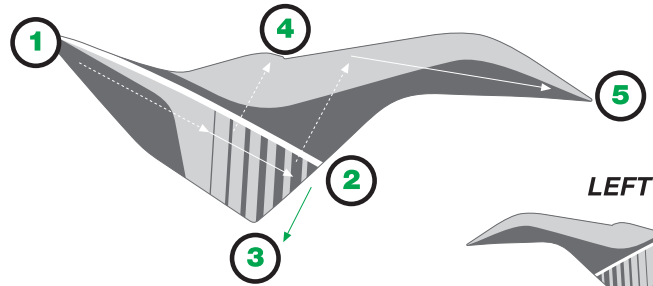
LEFT



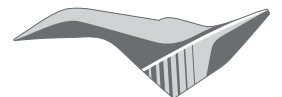
G-H



RIGHT



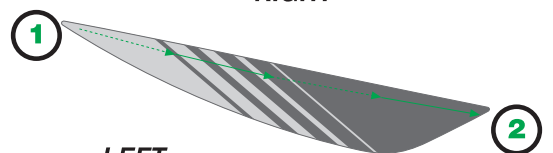
LEFT



G-H



RIGHT



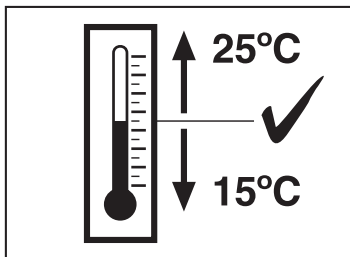
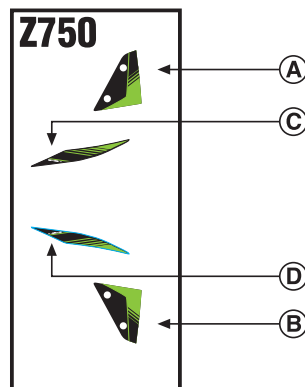

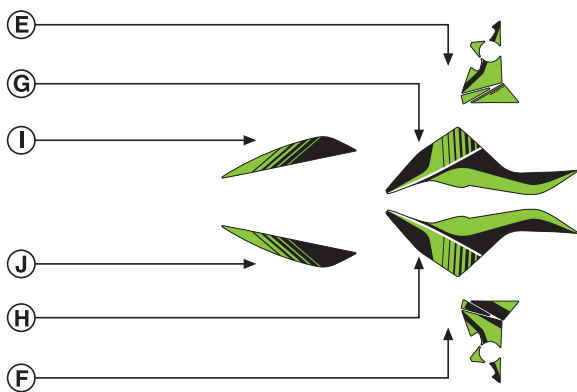
LEFT





FOR ALL COLOR BIKES

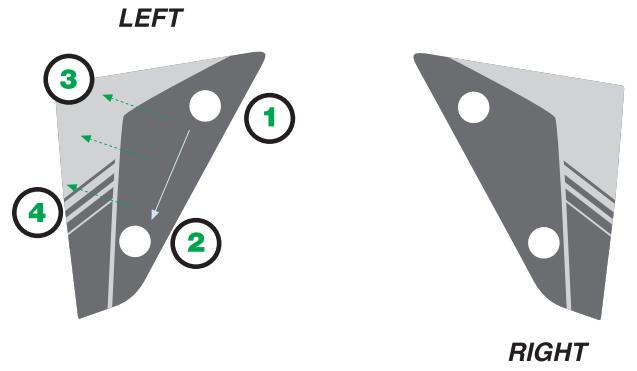

**KIT KAWASAKI
Z750/Z750R 2007-2014
Ref. 7538V**



USE
The positioning of the sticker is quite simple and before you begin, you must have the surfaces thoroughly cleaned. To do this, you can use alcohol. You must remove one end of the bracket sticker and present it on the bike. Once positioned correctly, you can remove the backing paper, slowly and gently applied by hand to remove the air.

Stickers kit includes parts specified above.

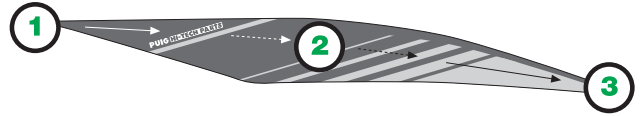
A-B



C-D




DERECHO / RIGHT / DROITE



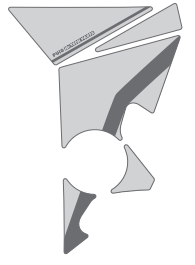
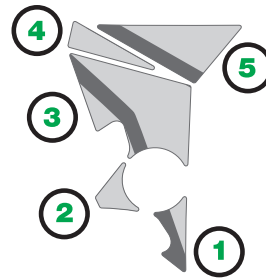
IZQUIERDO / LEFT / GAUCHE



E-F




RIGHT

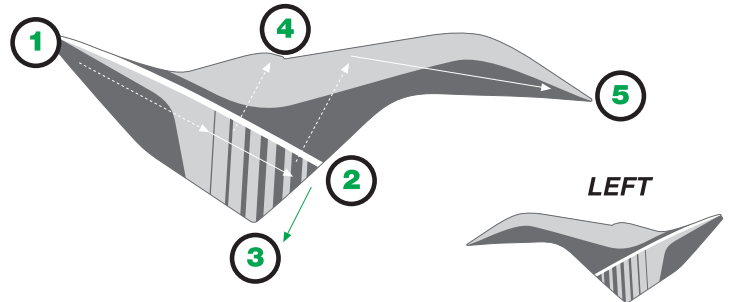


LEFT

G-H



RIGHT



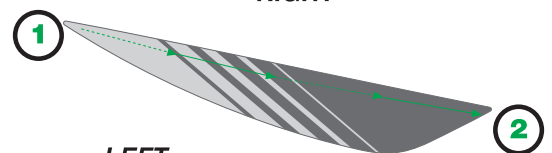
LEFT



G-H



RIGHT



LEFT

