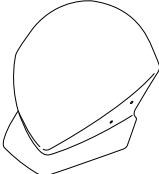

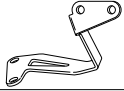








MOUNTING INSTRUCTIONS

**WINDSHIELD FOR
 HONDA CTX700N**

ID.	PART	DESCRIPTION	QTY.
1		Windshield	1
2		Right metal support	1
3		Left metal support	1
4		Ø inner 8,5 x Ø outer 13x15 arrowhead	4
5		M8x50 Allen screw DIN 912	4
6		M5 silentblock	4
7		M5x0,5 nylon washer	4
8		M5x16 ISO 7380 (black) Allen screw	4
9		Silicon sticker Ø16mm (TOPE-PA-16DX8- -)	1
10		M5 ISO 7380 screw tap	4

