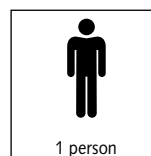
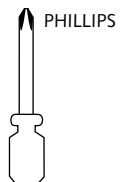
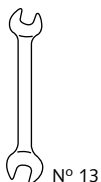
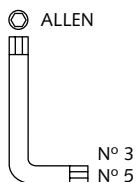
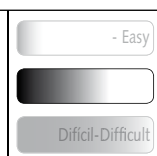


UNIVERSAL WINDSHIELD MODEL UP & DOWN

Ref.: 2193

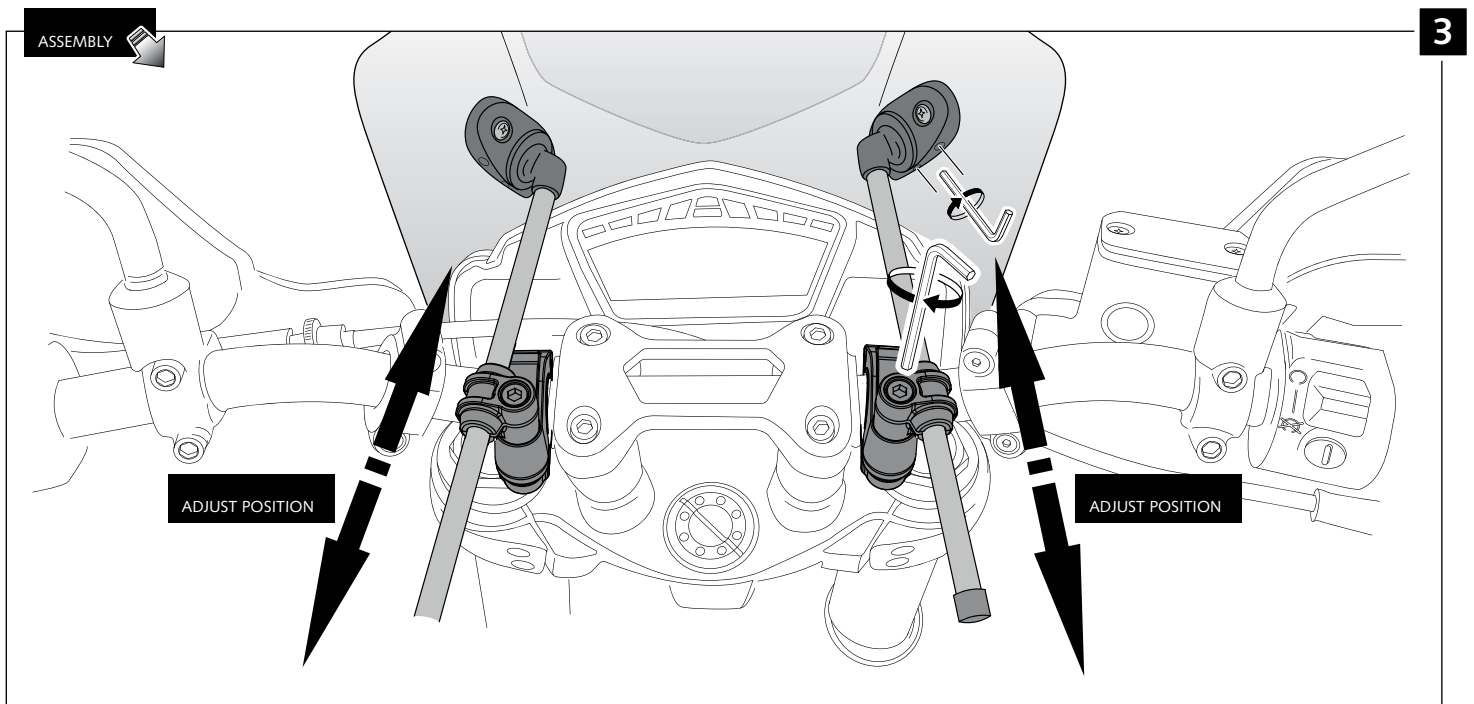
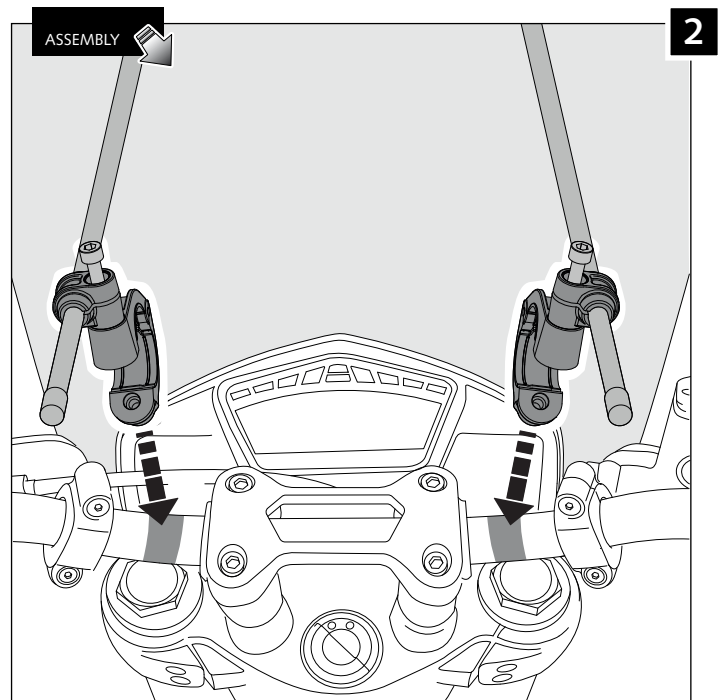
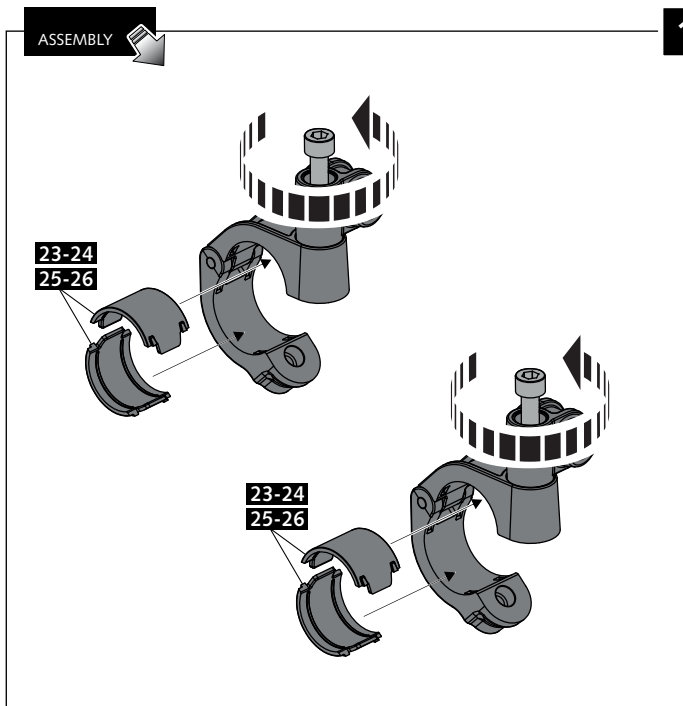


25 min

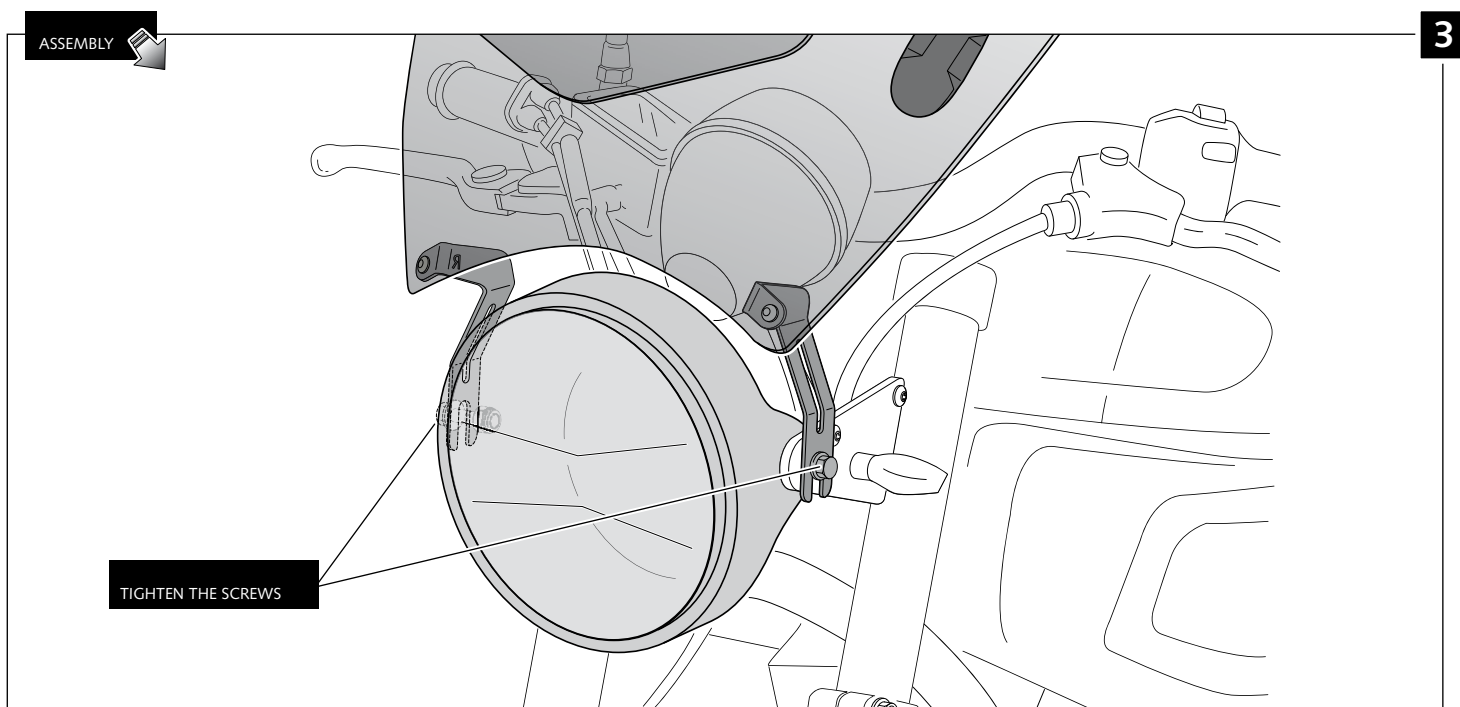
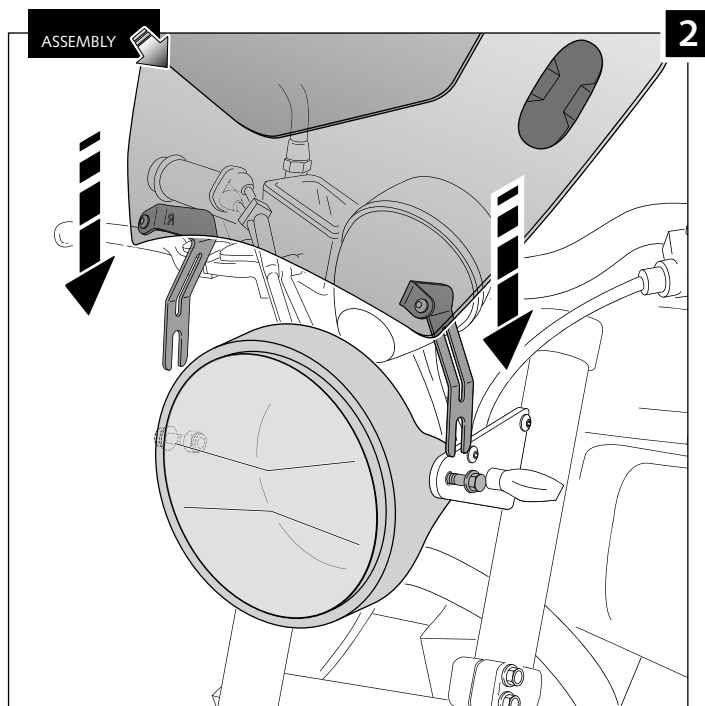
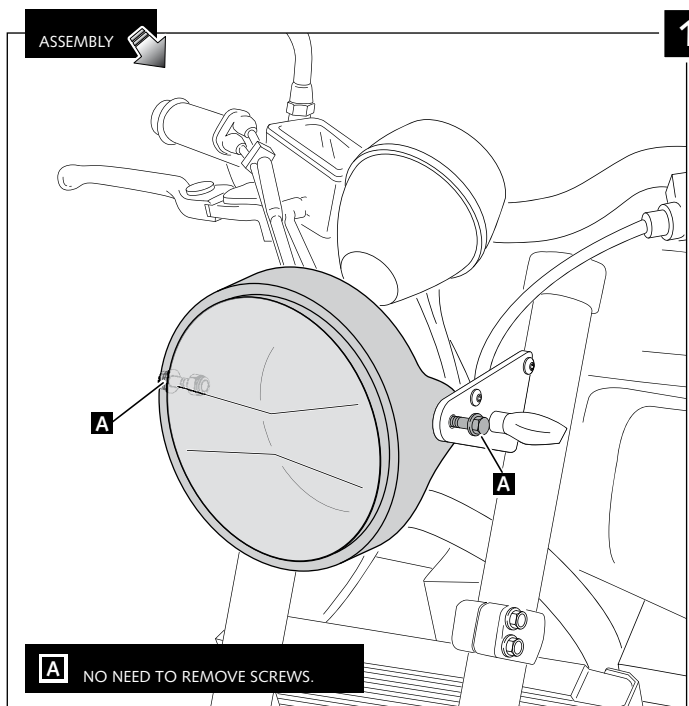


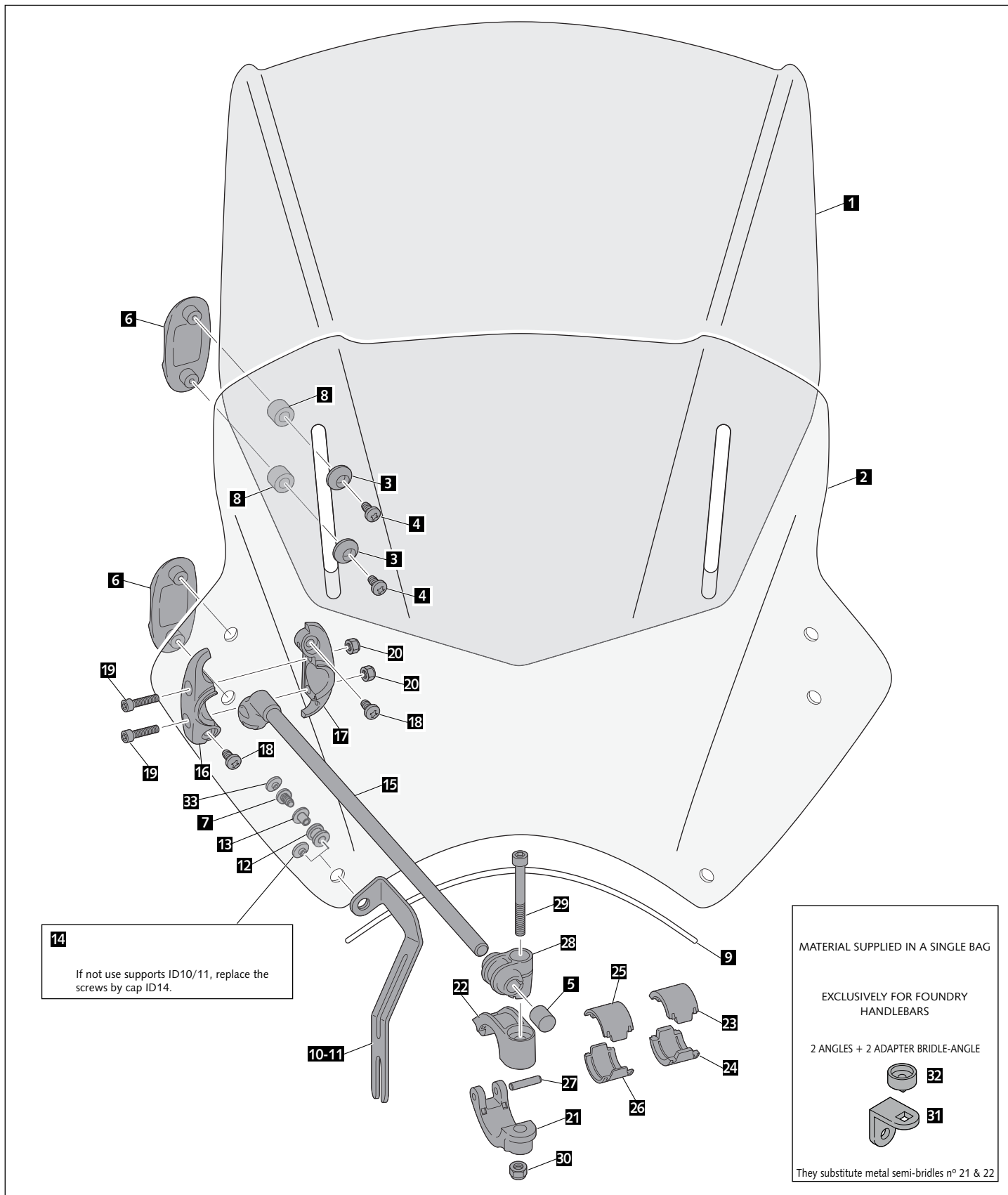

UNIVERSAL WINDSHIELD MODEL UP & DOWN

MOUNTING INSTRUCTIONS










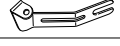
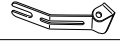
























MOUNTING FOR OPTIONAL REINFORCEMENT BRACKETS







ID	PART	DESCRIPTION	QTY	REF.
1		Higher windshield	1	2193H/WM3
2		Lower windshield	1	2193H/WM3
3		Ø20 Ø6 plastic conical washer	4	ARANDENND20-030
4		Ø4,5 x 25 DIN7505A screw (black)	4	TORNI-D7505-778
5		Plastic cover	2	TOPEE-VPGT--8/4
6		Plastic washer with sticker	4	CONJU-S3PCC-003
7		M5x11 Ø11 ISO 7380 Allen Screw	2	TORNI-AI----520
8		Ø20 x Ø10,5 x 15 separator	4	ARAND-----779
9		Smoke trim	1	RIBETEHP--900H
		Clear trim		RIBETETP---0900
10		Right support	1	SOPOR-2P-3-UP&D
11		Left support	1	SOPOR-2P-3-UP&D
12		M5 Ø12 x Ø6 x 9 silentblock	2	AROPASACABLES-1
13		Ø12 x Ø6,8 x 7,3 arrowhead	2	CASQUI-1A---750
14		Parallel cap	2	TAPON-----780
15		Ø9 Bar with 90°	2	VARILI9X200-577
16		L ball bearing bridle	2	BRIROT01-1-PR16
17		R ball bearing bridle	2	BRIROT02-1-PR16
18		Ø5x10mm Philips screw	4	TORNIP510---233
19		M5x20 DIN912 Allen screw	4	TORNI-D912--748
20		M5 DIN982 selft-locking nut	4	TUERCA-D982-746
21		Short semi-bridle	2	BRIDAANT-0-PR16
22		Large semi.-bridle	2	BRIDAPOS-0-PR16
23		Large semi.-bridle arrowhead - handlebar Ø22	2	CAS29-22-0-PR16
24		Short semi.-bridle arrowhead - handlebar Ø22	2	CAS29-22-0-PR16
25		Large semi.-bridle arrowhead - handlebar Ø26	2	CAS29-26-0-PR16
26		Short semi.-bridle arrowhead - handlebar Ø26	2	CAS29-26-0-PR16
27		Ø4x20mm cross dowel pin	2	VARILI4X20--576
28		Dispstick bridle	2	FIXVARLL-0-PR16
29		M6x50 DIN912 Allen screw	2	TORNI-D912--473
30		M6 selft-locking nut	2	TUERCA-D982-745
31		Angle	2	SOPORT30X30-581
32		Adapter bridle - angle	2	FIXSOPOR-0-PR16
33		M5 ISO7380 screw cap	2	TAPON-----85