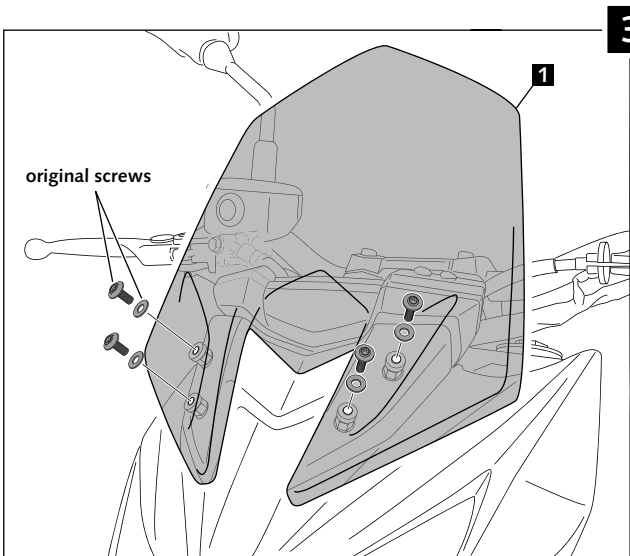
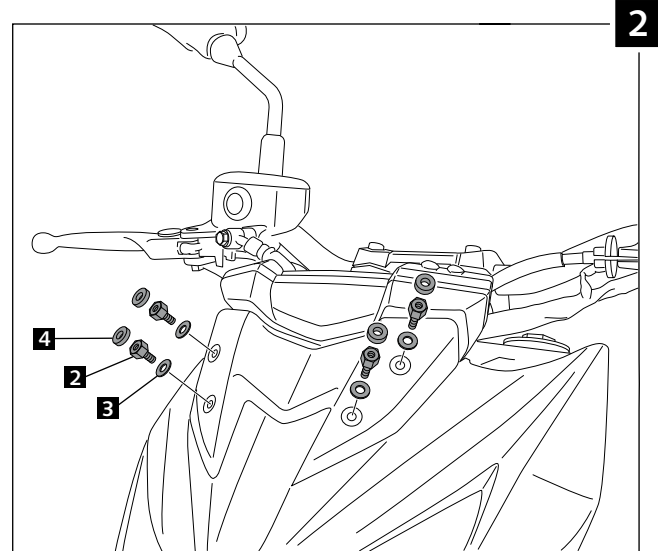
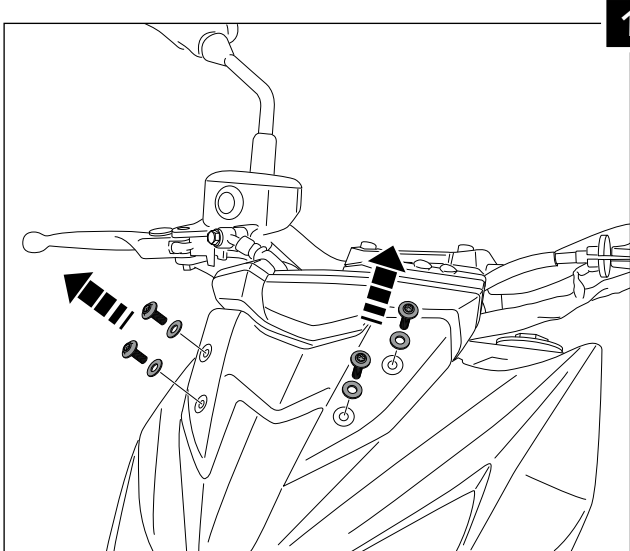






## MOUNTING INSTRUCTIONS

WINDSHIELD ADAPTABLE TO  
KAWASAKI Z800 '13 -

Ref.: 6401



ID.		DESCRIPTION	QTY.
1		Windshield	1
2		Special screw M5x13 + interior thread M5x8	4
3		M5x1 nylon washer	4
4		Ø outer 15 x Ø inner 5x4 rubber washer	4

## TIPS FOR A CORRECT WINDSCREEN ASSEMBLY

Due to storage and transport processes of the windscreens, which are subjected to positions and temperature changes out of our control, this may produce small deformations on the material causing some difficulties on the mounting process. It is recommended to:

- 1- Place the screws on one side without tighten all the way.
- 2- Stretch the windscreen to the other side (see Fig. 1). The flexibility of the material allows this stretch with no risk of breaking or cracking.
- 3- Place the screws without tightening all the way.
- 4- Tighten progressively all the screws.

