

**LICENSE SUPPORT ADAPTABLE TO TRIUMPH SPEED TRIPLE/R**  
**REF:5732N**

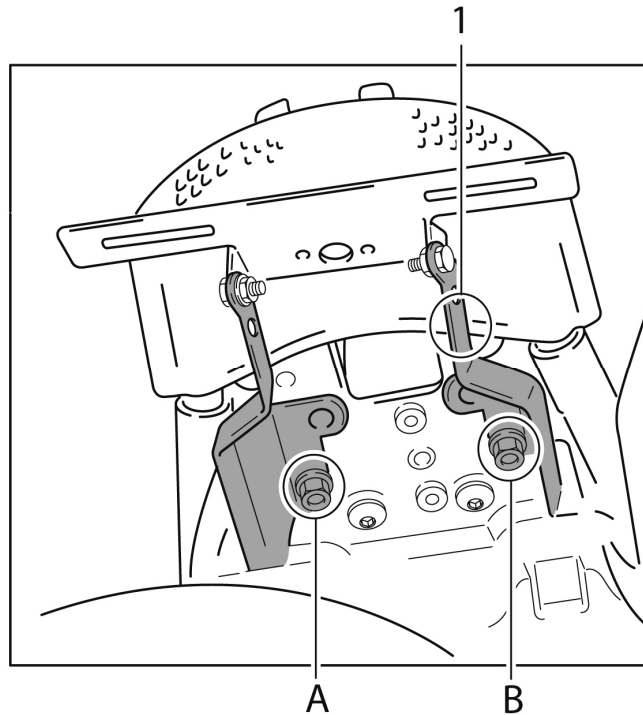


**INSTRUCTIONS TO ASSEMBLE**

- 1- Remove the OEM license support.
- 2- Mount the side supports (1) supplied of the license support, using the OEM fasteners A and B (see figure 1).
- 3- Place the nut of the OEM support on the position E of the cover (2) supplied (see figure 2). Next, mount the cover using the OEM fasteners on position C and D (see figure 2).
- 4- Mount the OEM plastic cover using the OEM fastener F (see figure 3). Next, mount the rest of the plastic parts of the motorcycle.
- 5- Four plastic ziptides (10) are supplied to tight the electric cables.

**Material supplied to assemble the license support:**

<b>POSITION</b>	<b>DESCRIPTION</b>	<b>QUANTITY</b>
1	Black side and central support	1
2	Black cover	1
3	Plastic ziptides	4
4	Reflector	1
5	Support for reflector	1
6	License support light	1



**FIGURE 1**

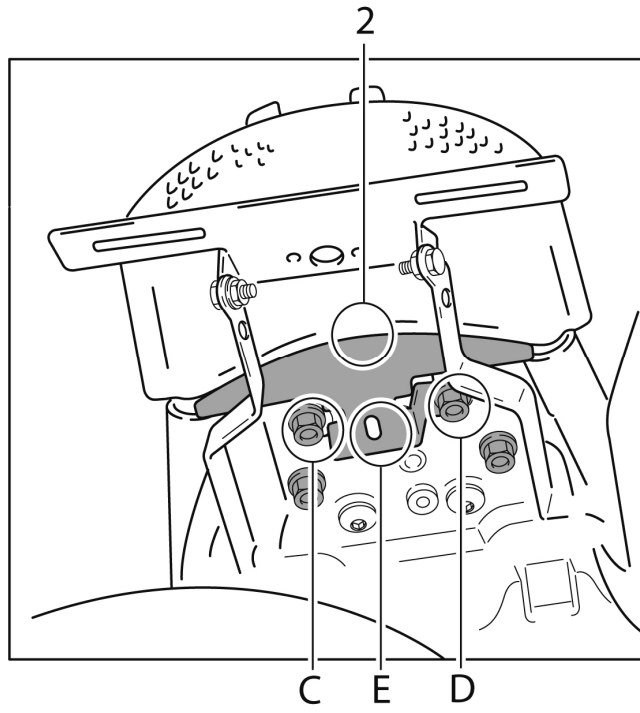


FIGURE 2

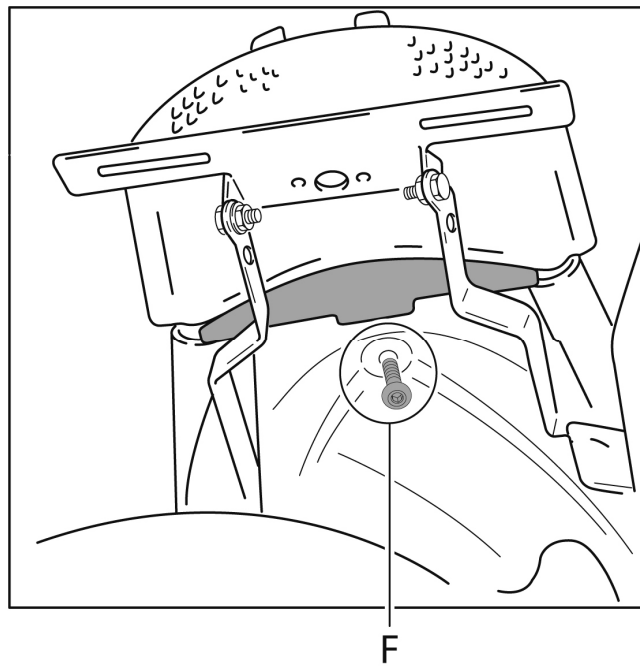


FIGURE 3

Puig provides the best in motorcycle license plate accessories equipment.