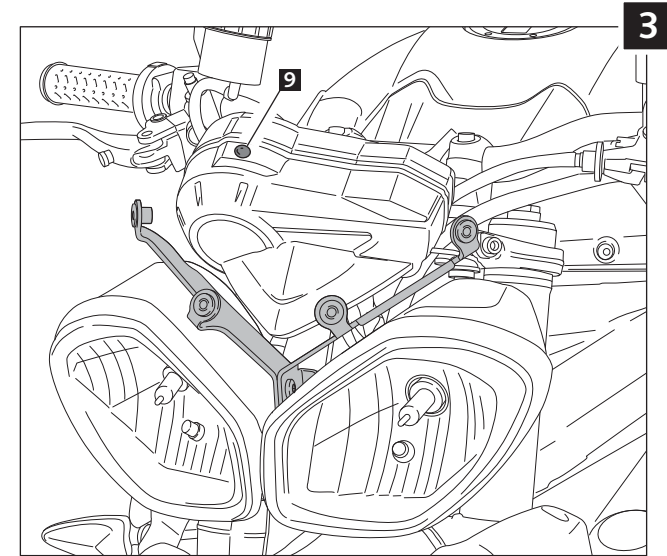
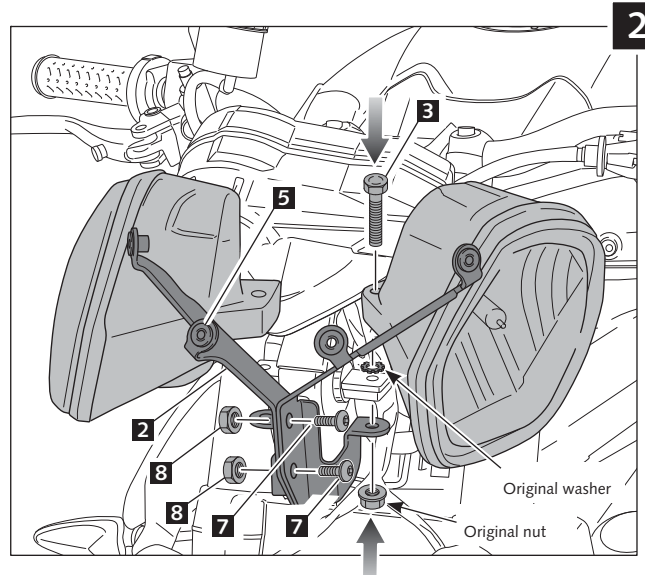
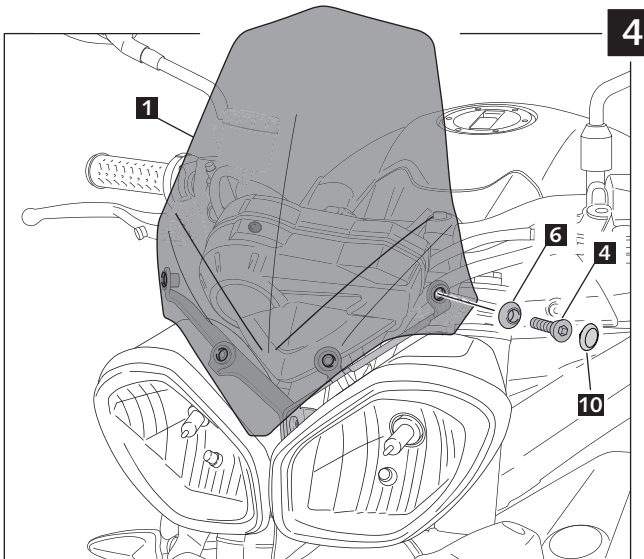
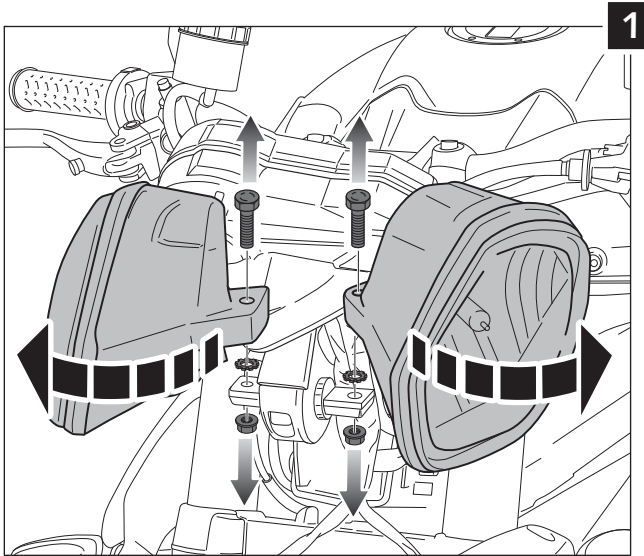












MOUNTING INSTRUCTIONS

WINDSHIELD ADAPTABLE TO
TRIUMPH
 SPEED TRIPLE /R '11- STREET TRIPLE/R '13-

Ref.: 5658



ID.	DESCRIPTION	QTY.
1	 Screen	1
2	 Right/left metal support	1
3	 M8x50 hexagonal screw	2
4	 M6x25 DIN 7991 Allen screw	4
5	 M6 nut incorporated well nut	4
6	 Ø20 plastic washer	4
7	 M6x15 ISO 7380 Allen screw	2
8	 Special M6 nut	2
9	 Ø8 silicone delimiter	1
10	 DIN 7991 Screw cap	4