

## SUZUKI GSR 750

Ref.: 5646

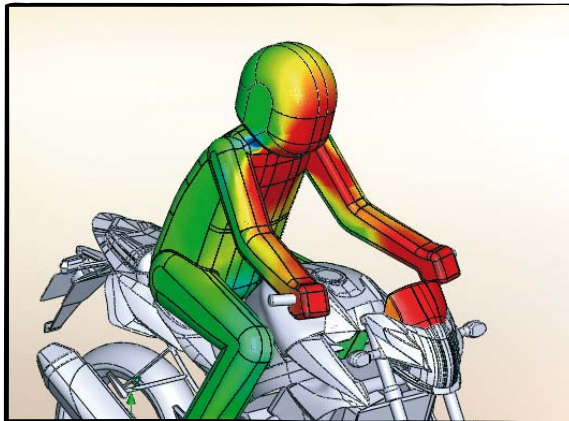
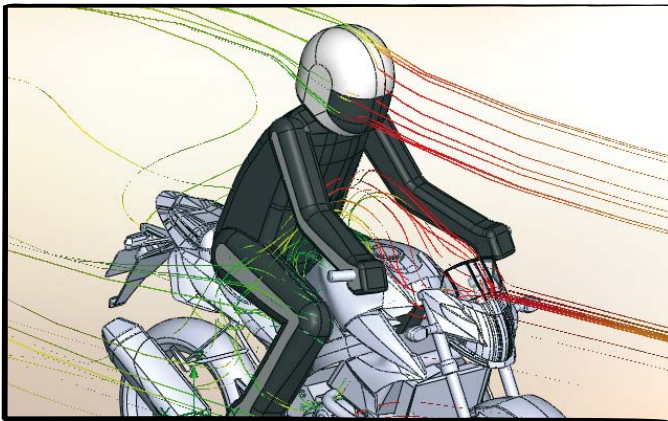
### TEST CONDITIONS

SPEED	150 km/h	93 mph
RIDER HEIGHT	1.8 m	5.9 ft
RIDER POSITION	Standard	

LATERAL WIND	No	
TEMPERATURE	20°C	68°F

MAX. PRESSURE

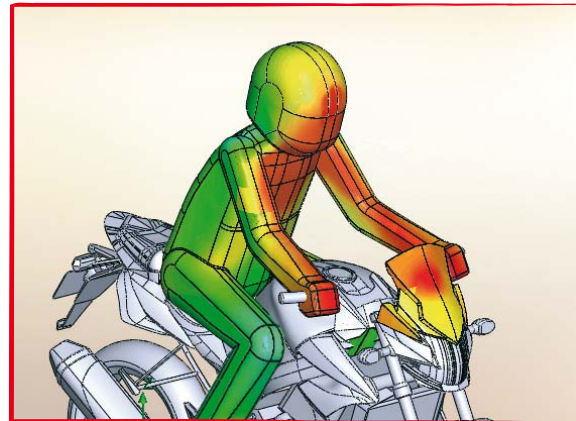
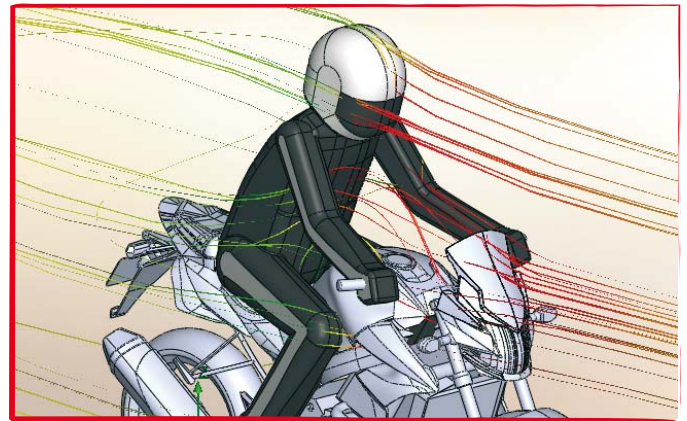
### ORIGINAL SCREEN



### FINAL RESULTS

HELMET AVERAGE PRESSURE	14,9 kg/cm <sup>2</sup>
BODY AVERAGE PRESSURE	17,8 kg/cm <sup>2</sup>

### PUIG SCREEN



### FINAL RESULTS

HELMET AVERAGE PRESSURE	13,4 kg/cm <sup>2</sup>
BODY AVERAGE PRESSURE	10,9 kg/cm <sup>2</sup>

MIN. PRESSURE

**+24,4%**

**IMPROVED AERODYNAMIC WIND PROTECTION WITH PUIG SCREEN**

**Without losing Cx** Sin perder Cx