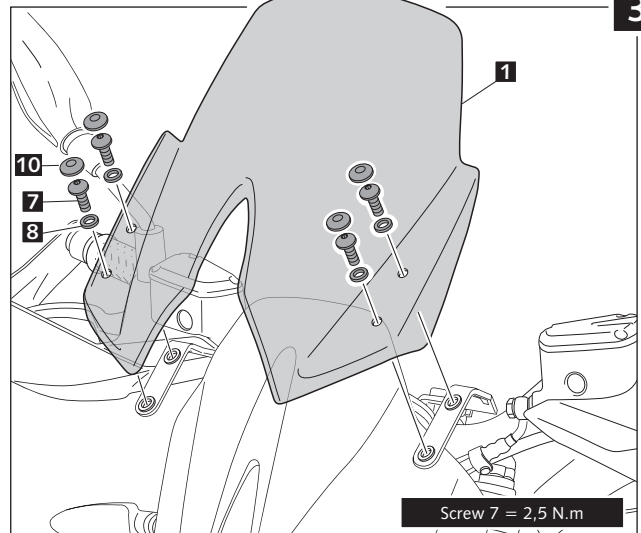
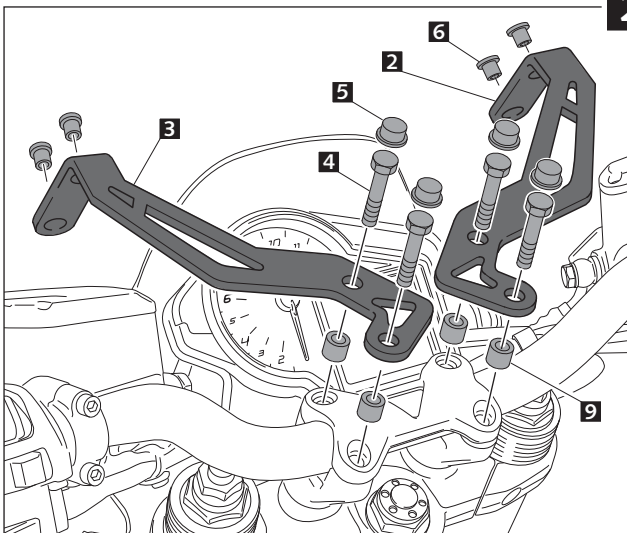
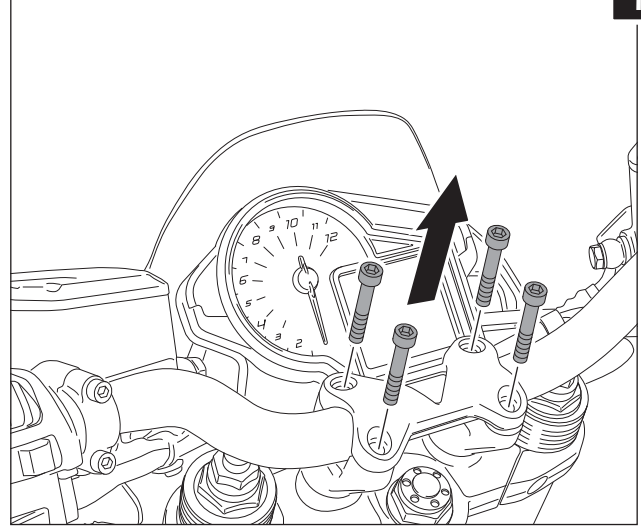


## MOUNTING INSTRUCTIONS

WINDSHIELD ADAPTABLE TO  
APRILIA DORSODURO 750 /1200

Ref.: 4947



ID.		DESCRIPTION	QTY.
1		Screen	1
2		Right metal support	1
3		Left metal support	1
4		M8x45 DIN 931 hexagonal screw	4
5		M8 screw cover	4
6		M5 silemblock nut	4
7		M5x16 ISO 7380 allen screw	4
8		Ø5xØ11x1 nylon washer	4
9		Arrowhead Ø inner 8 x Ø outer 15x14	4
10		M5 ISO 7380 screw cap	4

## TIPS FOR A CORRECT WINDSCREEN ASSEMBLY

Due to storage and transport processes of the windscreens, which are subjected to positions and temperature changes out of our control, this may produce small deformations on the material causing some difficulties on the mounting process. It is recommended to:

- 1- Place the screws on one side without tighten all the way.
- 2- Stretch the windscreen to the other side (see Fig. 1). The flexibility of the material allows this stretch with no risk of breaking or cracking.
- 3- Place the screws without tightening all the way.
- 4- Tighten progressively all the screws.

