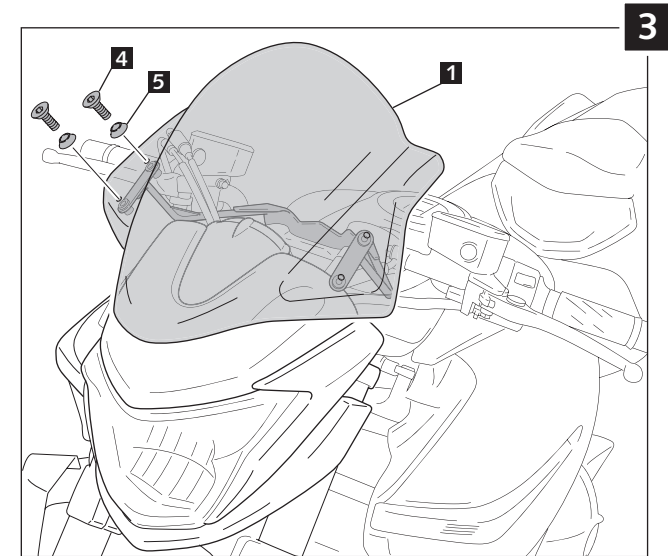
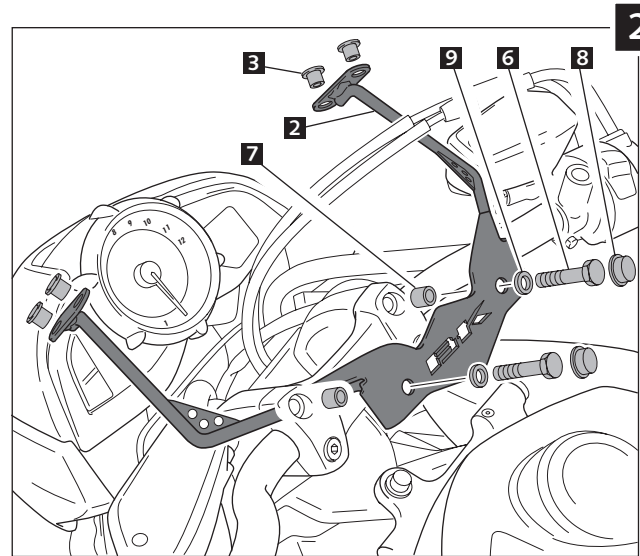
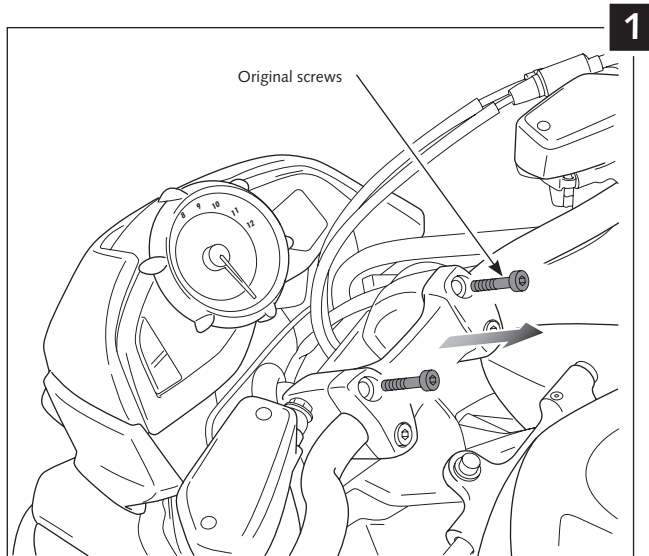


MOUNTING INSTRUCTIONS

WINDSHIELD ADAPTABLE TO **SUZUKI B-KING**

Ref.: 4630



ID.		DESCRIPTION	QTY.
1		Screen	1
2		Metal support	1
3		M6 well nut (supplied already mounted on the piece n°2)	4
4		M6x20 DIN 7991 allen screw	4
5		Ø20 plastic washer	4
6		M8x45 DIN 931 hexagonal screw	2
7		Arrowhead Ø inner 9 x Ø outer 13 x 12	2
8		M8 nut cover	2
9		Ø8 metal washer	2