

SUZUKI GSX R 600/750 '08 - '10

Ref.: 4629

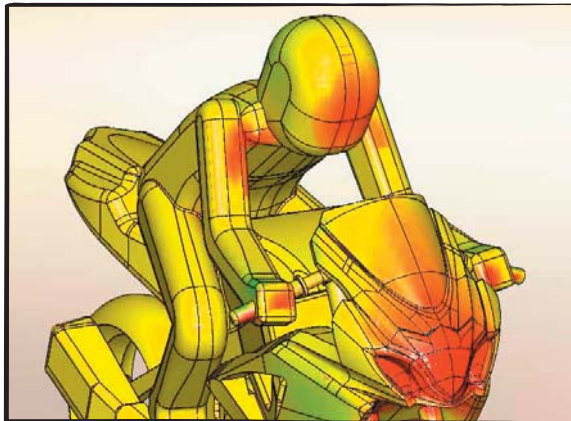
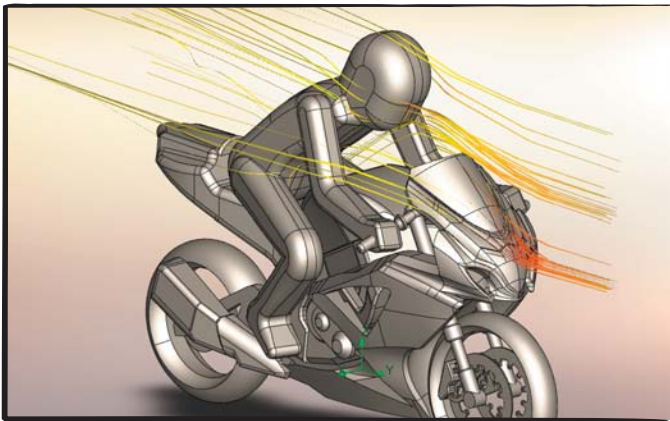
TEST CONDITIONS

SPEED	150 km/h	94 mph
RIDER HEIGHT	1.8 m	5.9 ft
RIDER POSITION	Standard	

LATERAL WIND	No	
TEMPERATURE	20°C	68°F

MAX. PRESSURE

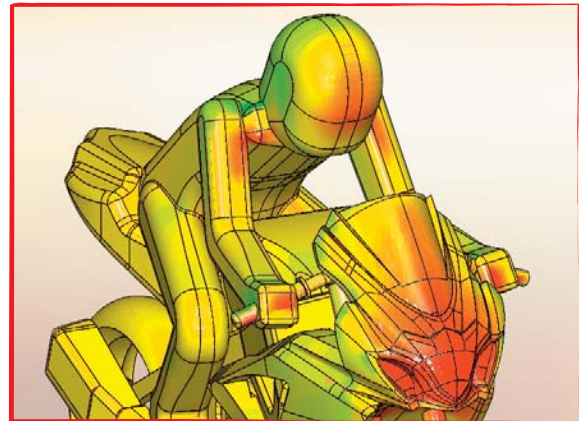
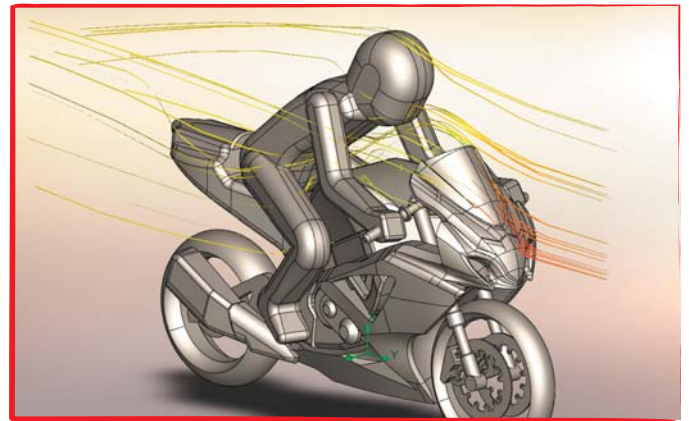
ORIGINAL SCREEN



FINAL RESULTS

HELMET AVERAGE PRESSURE	11,7 kg/cm ²
BODY AVERAGE PRESSURE	9,5 kg/cm ²

PUIG Z-RACING SCREEN



FINAL RESULTS

HELMET AVERAGE PRESSURE	10,2 kg/cm ²
BODY AVERAGE PRESSURE	8,45 kg/cm ²

MIN. PRESSURE

+11,9%

IMPROVED AERODYNAMIC WIND PROTECTION WITH PUIG Z-RACING SCREEN

Without losing Cx