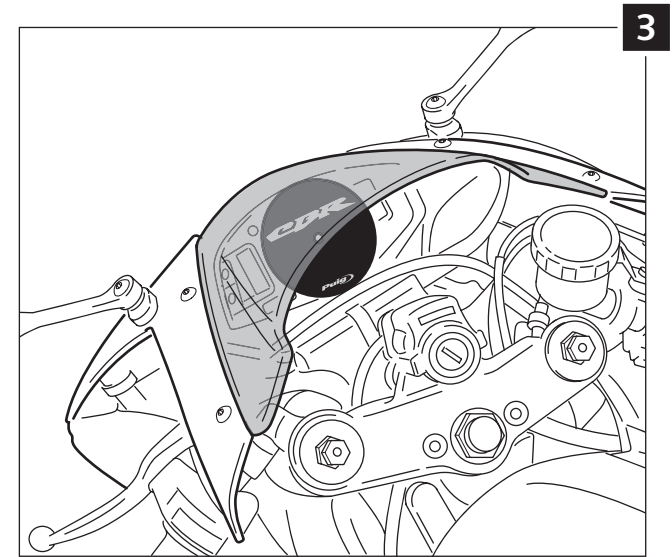
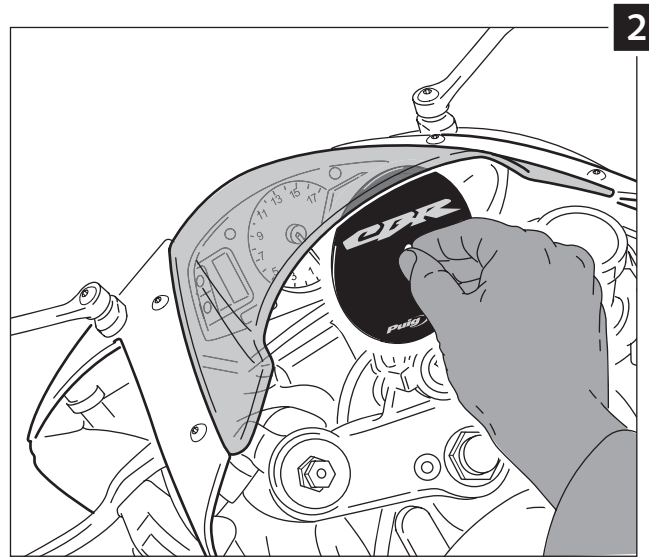
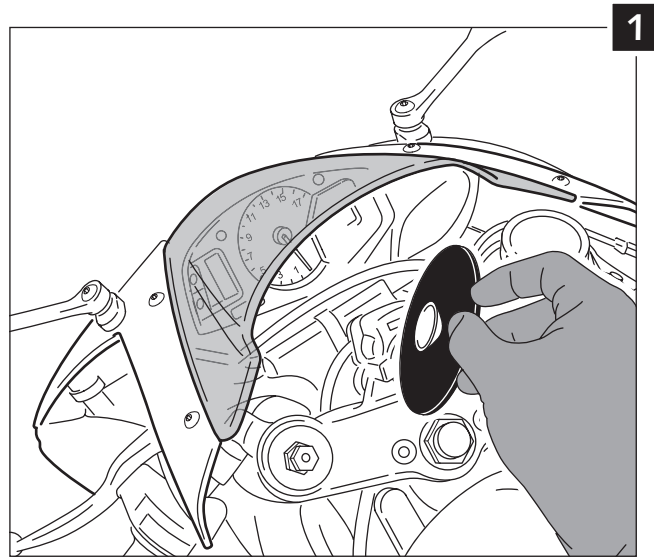


MOUNTING INSTRUCTIONS

PLATE TO AVOID "GLASS EFFECT" OF THE SCREEN
 HONDA CBR 600 RR '07 - '12

Ref.: 4356



ATTENTION

To avoid damages on the dash, it is recommended to place the plate as the instructions show when the sun-rays hit the bike from the back.

ID.	DESCRIPTION	QTY.
1	 Plate	1
2	 Suction pad Ø20mm	1

TIPS FOR A CORRECT WINDSCREEN ASSEMBLY

Due to storage and transport processes of the windscreens, which are subjected to positions and temperature changes out of our control, this may produce small deformations on the material causing some difficulties on the mounting process. It is recommended to:

- 1- Place the screws on one side without tighten all the way.
- 2- Stretch the windscreen to the other side (see Fig. 1). The flexibility of the material allows this stretch with no risk of breaking or cracking.
- 3- Place the screws without tightening all the way.
- 4- Tighten progressively all the screws.

