

KTM 1290 SUPERDUKE R'20-

M O U N T I N G I N S T R U C T I O N S

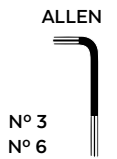
REF 20425

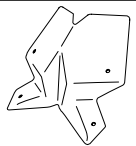








W I N D S H I E L D N G S P O R T


1 Person


20 min


EASY



ID.	PART	DESCRIPTION	QTY.	REF.:
1		Sport screen	1	10796W/H/F/N/TM3
2		Right metal support (R)	1	SOPOR2P4-R20425
3		Left metal support (L)	1	SOPOR2P4-L20425
4		M5x16 Ø11 ISO 7380 allen screw	4	TORNI-I7380-493
5		M5 silentblock	4	SILENBTM5-046/1
6		M5 ISO 7380 allen screw cap	4	TAPON-----85
7		M5x1 nylon washer	4	ARNV0000000245
8		M8X45 DIN 912 allen screw	2	TORNI-AD912-508
9		Ø8,5x Ø14x 15 arrowhead	2	CASQUI81415-101

KTM 1290 SUPERDUKE R'20-

MOUNTING INSTRUCTIONS

1

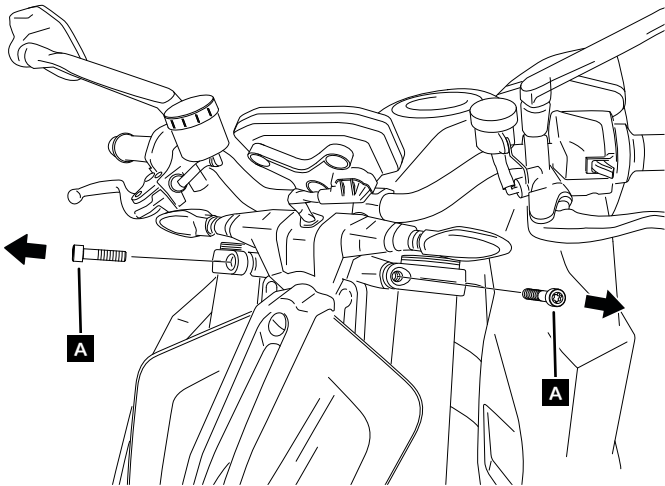


DO NOT remove the original screws (A) at the same time

DISASSEMBLY

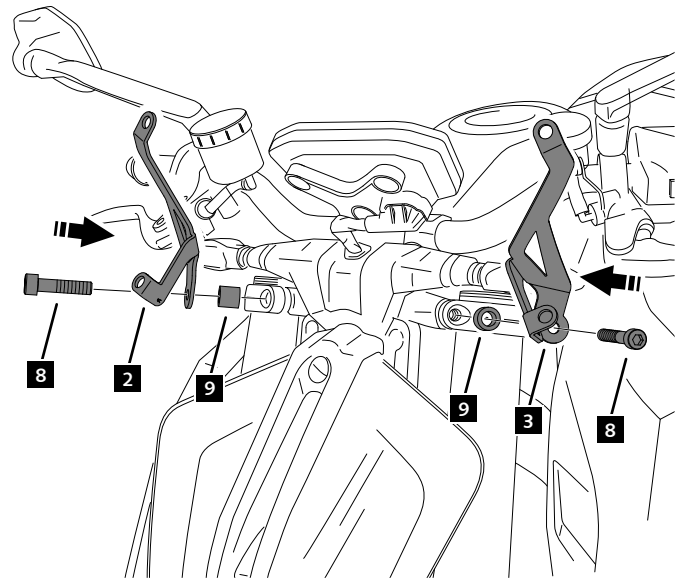
A

Original components



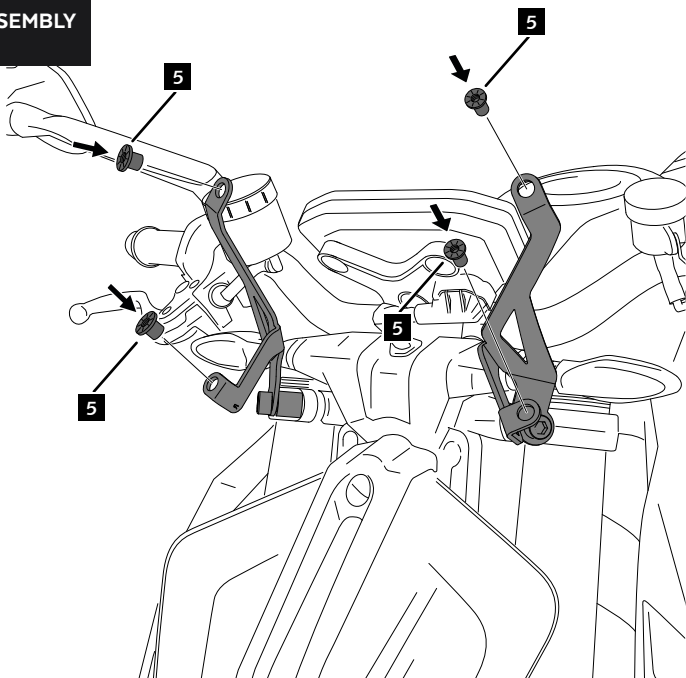
2

ASSEMBLY



3

ASSEMBLY



4

ASSEMBLY

