

DUCATI PANIGALE V4 '18-'21

M O U N T I N G I N S T R U C T I O N S

REF 20139N

TAPAS LATERAL IZQUIERDO / LEFT SIDE COVERS



1 Person

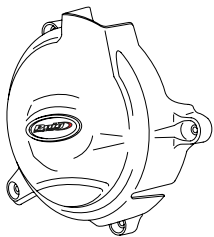
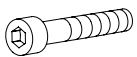


30 min



EASY



ID.	PART	DESCRIPTION	QTY.	REF.:
1		Clutch cover	1	CONJUNTO--20139
2		M6x25 DIN912 screw	4	-

DUCATI PANIGALE V4 '18-'21

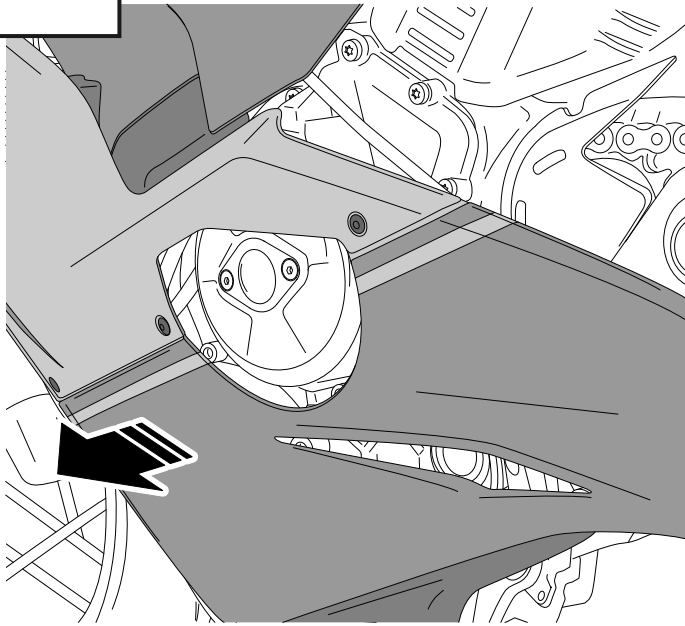
REF 20139N

MOUNTING INSTRUCTIONS

1

REMOVE THE COVER

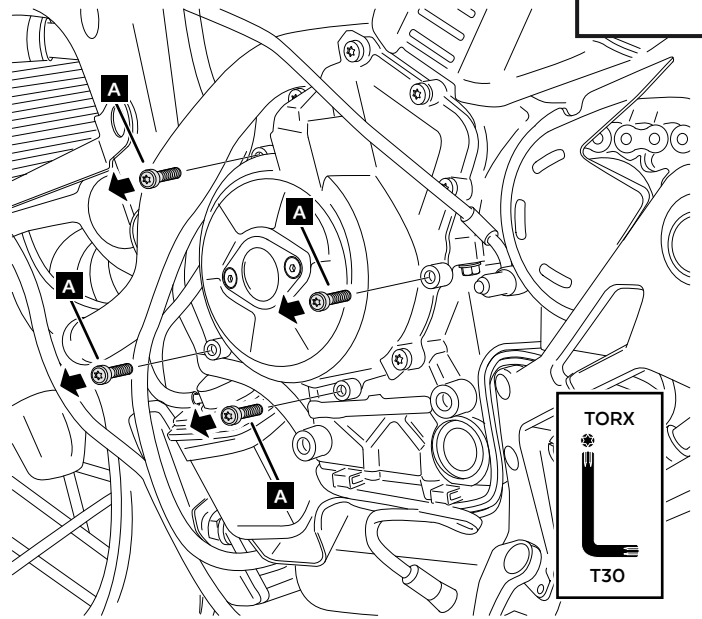
DISASSEMBLY



2

A Original screws

DISASSEMBLY

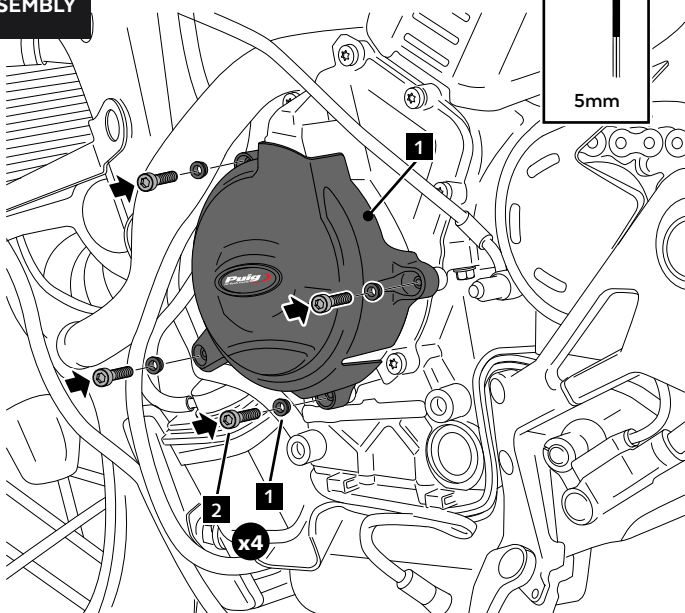


3

ASSEMBLY

ALLEN

5mm

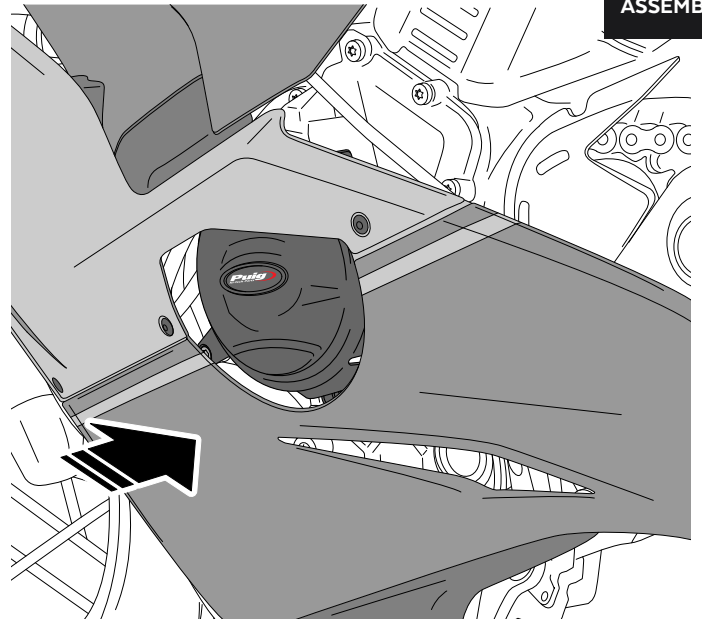


Adjustment 2,21 ÷ 2,58 ft/lb + turning angle 90°
Torque control 4,06 ÷ 7,37 ft/lb

4

ASSEMBLE THE COVER

ASSEMBLY



DUCATI PANIGALE V4 '18-'21

M O U N T I N G I N S T R U C T I O N S

REF 20139N

RIGHT SIDE COVERS



1 Person

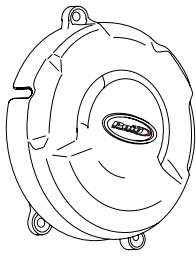
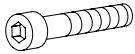


30 min



EASY



ID.	PART	DESCRIPTION	QTY.	REF.:
1		Alternator cover	1	CONJUNTO--20139
2		M6x25 DIN912 screw	4	-

DUCATI PANIGALE V4 '18-'21

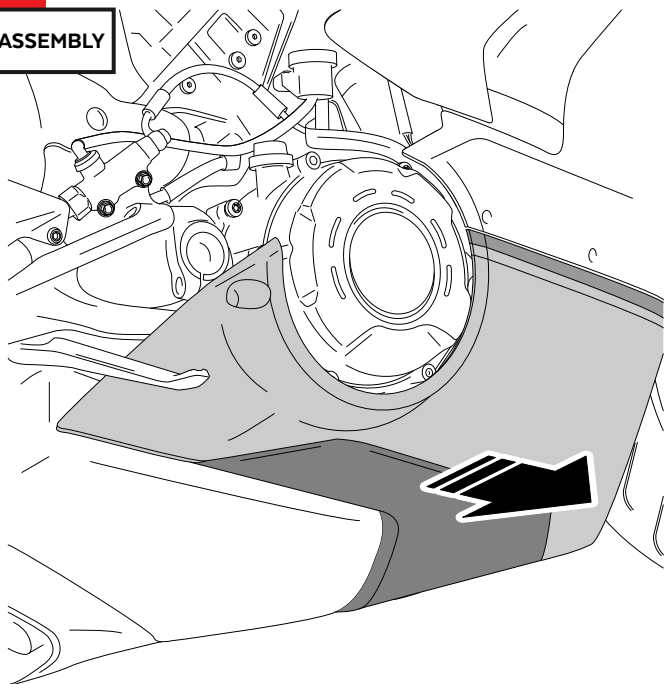
REF 20139N

MOUNTING INSTRUCTIONS

1

REMOVE THE COVER

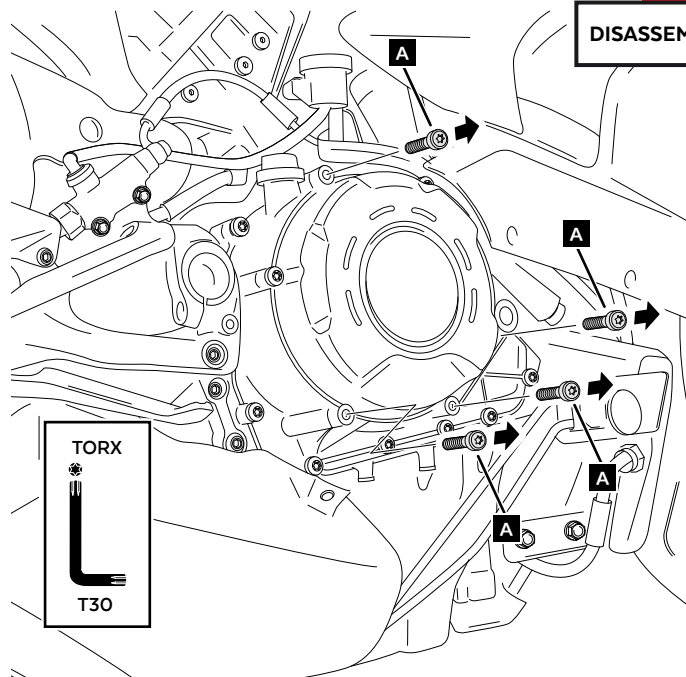
DISASSEMBLY



A Original screws

2

DISASSEMBLY

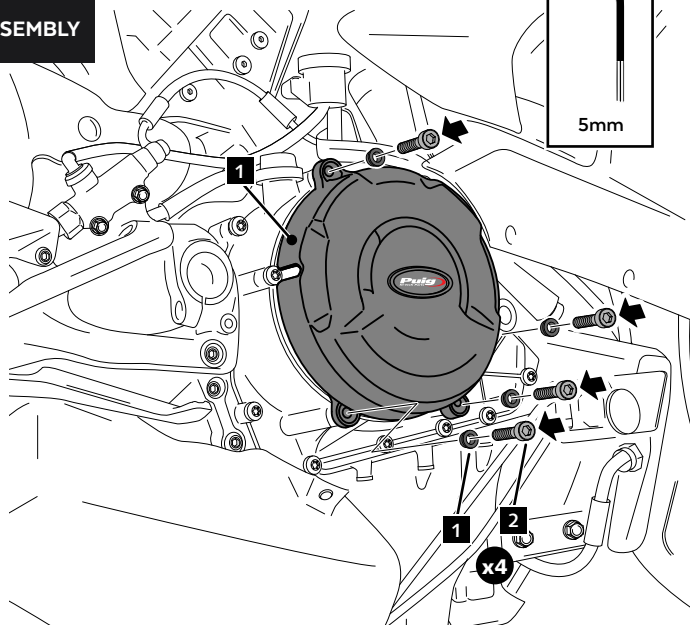


3

ASSEMBLY

ALLEN

5mm



2



Adjustment 2,21 ÷ 2,58 ft/lb + turning angle 90°
Torque control 4,06 ÷ 7,37 ft/lb

ASSEMBLE THE COVER

4

ASSEMBLY

