

# BMW C-EVOLUTION '16 -

## M O U N T I N G I N S T R U C T I O N S

REF 1769

**WINDSHIELD V-TECH LINE TOURING  
(WINDSCREEN INCLUDES DETACHABLE HAND DEFLECTORS)**



**OPTION A**  
WINDSHIELD  
WITHOUT  
HAND-DEFLECTORS



**OPTION B**  
WINDSHIELD  
WITH  
HAND-DEFLECTORS



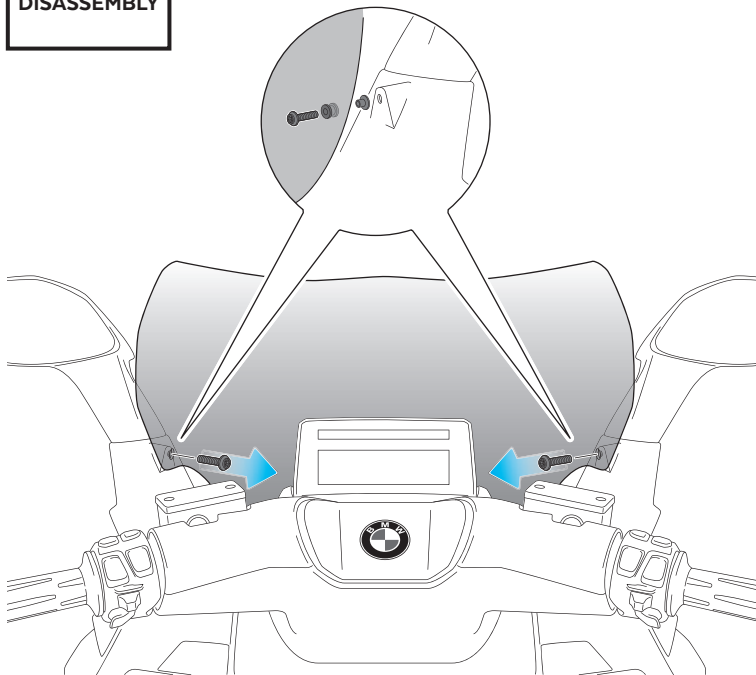
ID	PART	DESCRIPTION	QTY	REF
1		Touring screen	1	1769H/WM3
2		Left deflector	1	1769H/W-IZD
3		Right deflector	1	1769H/W-DER
4		Ø17 x Ø10 x Ø13 x 10 silentblock	4	AROPASACABLES--
5		M5 bush with flange (black)	4	CASQUI-----517
6		M5x11 Ø11 ISO 7380 Allen screw	4	TORNI-AI----520
7		Allen screw M5x16 Ø11 ISO 7380	4	TORNI-I7380-493
8		M5x1 nylon washer	4	ARNV0000000245
9		M5 ISO 7380 screw cap	4	TAPON-----85
10		25x30mm dual lock hook and loop fastener (supplied already mounted on items 2/3)	2	VELCRO-25X50---
11		Sticker set (supplied already mounted on items 2/3)	1	ADHESI-----260

# BMW C-EVOLUTION '16 -

## MOUNTING INSTRUCTIONS

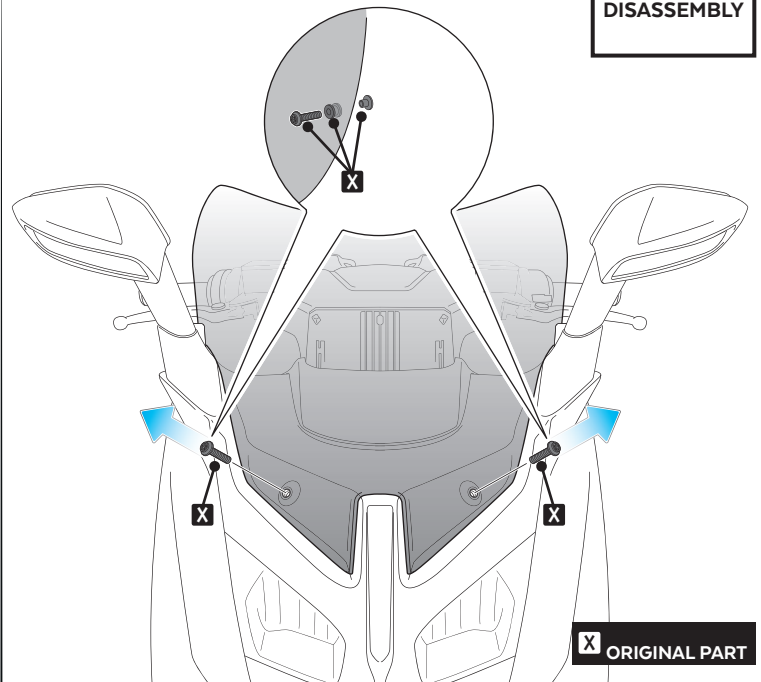
**1**

DISASSEMBLY



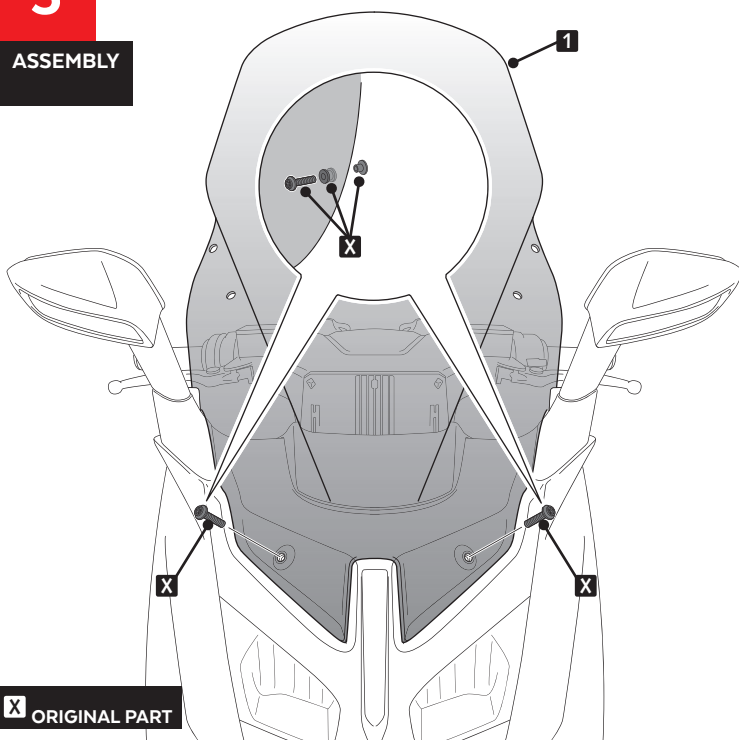
**2**

DISASSEMBLY



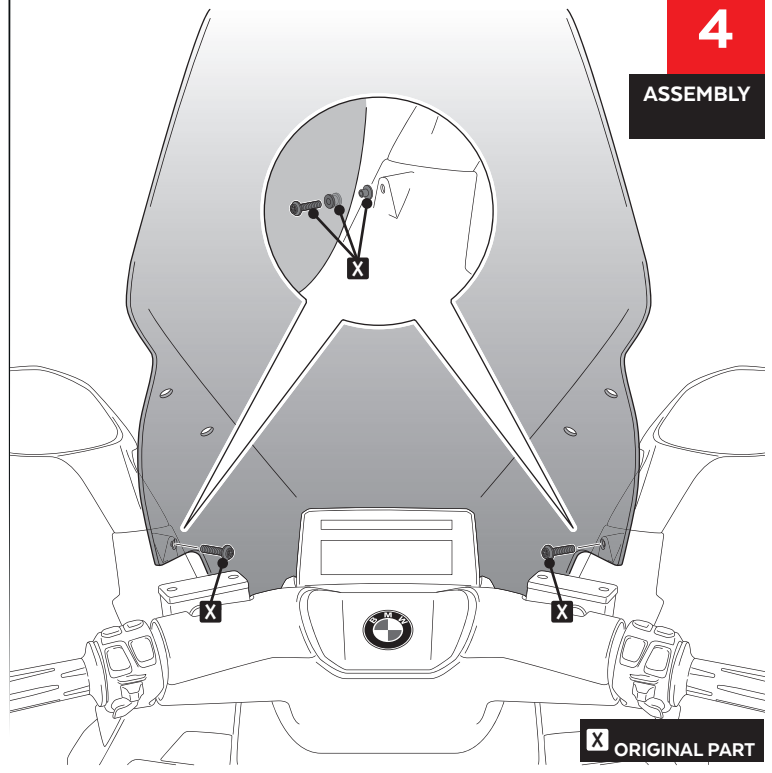
**3**

ASSEMBLY



**4**

ASSEMBLY

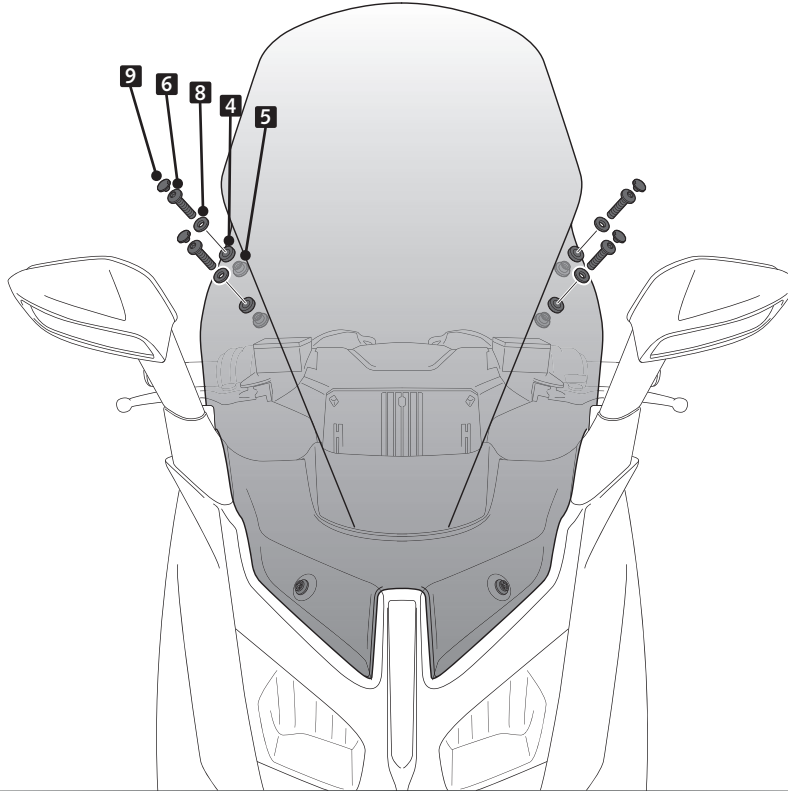


# BMW C-EVOLUTION '16 -

## MOUNTING INSTRUCTIONS

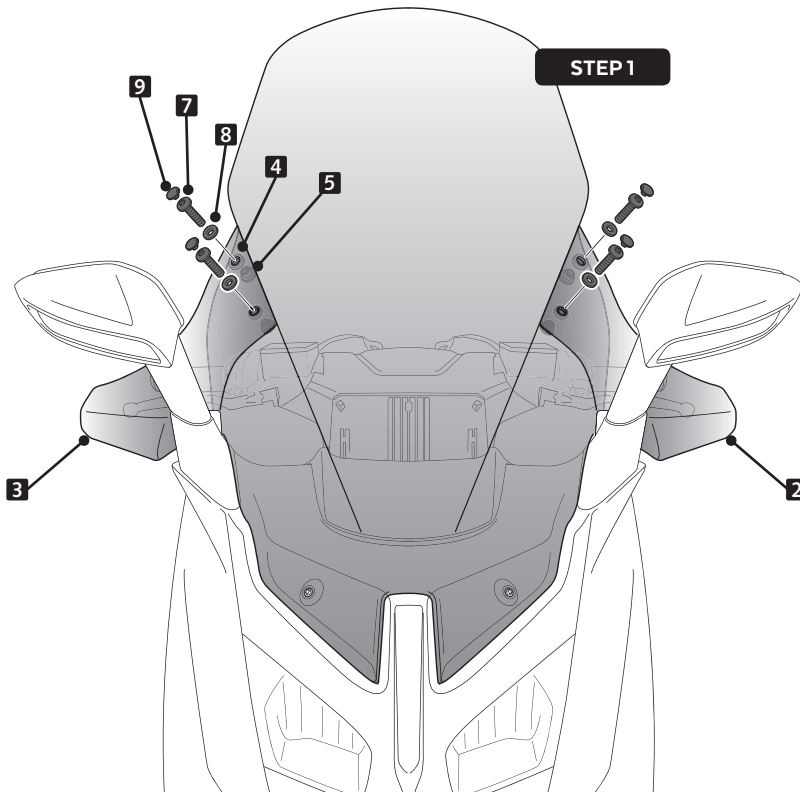
### OPTION A

WINDSHIELD  
WITHOUT  
HAND-DEFLECTORS

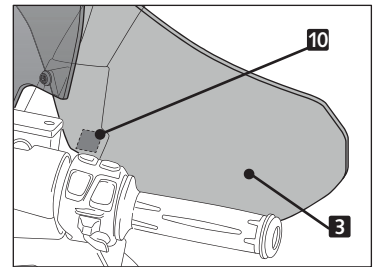


### OPTION B

WINDSHIELD  
WITH  
HAND-DEFLECTORS



### STEP 2



Extract the paper from the hook and loop fastener ( ID- 10 supplied already mounted on items ID2/3) and position to rearview.

