



Sentinel Handguard Fitment Issues

PowerMadd Sentinel handguards are designed for a universal fit, which means they will fit most any ATV, motorcycle or snowmobile. All you need is ½” of space on your handlebars near your grips. You may need to slide your controls one direction or the other in order to free up ½” of bar space.


There are a few situations where getting the ½” of space is just not possible. We have listed any of these situations that we are aware of below:

ATVs

Universal fitment concerns:

Mounting space – you have two mounting options for ATVs:

- 34452 ATV/MX Mount - you will need ½” of space on the bars as close to the grips as possible. You can either slide your controls and levers over a bit, or mount the handguard on the inside of the controls.
- 34269 Tri-Mount – mounts just past the bend in the bars on the down-slope portion of your handlebars. This mount is a very good option for many utility ATVs which tend to have larger control pods and less room on the bars for the ATV/MX mount. See the Yamaha Grizzly note below.

Kawasaki	KFX700	All Kawasaki KFX700 ATV's require the use of the 34269 Tri-Mount which mounts past the bend in the bars on the down-slope where there is plenty of room.
Yamaha	2007-2013 Grizzly	<p>In 2007 Yamaha added another master cylinder to the Grizzly model. The two master cylinders and all the controls beneath them do not leave any room for the Sentinel mounting brackets from 34452 ATV/MX mount kit.</p> <p>Use the 34269 Tri-Mount which mounts past the bend in the bars on the down-slope where there is plenty of room.</p> 



Snowmobiles


Universal fitment concerns:

Make sure you have enough room between your handlebars and your windshield. After turning your bars all the way to the left and right you will need 6.5" of space between the grip and shield to run handguards.

Mounting space – you have two mounting options for snowmobiles:

- 34450 Snowmobile Mount - you will need ½" of space on the bars near the grip or just on the inside of the controls.
- 34269 Tri-Mount – mounts just past the bend in the bars on the down-slope portion of your handlebars. This mount may not work if you have a bar pad or molded piece covering your bar clamps.

Polaris	2008 RMK Mountain	<p>Some models have a welded tab on the bars to mount the grab bar; this does not leave enough room for the 34250 Snowmobile Mount Kit mounting bracket.</p> <p>Use the 34269 Tri-Mount which mounts past the bend in the bars on the down-slope where there is plenty of room.</p> 
Yamaha	Viper	<p>If you don't have a low windshield or have raised your handlebars you will have an issue with the guards hitting the windshield.</p> 

		<p>Viper – brake side</p>  <p>Viper – throttle side</p>
Arctic Cat	2012-2015 Arctic Cat Pro Cross/Climb; Polaris Axys; SR Viper	<p>With the new Hayes brake that Arctic Cat, Polaris and Yamaha are using, there is not enough room to use the 34450 mount kit. We now have a Hayes Brake mount kit for the Sentinels handguards(34454). You can also use the 34269 Tri-Mount which mounts right next to the riser on the race style bars where there is plenty of room. If your sled has a molded grad strap, use 34454.</p>