

NEXX



GARAGE

X.G10

At NEXX, we do not just engineer helmets, we tech emotions.

We believe in the heat of passion - parts of life getting new blood.

HELMETS FOR LIFE is our motto, beyond the protection, past excellence, that any motorcyclist regardless of age or style lives the moment they wear NEXX.

1. HELMET FEATURES
2. HOW TO FASTEN THE DOUBLE-D RING BUCKLE?
3. HOW TO INSTALL THE PEAK?
4. HOW TO PLACE THE VISOR?
5. LINING
6. SIZE CHART
7. HELMET CARE

EN

Please read this manual very carefully before wearing your helmet and keep it in a safe place. For a correct use and for your safety, please pay attention to following instructions.

The main function of the helmet is to protect your head in case of impact. This helmet is made to absorb some of the energy of a blow by partial destruction of its component parts and, even though damage may not be apparent, any helmet which has suffered an impact in an accident or received a similarly severe blow or other abuse should be replaced. To maintain the full efficiency of this helmet, there must be no alteration to the structure of the helmet or it's component parts.

1

HELMET FEATURES

The lining of the helmet has the following characteristics:

- Removable,
- Anti-allergy;
- Anti sweat;

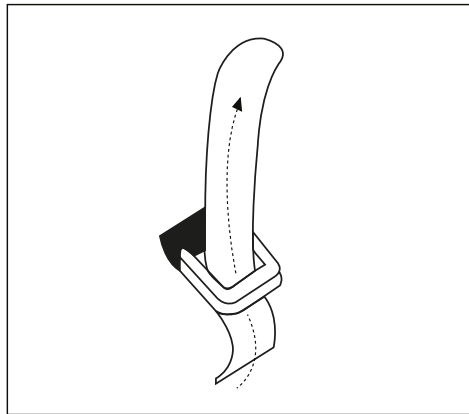
This lining can be removed and washable.

If for some reason this lining is damage it can be easily replaced.

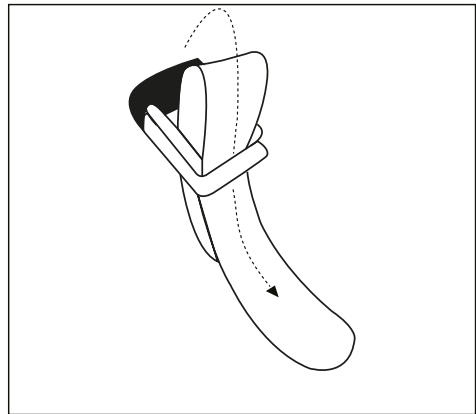
EN

HOW TO FASTEN THE DOUBLE-D RING BUCKLE?

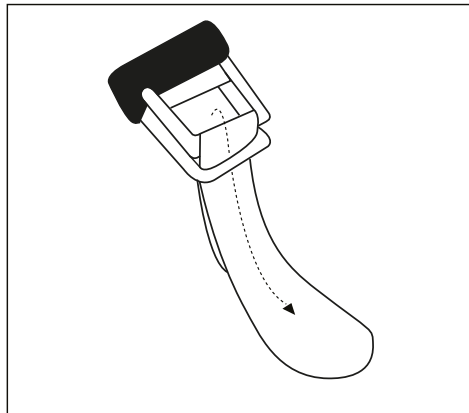
1.



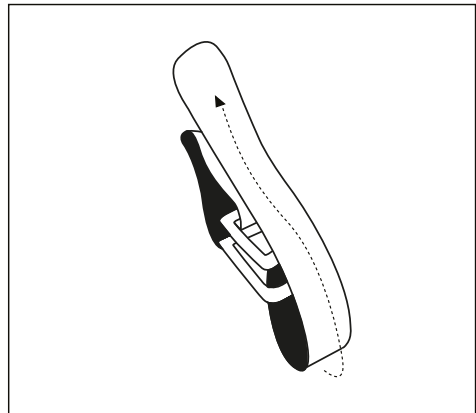
2.



3.




4.

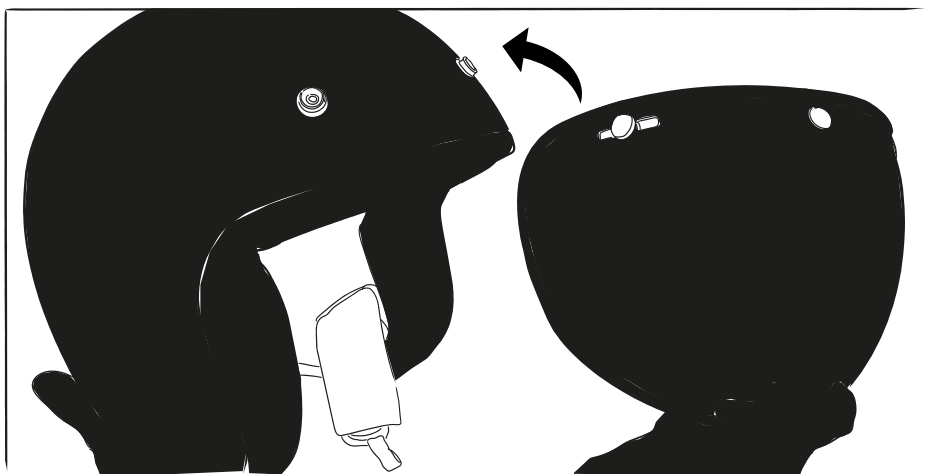


HOW TO INSTALL THE PEAK?

1.



HOW TO PLACE THE VISOR?

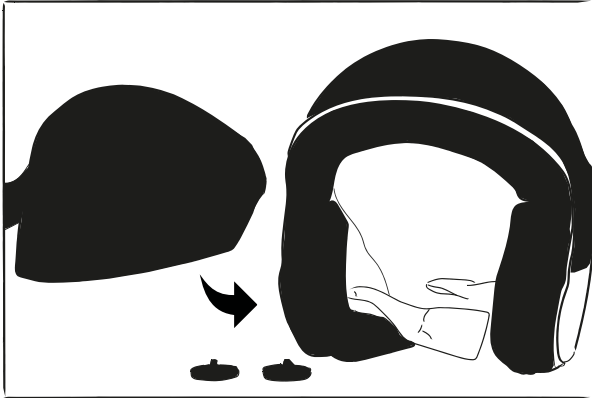


2.

4

HOW TO PLACE THE VISOR?

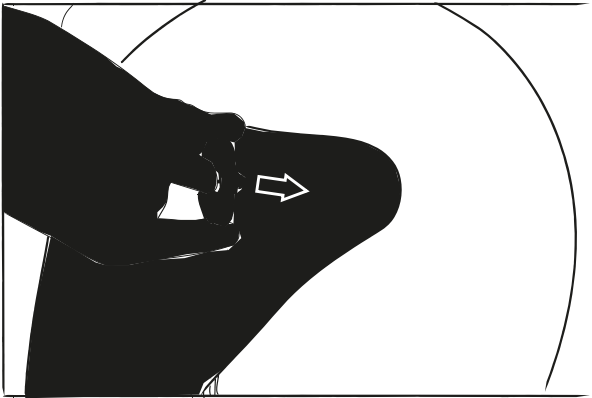
1.




2.



3.



4.



HOW TO PLACE THE INNER LINING?


1.



2.



3.



4.




5.

1.

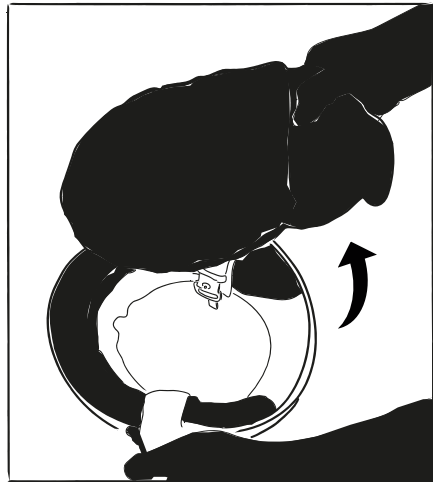


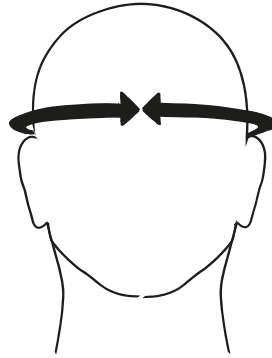
3.






2.

4.





HELMET SIZE		HEAD SIZE	
	XS	53/54 CM	$\frac{20,87}{21,26}$
	S	55/56 CM	$\frac{21,27}{22,05}$
	M	57/58 CM	$\frac{22,06}{22,83}$
	L	59/60 CM	$\frac{22,84}{23,62}$
	XL	61/62 CM	$\frac{23,63}{24,41}$
	XXL	63/64 CM	$\frac{24,42}{25,20}$
	XXXL	65/66 CM	$\frac{25,59}{25,98}$

Wrap the flexible measuring tape around your head.

The size selection of the helmet is crucial to ensure the safety of the user. Never should use a helmet that is too small or too large in relation to the size of the head. To purchase a helmet is important that you try it: make sure the helmet fits perfectly to the head, there should be no gap between the helmet and the head; make some movements of rotation (left and right) with the helmet on the head (closed) this should not shake; it's important that the helmet is comfortable and involving the entire head.

7

HELMET CARE

Light colors required extra care as they are naturally more exposed to dust, fumes, compounds or other types of impurities.
THIS IS NOT COVERED UNDER WARRANTY

DO NOT EXPOSE THE HELMET TO ANY TYPE OF LIQUID SOLVENT;



ALWAYS USE THE HELMET IN THE PROPER POSITION, USING THE BRUCKLE TO ADJUST TO THE HEAD;



THE HELMET SHOULD BE HANDLED WITH CARE. LEAVING IT DROPS CAN DAMAGE THE PAINTING AS WELL AS REDUCE THEIR CHARACTERISTICS OF PROTECTION.
THIS NOT COVERED UNDER WARRANTY!





THE HELMET SHOULD BE HANDLED WITH CARE. LEAVING IT DROPS CAN DAMAGE THE PAINTING AS WELL AS REDUCE THEIR CHARACTERISTICS OF PROTECTION. THIS NOT COVERED UNDER WARRANTY!



KEEP THE HELMET IN A SAFE PLACE (NOT HANG ON THE MIRROR OF MOTORCYCLE OR OTHER SUPPORT THAN CAN DAMAGE THE LINING). DO NOT CARRY YOUR HELMET ON THE BIKE OR IN THE ARM WHILE DRIVING



drip dry



do not tumble dry



hand wash



do not wring



do not iron



do not bleach

This high quality helmet is made with the most advanced European technology. The helmets are technologically advanced for the motorcycle rider's protection, which are made for motorcycle riding only. This helmet specifications is subject to change without notice.