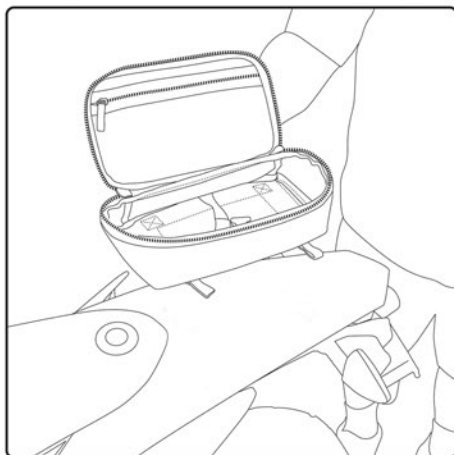
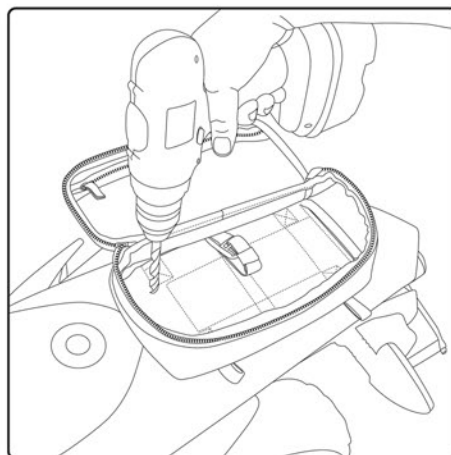


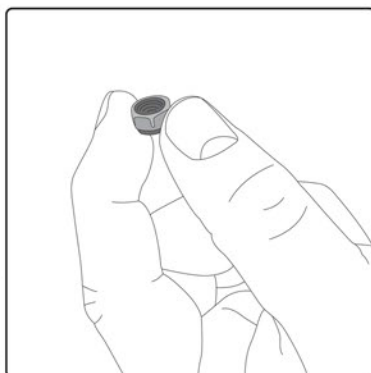
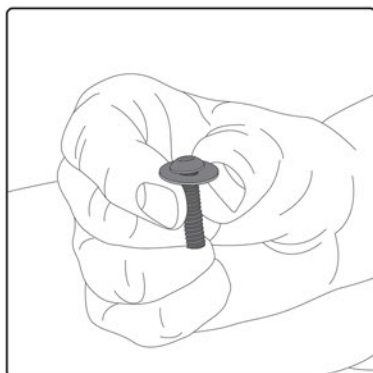
Please read instructions carefully before installation. We recommend this product be installed by a qualified, and experienced technician. If you are unsure of any of the below directions and or your ability to correctly and securely install this product, please contact us or your local dealer for help. Below diagrams show typical installation, your vehicle may be different so please use diagrams as a guide. Make sure your vehicle is clean and free from dirt, road grime etc. where the this product mounts. It is the riders responsibility to make sure the product is mounted and secure before each use. Loading the bag may result in a change of position, always check for proper mounting position after loading and before each and every ride.



When lining up the bag on your rear fender, always be sure to check under the fender for any wires or cables so they do not get cut or damaged when drilling your mounting holes.



Once you bag is in place on your fender, using a 1/4" bit, drill 4 holes into the plastic bottom your bag and though the fender where you want your mounting points to be.



Using the provided hardware, place the washer around the bolt and pass through the bag and fender. Using a 4mm allen wrench for button head bolt and 10mm wench or socket for the nut, secure the bag to the fender. Tighten all bolts and make sure bag is stable before riding.



The 4 webbing loops can be used for securing other soft luggage including our dual sport saddlebags (RG-020)

Warning:

Read the installation instructions and make yourself familiar with the process of installing the Nelson-Rigg® product(s) on your bike. It is your responsibility to mount the product correctly and securely as outlined in these instructions. Nelson-Rigg® products are intended for use at USA street legal speeds as posted by the individual States. Nelson-Rigg® luggage must not be overloaded. Max carrying capacity is 10 lbs per bag or the maximum load suggested by the manufacturer of the vehicle, whichever is less.

Failure to adhere to these warnings may result in, but not be limited to: the luggage becoming detached, the product becoming tangled in moving parts of the vehicle, unstable vehicle dynamics, reduction in the ability to control the vehicle. The result(s) of could lead to serious injury.

Always ride safely, adhering to the local highway regulations. Always wear a helmet and protective apparel.

