



**Quantum® Hardcoated Replacement Screen for
2015-19 Ducati® Multistrada**
N20503 Sport Windscreen
N20504 Sport-Touring Windscreen
N20505 Touring Windscreen

Thank you for purchasing a National Cycle product. Read these instructions carefully and thoroughly before beginning work. Dealers, if installing this windscreen for a customer, please give them this manual. It contains information needed to properly maintain and use this product.

PACKAGE CONTENTS


Item Description	Qty.
Replacement Windscreen	1

TOOLS REQUIRED

4mm Hex Key or Driver

NOTES

All OEM hardware will be reused.



PREPARATION

1. Place vehicle securely on its sidestand.


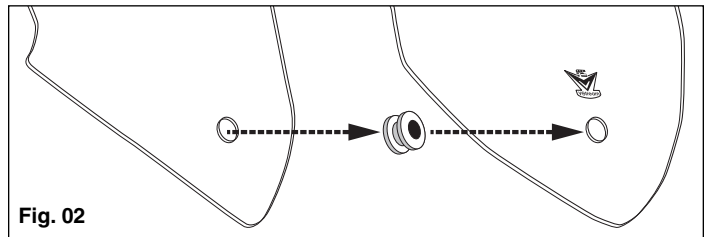
INSTALLATION

2. Remove the three 4mm hex head screws securing the OEM windscreen.

Fig. 01

3. Remove the three (3) rubber grommets from the OEM windscreen and insert them into the new VStream Windscreen.

Fig. 02



4. Align the windscreen and replace the three OEM 4mm hex head screws. Tighten securely.

Fig. 03



Quantum® is a registered trademark and exclusive product of National Cycle Inc.



CLEANING AND MAINTENANCE

To clean the screen, wash with a clean soft cloth and plenty of warm water and, if necessary, a non-abrasive soap such as dishwashing liquid. Flannel or soft chamois make good cleaning cloths. Paint, glue residue or grease removal: Moisten cotton wad with naphtha or turpentine followed by a wash as above.

National Cycle **Shield Wash™** (N1401-01) makes a good daily cleaner and comes with a handy travel-size bottle. Shield Wash is safe for all windshields and helmet visors

Do not clean polycarbonate in hot sun or high temperatures. Do not clean the screen with household glass cleaners. Do not allow brake fluid, alcohol, or strong solvents to contact the screen.

RAIN REPELLENT

Do not use rain protective products made for glass. We recommend National Cycle's **RainZip®** (N1410-01) to keep your windscreen clear in rainy weather.

WARNING

Never ride your motorcycle with loose accessory mounting hardware. Check the hardware for tightness regularly.

Today's motorcycles are built with enough frame rigidity to withstand the moderate loads imposed on them by the foreseeable addition of an accessory(ies). If an accessory(ies) adversely affects your motorcycle's stability, immediately remove the accessory(ies). Do not ride a motorcycle that exhibits unsafe handling traits.

Have experienced service personnel correct any problem before riding with the accessory(ies) installed. For further questions concerning handling problems associated with an accessory(ies), contact your dealer, motorcycle manufacturer, or accessory manufacturer.

Sunlight reflected off the inside curvature of the windscreen can, at certain times of day, cause extreme heat buildup on the motorcycles instruments and possibly even melt them. Exercise care in parking to avoid this. Park your motorcycle facing the sun or place an opaque object over this area.