

Thank you for purchasing a National Cycle Accessory. Before beginning installation please look over this guide and be sure one possess the skills and workshop tools to properly complete the installation. Otherwise a motorcycle dealer would be glad to complete the installation.

Dealers: If installing the windshield for a customer please give them this manual. It contains information needed to properly maintain and use this product.

Attention:



Special notes and cautionary measures which can prevent damage to the accessory or motorcycle.

Note:




Tips for facilitation of operation, control and adjustment, as well as maintenance work.

Parts Included

INDEX	DESCRIPTION	QTY.
1	Hardcoated Polycarbonate VStream Windscreen	1
BAG#1051		
2	44-447304-000 Grommet	1
3	34-350716-000 Stand Off for Lower Mount	1
4	49-495417-000 Cap	1
5	55-568230-000 Screw, M5	1
6	34-348002-000 Ball Stud	2
7	34-350716-000 Stand Off for Ball Stud	2



Phillips Screwdriver
12mm Box Wrench



PREPARATION and REMOVAL OF PARTS

1. Position the motorcycle securely on its stand.
2. Remove the stock windshield.
3. Install the grommet into the lower hole of the VStream windscreen. **Figure 1**
4. Install the large Standoff into the grommet from the **INSIDE** of windscreen. **Figure 2**




Figure 1




Figure 2

5. Use a Standoff (7) and Ball Stud (6) to assemble the two upper mount points for the windscreen. Tighten firmly. **(12mm Box Wrench) Figure 3**



Figure 3

INSTALLATION

Install VStream Windscreen

1. Place the VStream windscreen into position for mounting. **Figure 4**

A. Secure the lower mount point with the M5 Screw and Cap. **Do Not Tighten. Figure 4 A**

B. With the palm of hand, **firmly** press the shield onto the Ball Stud. You will hear the ball *snap* into the socket. **Figure 4 B**

2. Tighten the M5 Screw firmly. **(Phillips Screw Driver) Figure 4.**




Figure 4

MAINTENANCE

Cleaning: Wash with a clean soft cloth, plenty of warm water and, if necessary, a non-abrasive soap such as dishwashing liquid. Flannel or soft chamois make good cleaning cloths. Do not use rain protective products on the screen due to the solvent action of the alcohol in these products. Do not allow brake fluid, alcohol, or strong solvents to contact the screen.

National Cycle Windshield Wash Part number N1401 is recommended for everyday cleaning. Product is supplied with a handy travel size container and rag for easy storage on the motorcycle.



WARNING

Never ride your motorcycle with loose accessory mounting hardware. Check the hardware for tightness regularly.

Today's motorcycles are built with enough frame rigidity to withstand the moderate loads imposed on them by the foreseeable addition of an accessory(ies). If an accessory(ies) adversely affects your motorcycle's stability, immediately remove the accessory(ies). Do not ride a motorcycle that exhibits unsafe handling traits.

Have experienced service personnel correct any problem before riding with the accessory(ies) installed. For further questions concerning handling problems associated with an accessory(ies), contact your dealer, motorcycle manufacturer, or accessory manufacturer.



National Cycle 3-Year Limited Warranty

National Cycle hereby warrants to the original registered owner of a National Cycle polycarbonate windshield for a period of three years from the date of purchase against breakage. This limited warranty is expressly limited to the replacement of the polycarbonate windscreen. This limited warranty does not include scratches, coating failure, cosmetic wear and tear, replacement of hardware, or any consequential damages or expenses including labor cost of installation, removal and/or replacement, inconvenience, inbound freight expenses or damage to any other component of the motorcycle or any other accessories. Certain chemicals, generally known as acidic hydrocarbons, are known to cause polycarbonate damage and will not be covered under this limited warranty. Please refer to the cleaning instructions supplied with all National Cycle windshields.