




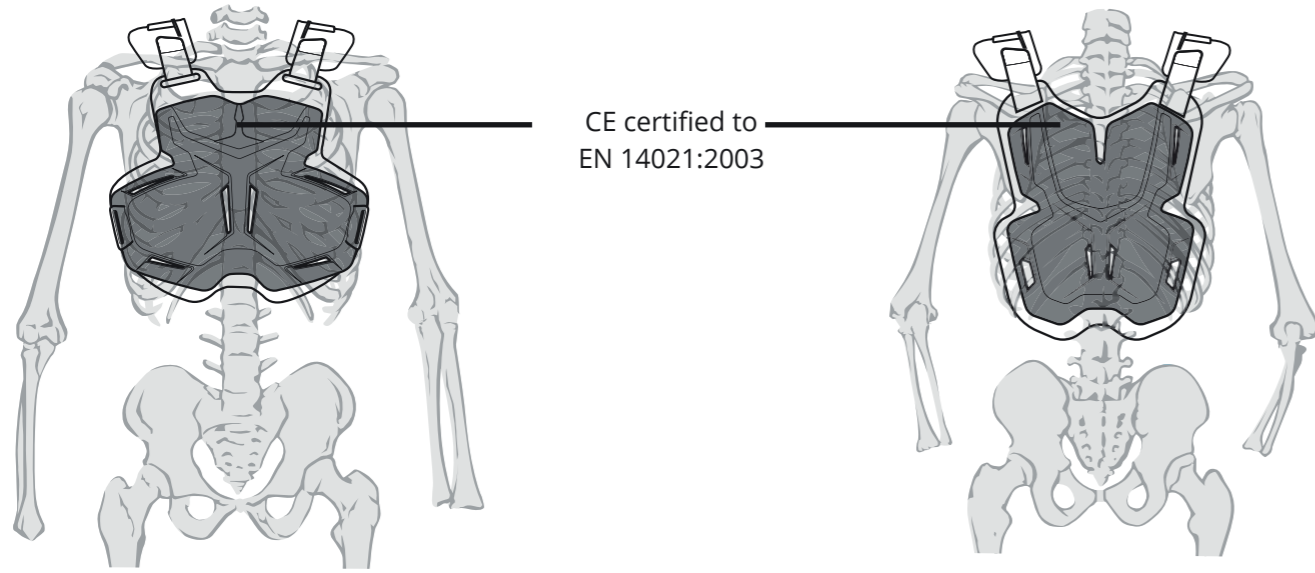
## TALON CHEST PROTECTOR



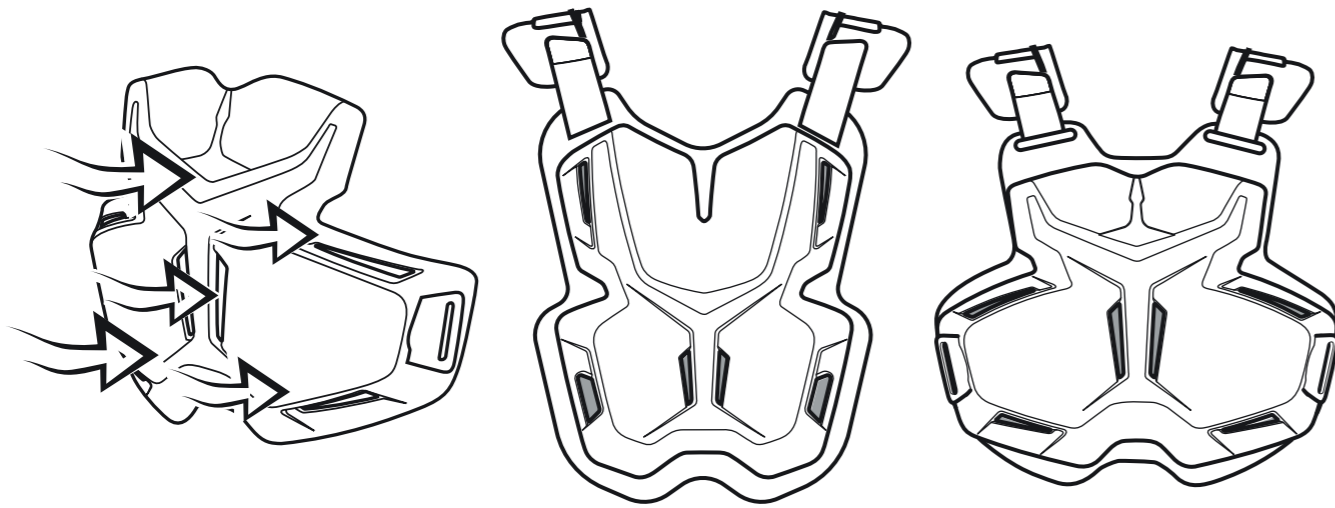
**ADULT**  
70 - 90KG  
(150 - 198lbs)

**READ BEFORE USE**

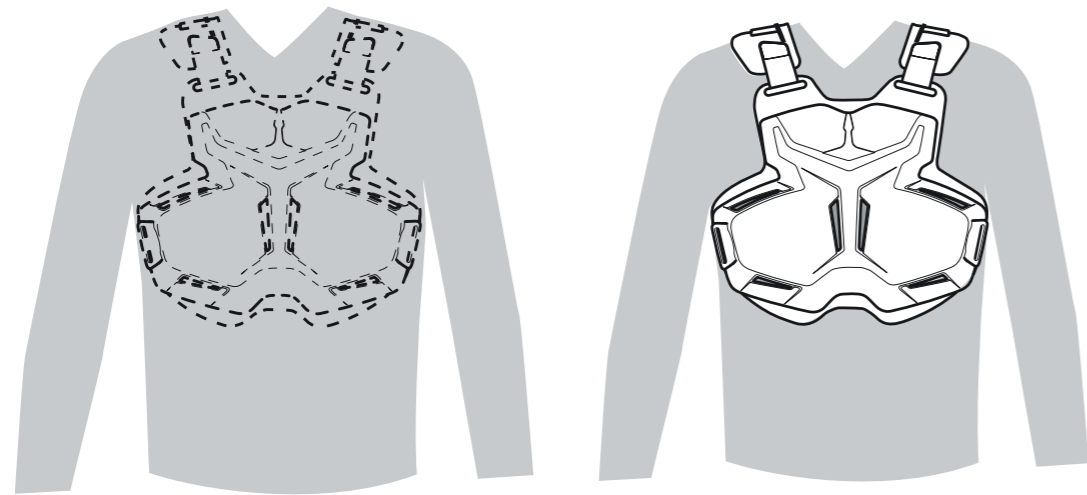
## STONE SHIELD



## MAXIMUM VENTILATION


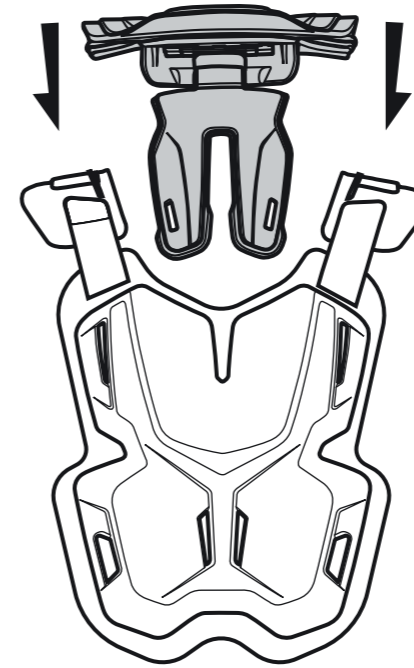


## UNDER/OVER JERSEY FIT


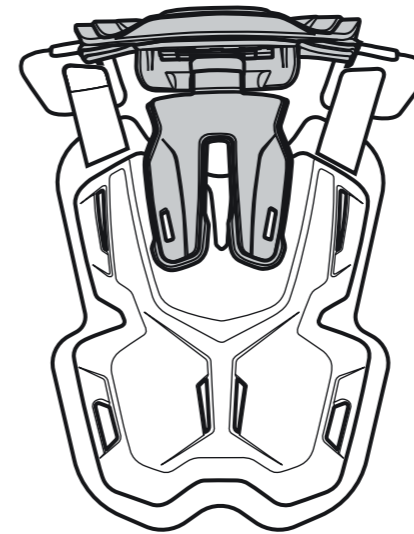


## NECK BRACE READY

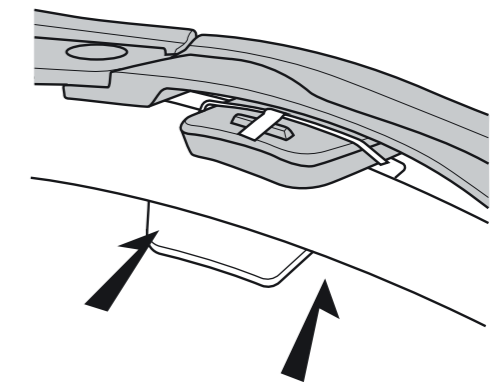
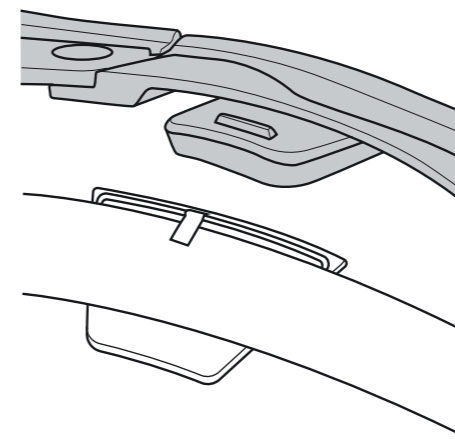
①



②



③



## ⚠ WARNING

**Leatt® Corporation's personal protective equipment is not designed or intended to protect a wearer against serious bodily injuries caused by hard collisions or crashes. Protective equipment such as stone shields offer protection only against lofted stones or debris. Protective equipment such as back or lumbar protectors do not protect against spinal injury. No protective equipment can protect the wearer from all foreseeable impacts.**

### Testing and Approval

The Leatt® TALON has been tested against the manufacturer's specifications and EC Type - Examination certification has been issued by RICOTEST Via Tione, 9 - 37010 Pastrengo (VR), Notified Body No. 0498. It is CE marked to denote compliance with the Personal Protective Equipment Regulation (EU) 2016/425.

The following European Standards have been used in the evaluation of these products:

- EN 14021:2003 - "Stone shields for off-road motorcycling suited to protect riders against stones and debris - Requirements and test methods"

Note 1: The inclusion of CE approved armor within this garment does not imply that the whole garment is CE approved.

### Protection provided

Protector CE certified to PPE Regulation (EU) 2016/425

Leatt® TALON - conforms to the requirements of European Standard EN 14021:2003. Stone shields offers protection only against lofted stones and debris.

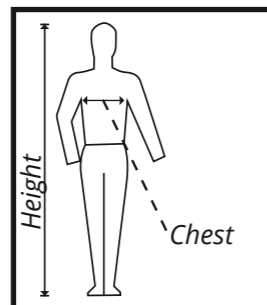
### Use

Products meeting the requirements of the technical specifications listed above are intended to reduce the severity or incidence of soft tissue injuries such as bruising, contusions, cuts and abrasions during off-road motorcycling and biking activities, such as Moto-X, Enduro, Downhill MTB, BMX and Adventure Sports

- Products meeting the requirements of the technical specifications may reduce the severity and/or incidence of some more serious injuries such as minor fractures.
- Products meeting the requirements of the technical specifications cannot significantly mitigate against major injuries, such as serious fractures resulting from extreme impact forces or torsion/flexion/bending/crushing injuries and neurological spinal injuries. Currently available materials and technology do not allow this level of protection to be attained in products which would be acceptable to wear and which would allow physical activities to be conducted and completed satisfactorily.

### Size range

Leatt® Protectors are available in the following sizes [cm]:  
Use the following pictogram to identify the measurements provided.



Size	Adult
Height	160 - 184
Chest	77 - 97

cm

### Positioning of Leatt® protection range

No single size of body protection can accommodate all body dimensions because of variation in height and shape. In addition, Leatt® impact protectors can only provide the maximum achievable level of protection when they are correctly positioned and adequately secured on the wearer. In particular users should avoid choosing too big a protector because of the potential of interference with the helmet that, should it occur, can result in a dangerous riding condition. If the primary impact protector components do not correctly fit and cover the following areas, an alternative size may be required:

**Back protector:** Back protectors should be located centrally along the line of the spine, with the widest part of the back protector extending over the scapulae (shoulder blades) and with the lower edge of the back protector ending as close to the base of the spine as is comfortable.

**Chest protector:** Chest protectors should be positioned centrally along the vertical line of the sternum (breastbone).

### Adjustment

Unfasten the waist straps and place the Leatt® Protector over your head, ensuring that it is in the correct orientation with the shorter chest plate to the front. Loop the straps into the locks molded into each side of the protector and adjust the straps to a snug fit. When correctly-adjusted and worn with the user's safety helmet and a Leatt® Brace, the protector should allow the full range of normal head and neck movements (i.e.: looking up, looking down and looking side-to-side, such as when performing an over-the-shoulder check); the protector, Leatt® Brace and the helmet only coming into contact with each other as the full range of normal movement is reached. With your Leatt® protectors in place, check that you are able to.

### Marking and labeling

The following diagrams provide important information about this product and the protection it provides.



The "CE" mark denotes compliance with the health and safety requirements of Annex II of the Personal Protective Equipment Directive (EU) 89/686/EEC.



Denotes that the product is or incorporates a chest protector which meets European Standard EN 14021:2003



The recommendation to read the manufacturer's instructions contained in this booklet

## Cleaning

Always follow the washing instructions printed on the label attached to the garments, since when alternative fabrics with specific performance characteristics are used, washing instructions may differ. Touch-and-close fastenings, where fitted, can be cleared of debris using a nail brush. If the protector components have become soiled in use, wipe the surface with a damp cloth. Use a soft brush, dampened in water, to clean the perforations in the components. Only use tap water. Never use cleaners or detergents, or launder the protector, the product will be damaged by the cleaning process and chemicals and the level of protection provided severely reduced.

Common substances applied to this product (solvent, cleaners, hair tonics, etc.) can cause damage that may be invisible to the user and compromise the effectiveness/safety of your Leatt® product. If in any doubt, please contact the manufacturer before cleaning or laundering your protector. Always refer to the material content label on the Leatt® product. None of the materials used in the construction of the product are known to contain anything that is harmful or might cause an allergic reaction or be dangerous to health.



## Storage and transportation

Place the Leatt® product on a clean, dry surface and store in a dry, well-ventilated environment away from direct sunlight and extreme temperature. Do not place heavy objects on top of Leatt® product as this can damage the fabrics and plastic materials. The protection provided by your Leatt® product should not be affected by non-extreme ambient temperature and weather conditions

## Maintenance and obsolescence

For maximum performance, the Leatt® product must be inspected prior to each use. Stop using the protector if any components show signs of damage or are worn, cracked, and/or deformed, or if the inside padding has deteriorated. Leatt® Corporation recommends that the Leatt® product is replaced every three (3) years under normal use conditions. Should you experience a collision or if the Leatt® product or any component shows any signs of damage, cracking, deformity and/or the inside padding is deteriorating, return the product to the seller for inspection or destroy and replace it. Please dispose of it in an environmentally-friendly manner. Do not drill holes, paint, cut, heat, bend, apply decals or stickers, or make any other modifications to the elbow guard. Doing so may compromise the effectiveness and safety of your Leatt® product.

## Use with other Personal Protective Equipment

Leatt® protectors form part of a protective equipment ensemble available for use by participants in off-road motorcycling and downhill biking activities. Additional PPE, which it is recommended should be worn during off-road motorcycling and downhill biking activities, includes clothing conforming to EN 13595-1:2002, where applicable to the riding environment (may not be suitable for off-road motorcycling or downhill cycling) or other suitable clothing providing full coverage to the body, arms and legs; impact protectors conforming to EN 1621-1:2012 (where not already a component of your Leatt® protector or other motorcycle clothing); gloves conforming to EN 13594:2002; boots conforming to EN 13634:2010. Always perform any motor sport activity with caution and use/wear appropriate safety equipment.

- Hard shell protector
- CE certified for roost protection:  
Chest EN14021
- Our 3D design ensures a great fit that is very comfortable
- Padded base layer
- Close fitting allows for over or under the jersey use
- Recess areas in both front and back integrates with Leatt® neck braces perfectly
- Adjustable waist straps for great fit
- Weight: 720g – 1.59 lbs
- Adult: 70 - 90kg (150 - 198lbs)



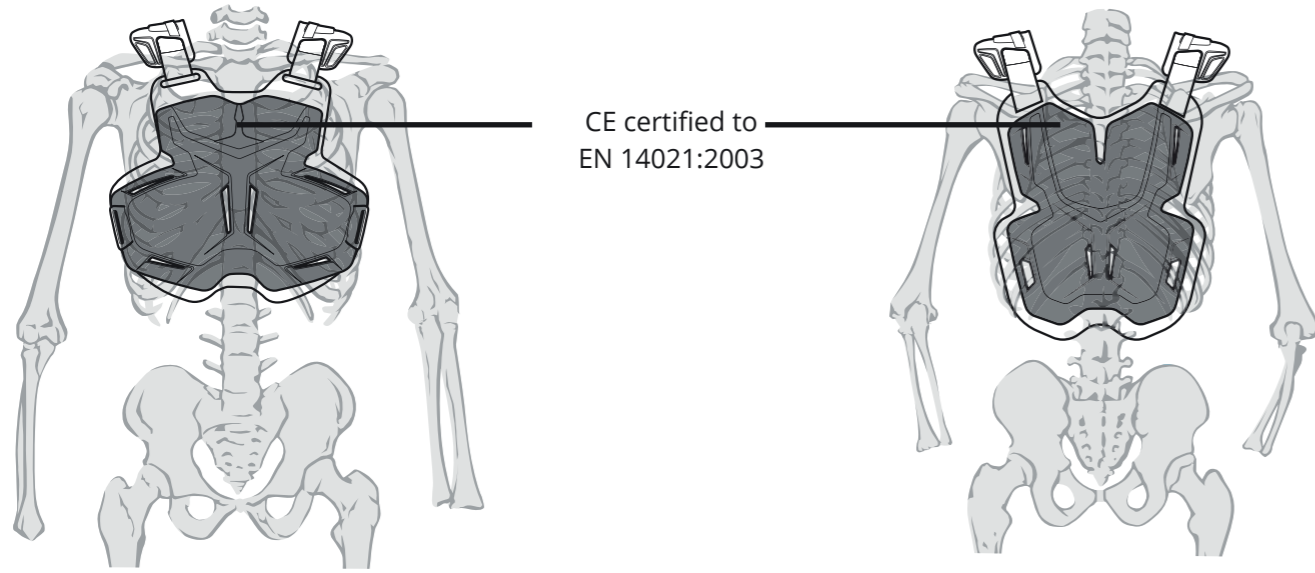
# CHEST PROTECTOR 2.5 ROX



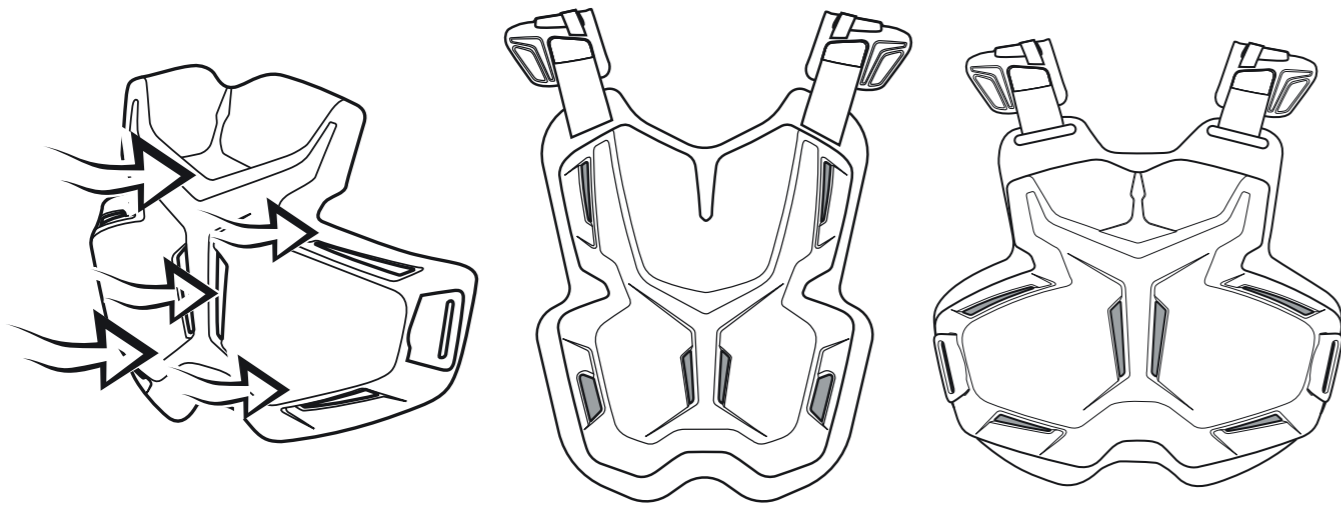
**ADULT**  
70 - 90KG  
(150 - 198lbs)

**READ BEFORE USE**

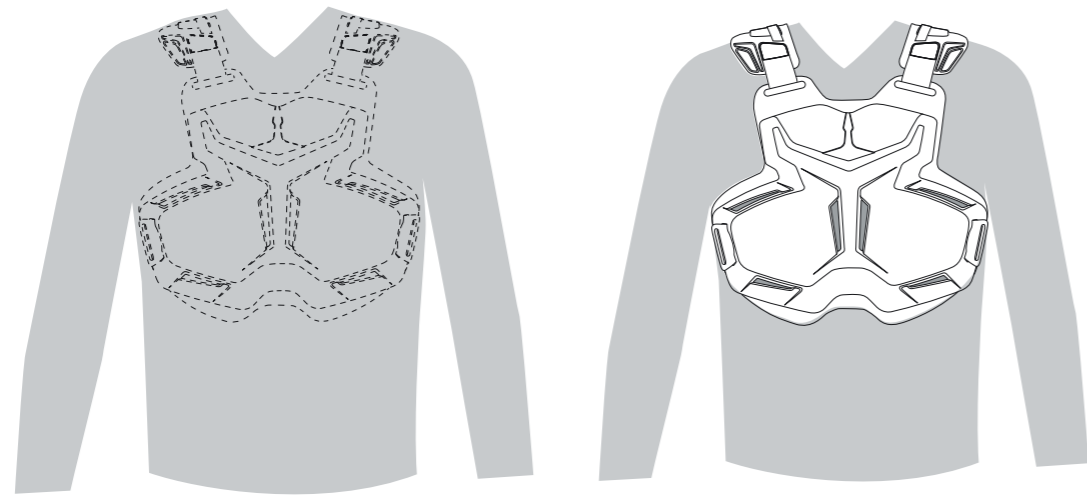
## STONE SHIELD



## MAXIMUM VENTILATION


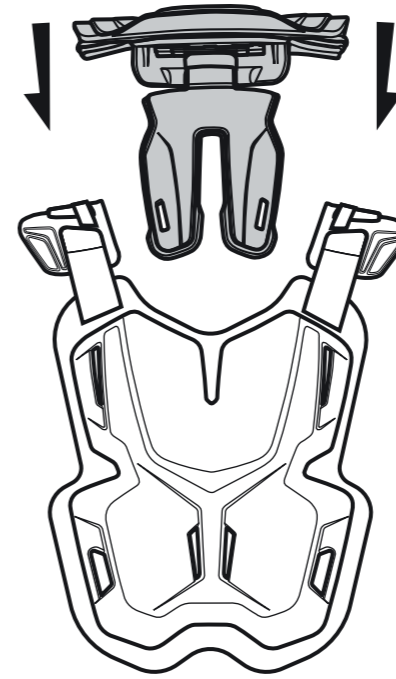


## UNDER/OVER JERSEY FIT


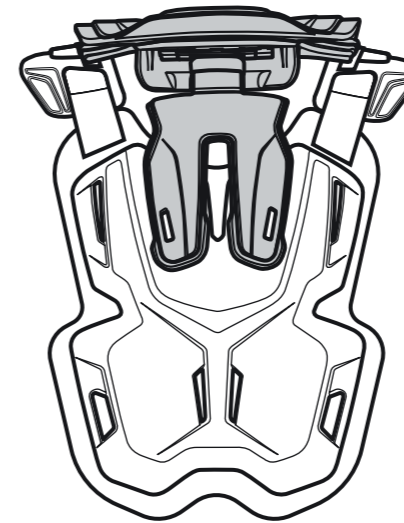


## NECK BRACE READY

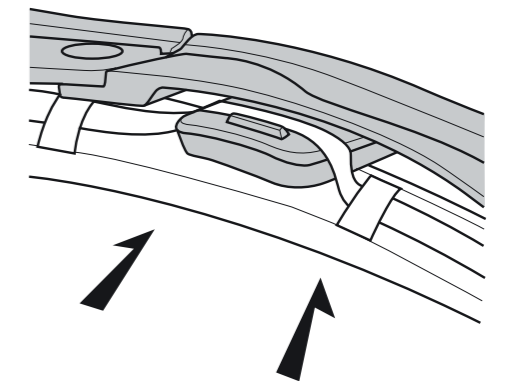
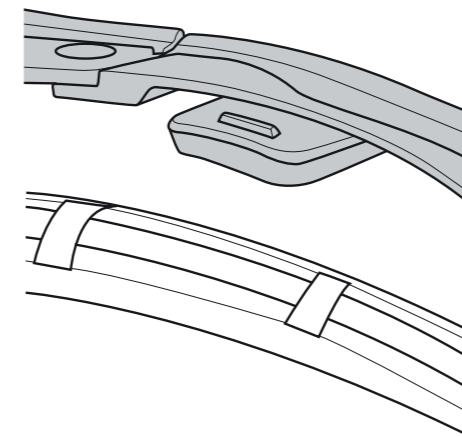
①



②



③



## ⚠ WARNING

Leatt® Corporation's personal protective equipment is not designed or intended to protect a wearer against serious bodily injuries caused by hard collisions or crashes. Protective equipment such as stone shields offer protection only against lofted stones or debris. Protective equipment such as back or lumbar protectors do not protect against spinal injury. No protective equipment can protect the wearer from all foreseeable impacts.

### Testing and Approval

Chest Protector 2.5 ROX series stone shields have been tested against the manufacturer's specifications and EC Type-Examination certification has been issued by Ricotest, Via Tione, 9, I-37010 Pastrengo (Verona), Italy, European Notified Body No. 0498. The protectors are CE marked to denote compliance with the EU Personal Protective Equipment Directive 89/686/EEC.

The following European Standards have been used in the evaluation of this product:

- EN 14021:2003 - "Stone shields for off-road motorcycling suited to protect riders against stones and debris - Requirements & test methods".
- EN 13688:2013 - "Protective clothing - General requirements"

Note 1: The inclusion of CE approved armor within this garment does not imply that the whole garment is CE approved.

### Protection provided by the Chest Protector 2.5 ROX stone shields.

Front & Back guard CE certified to EN 14021:2003.

Front & Back guard conforms to EN 14021:2003 for a max chest girth of 91 cm (range 85-91 cm).

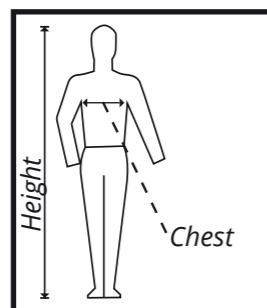
### Use

Products meeting the requirements of the technical specifications listed above are intended to reduce the severity or incidence of soft tissue injuries such as bruising, contusions, cuts and abrasions during off-road motorcycling and biking activities, such as Moto-X, Enduro, Downhill MTB, BMX and Adventure Sports

- Products meeting the requirements of the technical specifications may reduce the severity and/or incidence of some more serious injuries such as minor fractures.
- Products meeting the requirements of the technical specifications cannot significantly mitigate against major injuries, such as serious fractures resulting from extreme impact forces or torsion/flexion/bending/crushing injuries and neurological spinal injuries. Currently available materials and technology do not allow this level of protection to be attained in products which would be acceptable to wear and which would allow physical activities to be conducted and completed satisfactorily.

### Size range

Leatt® Protectors are available in the following sizes [cm]:  
Use the following pictogram to identify the measurements provided.



Size	Adult
Height	160 - 184
Chest	85 - 91

cm

### Adjustment Fit and positioning of Leatt protection range.

Leatt stone shields can only provide the design level of protection when they are correctly positioned and adequately secured on the wearer.

**WARNING: Users should avoid choosing too large a stone shield because of the potential of interference with the helmet or vehicle that, should it occur, can result in a dangerous riding condition**

When correctly-adjusted and worn with the user's safety helmet and a Leatt® Brace, the stone shield should allow the full range of normal head and neck movements (i.e.: looking up, looking down and looking side-to-side, such as when performing an over-the-shoulder check); the stone shield, Leatt® Brace and the helmet only coming into contact with each other as the full range of normal movement is reached.

The front (breast) plate of the stone shield should align with the top of the sternum. The back plate should run along the spine, with the widest part covering the shoulder blades. If the stone shield sits too high or too low, adjustment is necessary. With your stone shield correctly fitted, check that you are able to safely operate your vehicle's controls. If the primary stone shield components do not correctly fit and cover the following areas, an alternative size may be required:

### Back

Back plates should be located centrally along the line of the spine, with the widest part of the back guard extending over the scapulae (shoulder blades) and with the lower edge of the back guard ending as close to the base of the spine as is comfortable

### Chest - Stone Shield (Front plate)

Front plates should be positioned centrally along the vertical line of the sternum (breastbone).

### Marking and labeling

The following diagrams provide important information about this product and the protection it provides.



The "CE" mark denotes compliance with the health and safety requirements of Annex II of the European Personal Protective Equipment Directive 89/686/EEC.



Denotes that the product is or incorporates a chest protector which meets European Standard EN 14021:2003



The recommendation to read the manufacturer's instructions contained in this booklet

### Cleaning

Always follow the washing instructions printed on the label attached to the garments, since when alternative fabrics with specific performance characteristics are used, washing instructions may differ. Touch-and-close fastenings, where fitted, can be cleared of debris using a nail brush. If the protector components have become soiled in use, wipe the surface with a damp cloth. Use a soft brush, damped in water, to clean the perforations in the components. Only use tap water. Never use cleaners or detergents, or launder the protector, the product will be damaged by the cleaning process and chemicals and the level of protection provided severely reduced.

Common substances applied to this product (solvent, cleaners, hair tonics, etc.) can cause damage that may be invisible to the user and compromise the effectiveness/safety of your Leatt® product. If in any doubt, please contact the manufacturer before cleaning or laundering your protector. Always refer to the material content label on the Leatt® product. None of the materials used in the construction of the product are known to contain anything that is harmful or might cause an allergic reaction or be dangerous to health.



### Storage and transportation

Place the Leatt® product on a clean, dry surface and store in a dry, well-ventilated environment away from direct sunlight and extreme temperature. Do not place heavy objects on top of Leatt® product as this can damage the fabrics and plastic materials. The protection provided by your Leatt® product should not be affected by non-extreme ambient temperature and weather conditions

### Maintenance and obsolescence

For maximum performance, the Leatt® product must be inspected prior to each use. Stop using the protector if any components show signs of damage or are worn, cracked, and/or deformed, or if the inside padding has deteriorated. Leatt® Corporation recommends that the Leatt® product is replaced every three (3) years under normal use conditions. Should you experience a collision or if the Leatt® product or any component shows any signs of damage, cracking, deformity and/or the inside padding is deteriorating, return the product to the seller for inspection or destroy and replace it. Please dispose of it in an environmentally-friendly manner. Do not drill holes, paint, cut, heat, bend, apply decals or stickers, or make any other modifications to the elbow guard. Doing so may compromise the effectiveness and safety of your Leatt® product.

### Use with other Personal Protective Equipment

Leatt® protectors form part of a protective equipment ensemble available for use by participants in off-road motorcycling and downhill biking activities. Additional PPE, which it is recommended should be worn during off-road motorcycling and downhill biking activities, includes clothing conforming to EN 13595-1:2002, where applicable to the riding environment (may not be suitable for off-road motorcycling or downhill cycling) or other suitable clothing providing full coverage to the body, arms and legs; impact protectors conforming to EN 1621-1:2012 (where not already a component of your Leatt® protector or other motorcycle clothing); gloves conforming to EN 13594:2002; boots conforming to EN 13634:2010. Always perform any motor sport activity with caution and use/wear appropriate safety equipment.

- Hard shell protector
- CE certified for roost protection:  
Chest EN14021
- Our 3D design ensures a great fit that is very comfortable
- Padded base layer
- Close fitting allows for over or under the jersey use
- Recess areas in both front and back integrates with Leatt® neck braces perfectly
- Adjustable waist straps for great fit
- Weight: 720g – 1.59 lbs
- Adult: 70 - 90kg (150 - 198lbs)