

**LEATT**



## 4.5 CHEST PROTECTOR



**ADULT**

70 - 90KG  
(150 - 198lbs)

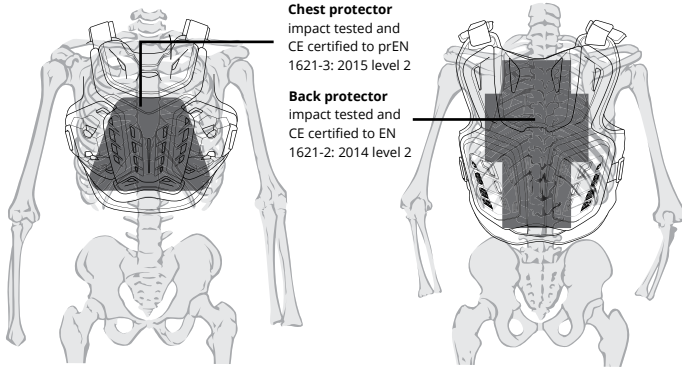


**XXL**

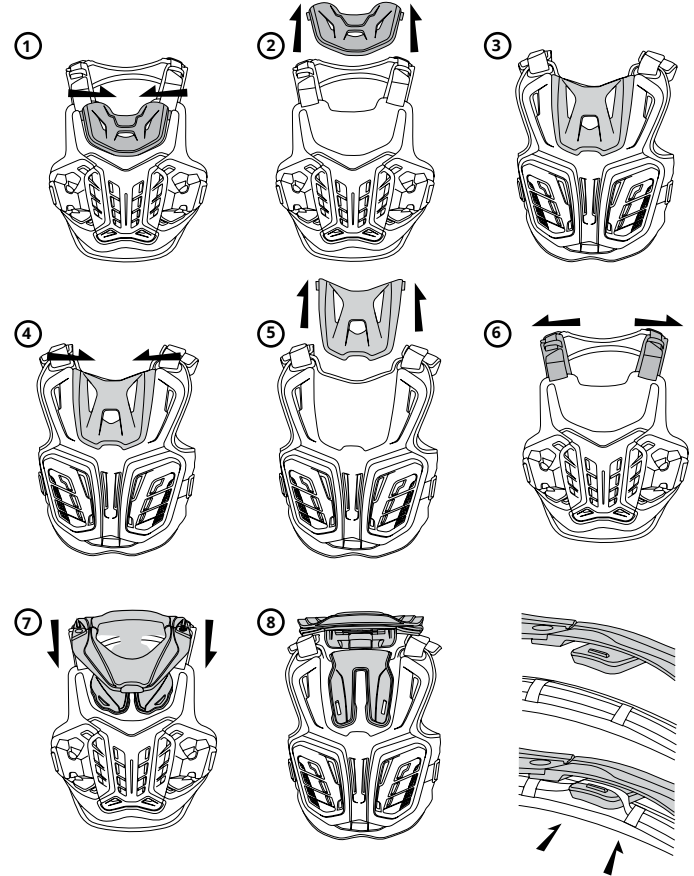
90 - 130kg  
(198 - 286lbs)

**READ BEFORE USE**

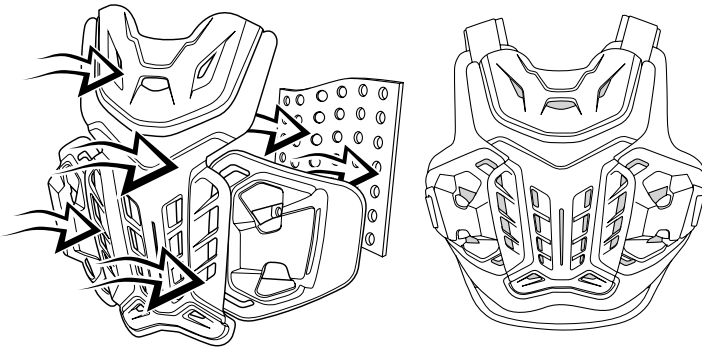
## PROTECTION



## NECK BRACE READY



## MAXIMUM VENTILATION



**⚠ WARNING**

Leatt® Corporation's personal protective equipment is not designed or intended to protect a wearer against serious bodily injuries caused by hard collisions or crashes. Protective equipment such as stone shields offer protection only against lofted stones or debris. Protective equipment such as back or lumbar protectors do not protect against spinal injury. No protective equipment can protect the wearer from all foreseeable impacts.

**Testing and Approval**

The Leatt® 4.5 has been tested against the manufacturer's specifications and EC Type - Examination certification has been issued by RICOTEST Via Tione, 9 - 37010 Pastrengo (VR), Notified Body No. 0498. It is CE marked to denote compliance with the EU Personal Protective Equipment Regulation 2016/425.

The following European Standards have been used in the evaluation of this product:

- EN 1621-2:2014 – "Motorcyclists' protective clothing against mechanical impact - Part 2: Motorcyclists' back protectors"
- prEN 1621-3:2015 – "Motorcyclists' protective clothing against mechanical impact - Part 3 – Motorcyclists' chest protectors" (draft standard)
- EN 13688:2013 – "Protective clothing - General requirements"

Note 1: The inclusion of CE approved armor within this garment does not imply that the whole garment is CE approved.

**Protection provided**

Protector CE certified to PPE Regulation (EU) 2016/425

Chest protection conforms to the Level 2 requirements of prEN 1621-3:2015

Back protection conforms to the Level 2 requirements of EN 1621-2:2014

Leatt® protector back plates have been tested to EN1621-2:2014 and recorded a mean transmitted force of below 9kN from a 50 Joule impact (Level 2).

Leatt® protector chest plates have been tested to prEN1621-3:2015 and recorded a mean transmitted force of below 18kN and a mean distributed force of below 15kN from a 50 Joule impact (Level 2).

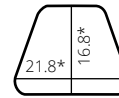
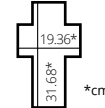
**Use**

Products meeting the requirements of the technical specifications listed above are intended to reduce the severity or incidence of soft tissue injuries such as bruising, contusions, cuts and abrasions during off-road motorcycling and biking activities, such as Moto-X, Enduro, Downhill MTB, BMX and Adventure Sports.


- Products meeting the requirements of the technical specifications may reduce the severity and/or incidence of some more serious injuries such as minor fractures.
- Products meeting the requirements of the technical specifications cannot significantly mitigate against major injuries, such as serious fractures resulting from extreme impact forces or torsion/flexion/bending/ crushing injuries and neurological spinal injuries. Currently available materials and technology do not allow this level of protection to be attained in products which would be acceptable to wear and which would allow physical activities to be conducted and completed satisfactorily.

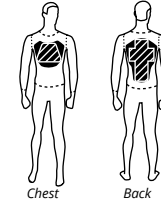
**Protection dimension**

The following illustrations demonstrate the dimensions of the zones of protection relative to the coverage provided by the whole product.

**Chest****Back**

\*cm

Size	Adult	XXL	 minimum zone of protection
cm	46 - 54	55 - 59	Protected zones in shoulder to waist measurement



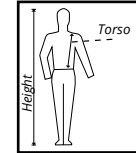
Chest

Back

**Size range**

Leatt Protectors are available in the following sizes [cm]:

Use the following pictogram to identify the measurements provided.



Size	Adult	XXL
Height	160 - 184	184 - 195
Torso	39 - 44	39 - 44

cm

**Positioning of Leatt® protection range**

No single size of body protection can accommodate all body dimensions because of variation in height and shape. In addition, Leatt® impact protectors can only provide the maximum achievable level of protection when they are correctly positioned and adequately secured on the wearer. In particular users should avoid choosing too big a protector because of the potential of interference with the helmet that, should it occur, can result in a dangerous riding condition. If the primary impact protector components do not correctly fit and cover the following areas, an alternative size may be required:

**Back protector:** Back protectors should be located centrally along the line of the spine, with the widest part of the back protector extending over the scapulae (shoulder blades) and with the lower edge of the back protector ending as close to the base of the spine as is comfortable.

**Chest protector:** Chest protectors should be positioned centrally along the vertical line of the sternum (breastbone).

**Adjustment**

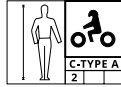
Unfasten the waist straps and place the Leatt® Protector over your head, ensuring that it is in the correct orientation with the shorter chest plate to the front. Loop the straps into the locks molded into each side of the protector and adjust the straps to a snug fit. When correctly-adjusted and worn with the user's safety helmet and a Leatt® Brace, the protector should allow the full range of normal head and neck movements (i.e.: looking up, looking down and looking side-to-side, such as when performing an over-the-shoulder check); the protector, Leatt® Brace and the helmet only coming into contact with each other as the full range of normal movement is reached. With your Leatt® protectors in place, check that you are able to.

**Marking and labeling**

The following diagrams provide important information about this product and the protection it provides.



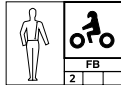
The "CE" mark denotes compliance with the health and safety requirements of Annex II of the European Personal Protective Equipment Directive 89/686/EEC.



Denotes that the product is or incorporates a chest protector, assessed as chest Type A, which meets level 2 of European Standard prEN 1621-3:2015



The recommendation to read the manufacturer's instructions contained in this booklet



Denotes that the product is or incorporates a full back protector ("FB") which meets level 2 of European Standard EN 1621-2:2014

**Cleaning**

Always follow the washing instructions printed on the label attached to the garments, since when alternative fabrics with specific performance characteristics are used, washing instructions may differ. Touch-and-close fastenings, where fitted, can be cleared of debris using a nail brush. If the protector components have become soiled in use, wipe the surface with a damp cloth. Use a soft brush, dampened in water, to clean the perforations in the components. Only use tap water. Never use cleaners or detergents, or launder the protector, the product will be damaged by the cleaning process and chemicals and the level of protection provided severely reduced.

Common substances applied to this product (solvent, cleaners, hair tonics, etc.) can cause damage that may be invisible to the user and compromise the effectiveness/safety of your Leatt® product. If in any doubt, please contact the manufacturer before cleaning or laundering your protector. Always refer to the material content label on the Leatt® product. None of the materials used in the construction of the product are known to contain anything that is harmful or might cause an allergic reaction or be dangerous to health.



Cold wash



No bleach



Dry in shade



No tumble dry



Do not iron



No solvents

**Storage and transportation**

Place the Leatt® product on a clean, dry surface and store in a dry, well-ventilated environment away from direct sunlight and extreme temperature. Do not place heavy objects on top of Leatt® product as this can damage the fabrics and plastic materials. The protection provided by your Leatt® product should not be affected by non-extreme ambient temperature and weather conditions.

**Maintenance and obsolescence**

For maximum performance, the Leatt® product must be inspected prior to each use. Stop using the protector if any components show signs of damage or are worn, cracked, and/or deformed, or if the inside padding has deteriorated. Leatt® Corporation recommends that the Leatt® product is replaced every three (3) years under normal use conditions. Should you experience a collision or if the Leatt® product or any component shows any signs of damage, cracking, deformity and/or the inside padding is deteriorating, return the product to the seller for inspection or destroy and replace it. Please dispose of it in an environmentally-friendly

manner. Do not drill holes, paint, cut, heat, bend, apply decals or stickers, or make any other modifications to the Leatt® product. Doing so may compromise the effectiveness and safety of your Leatt® product.

**Use with other Personal Protective Equipment**

Leatt® protectors form part of a protective equipment ensemble available for use by participants in off-road motorcycling and downhill biking activities. Additional PPE, which it is recommended should be worn during off-road motorcycling and downhill biking activities, includes clothing conforming to EN 13595-1:2002, where applicable to the riding environment (may not be suitable for off-road motorcycling or downhill cycling) or other suitable clothing providing full coverage to the body, arms and legs; impact protectors conforming to EN 1621-1:2012 (where not already a component of your Leatt® protector or other motorcycle clothing); gloves conforming to EN 13594:2002; boots conforming to EN 13634:2010 Always perform any motor sport activity with caution and use/wear appropriate safety equipment.

**WARRANTY**

Your Leatt® product is warranted to be free of defects in materials or manufacturing for one year from date of purchase. Your Leatt® product may break under certain conditions of use, so damage caused by accidents, falls, abuse or misuse is not covered by this limited warranty.

LEATT® CORPORATION EXPRESSLY DISCLAIMS ALL OTHER WARRANTIES, EXPRESS OR IMPLIED, INCLUDING THE WARRANTIES OF MERCHANTABILITY AND FITNESS FOR A PARTICULAR PURPOSE.