

IMPACT TESTED &
CE CERTIFIED

BDF



FUSION 3.0



S/M

86 - 98 cm
(34" - 38.5")

L/XL

98 - 118 cm
(38.5" - 46.5")

XXL

118 - 122 cm
(46.5" - 49.5")

READ BEFORE USE

Copyright © 2014, Leatt® Corporation

⚠ WARNING

All wheeled sports can be dangerous. Participation in these activities can result in severe brain, head, and neck injuries - including paralysis or death. No safety equipment can prevent all injuries, and the wearer should not attempt maneuvers exceeding skill or experience level. Fusion safety gear combines the Leatt-Brace® with Leatt's flexible body protection. The combined products offer improved convenience, comfort, and fit, but they do not furnish more personal protection than each product individually. Completely read and understand the contents of the user manual.

The Fusion vest 3.0 CE certified neck and body protection gives you the upper body protection you need to help you safely through either your first ride or a championship race.

Neck and Torso protection

Neck protection CE certified as personal protection

Back impact protection CE certified to EN1621-2: 2014 Level 1

Chest impact protection CE certified to prEN1621-3: 2013 Level 1

Shoulder impact protection CE certified to EN1621-1: 2012 Level 1 Type A

3DF AirFit impact foam for premium body protection and ventilation

Extra Flank padding

3 dimensional designed for perfect fit

Light weight

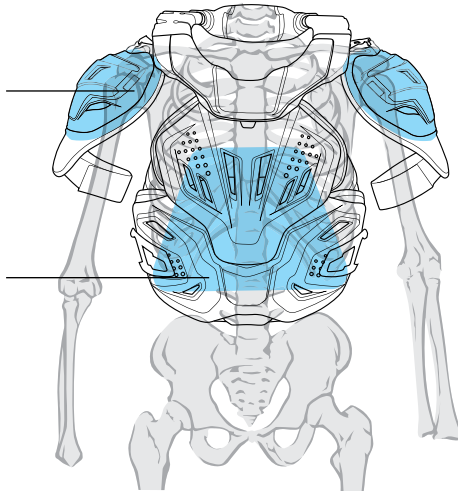
Great comfort

Well ventilated

PROTECTION AREAS:**FRONT**

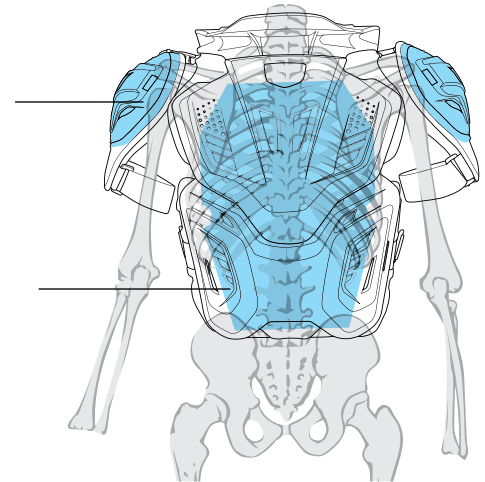
Shoulder protector impact tested and CE certified to EN 1621-1: 2012 Level 1 Type A

Chest protector impact tested and CE certified to prEN 1621-3: 2013 level 1

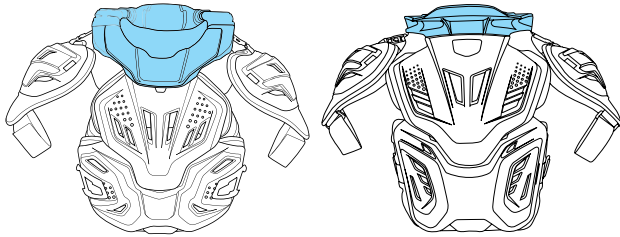
**BACK**

Shoulder protector impact tested and CE certified to EN 1621-1: 2012 Level 1 Type A

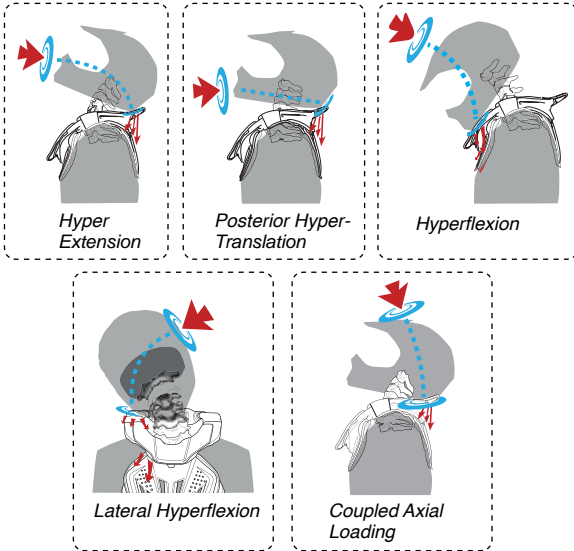
Back protector impact tested and CE certified to EN 1621-2: 2014 level 1



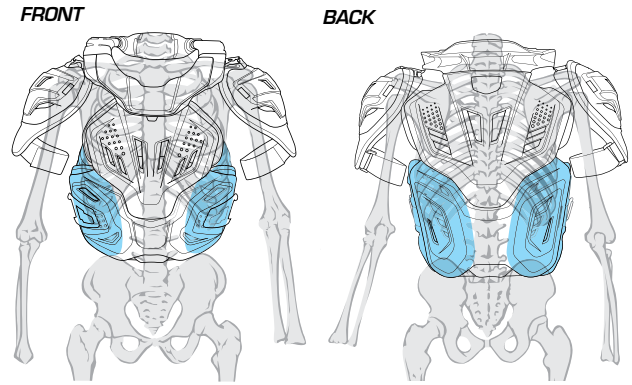
Neck brace:



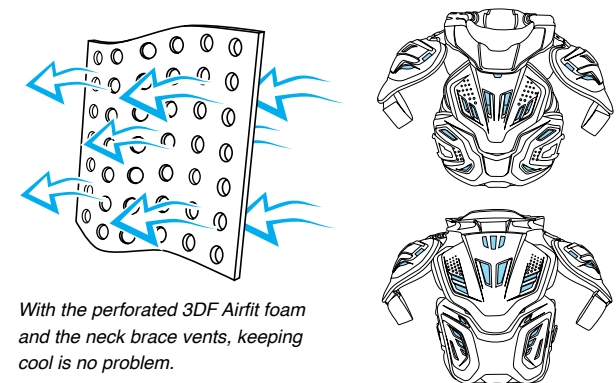
The Neck Brace built in the protector is CE certified as personal protection and can help against the following injury scenarios:



Extra Flank Padding

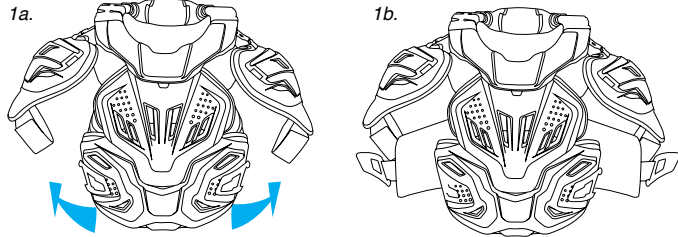


Liberal venting



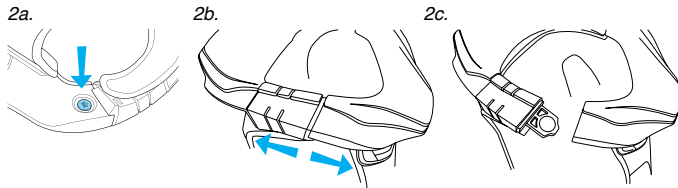
Fitment and Adjusting

1. Waist belt



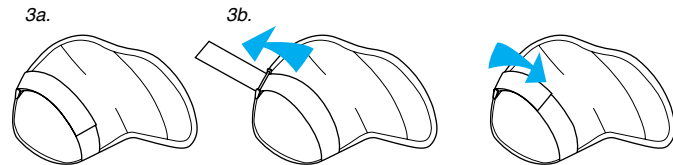
Open the waist belt on both sides.

2. Neck Brace



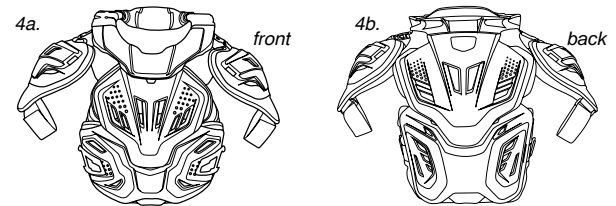
Next open the neck brace by pushing the release button (1a) on the sides of the brace (2b) and pull the brace shoulder apart (2c).

3. Shoulders



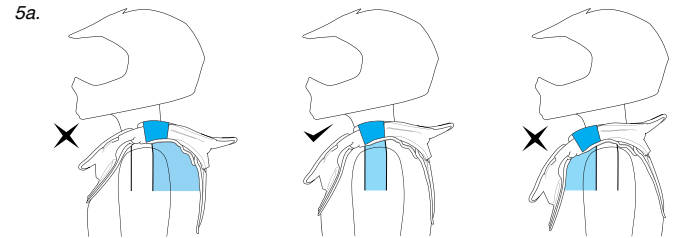
Locate the shoulder straps under the shoulder cups (3a) and pull the upper strap away from the bottom strap (3b), reattach in right position

4. Fit

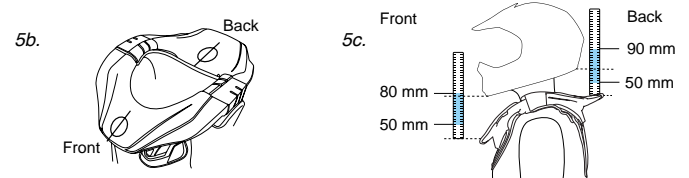


Put the protector on, make sure the it is the right side around front to front (4a) and back to back (4b). Go through steps 1- 3 in reverse to close everything up.

5. Fitment check



Be sure to check that the brace shoulder sits directly over your shoulder.

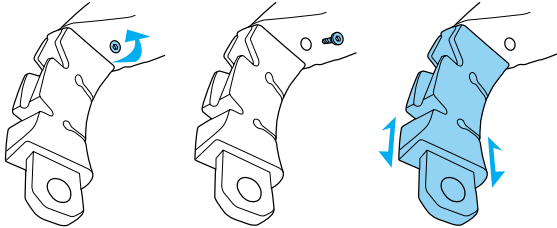


Use help to measure from the bottom of the helmet rim to the top of the neck brace platform (5b). The zone of optimum effectiveness is between 50 - 80 mm in Front and 50 - 90 mm in Back (5c).

6. Brace adjustment

The spacers should be changed if the brace does not fit

5d.



Same size spacers should be used on both sides

Please Note!

If the Fusion does not correctly fit and cover the areas specified, an alternative size may be required.

Cleaning



DO NOT MACHINE WASH THE FUSION



DO NOT USE ANY BLEACH ON THE FUSION



LINE DRY, DRIP DRY OR DRY FLAT IN THE SHADE



DO NOT DRY CLEAN THE FUSION



DO NOT IRON THE FUSION



DO NOT USE ANY SOLVENTS ON THE FUSION

Wipe only with a soft cloth damped in gentle soap or mild detergent in cold water, rinse by wiping with a soft cloth damped in cold water and dry with a soft cloth. Common substances applied to this product (solvent, cleaners, hair tonics, etc.) can cause damage that may be invisible to the user and compromise the effectiveness/safety of your Leatt[®] protector.

Always refer to the material content label on the Fusion. None of the materials used in the construction of the product are known to contain anything that might cause an allergic reaction or be dangerous to health.

Storage and transportation

Place on a clean, dry surface and store in a dry, well-ventilated environment away from direct sunlight and extremes of temperature. Do not place heavy objects on top of your Fusion.

The protection provided by your Fusion should not be affected by non-extreme ambient temperature and weather conditions.

Maintenance and Obsolescence

For maximum performance, your Fusion Vest 3.0 must be inspected prior to each use. Stop using the protector if any components show signs of damage or are worn, cracked, and/or deformed, or if the inside padding has deteriorated. Leatt[®] Corporation recommends that your Fusion should be replaced every three (3) years under normal use conditions.

Should you experience a collision or if your Fusion or any component shows any signs of damage, cracking, deformity and/or the inside padding is deteriorating, return the product to the seller for inspection or destroy and replace it. Please dispose of it in an environmentally-friendly manner.

Do not drill holes, paint, cut, heat, bend, apply decals or stickers, or make any other modifications to the Fusion. Doing so may compromise the effectiveness and safety of your Leatt[®] product.

Testing and approval

The Leatt® Fusion Vest 3.0 has been tested against the manufacturer's specifications and EC Type - Examination certification has been issued by RICOTEST Via Tione, 9 - 37010 Pastrengo (VR), Notified Body No. 0498. It is CE marked to denote compliance with the EU Personal Protective Equipment Directive 89/686/EEC.

The following European Standards have been used in the evaluation of these products:

- EN 1621-1:2012 Motorcyclists protective clothing against mechanical impacts - Part 1: Motorcyclists limb joint impact protection
- EN 1621-2:2014 – "Motorcyclists' protective clothing against mechanical impact – Part 2: Motorcyclists' back protectors – Requirements and test methods"
- prEN 1621-3:2013 - "Motorcyclists' protective clothing against mechanical impact – Part 3: Motorcyclists' chest protectors – Requirements and test methods" *

Leatt® Fusion vest 3.0-

Shoulder protector component conforms to the Level 1 Type A impact performance requirements of EN 1621-1:2012.

Back protector component conforms to the Level 1 impact performance requirements of EN 1621-2:2014.

Chest protector component conforms to the level 1 impact performance requirements of prEN 1621-3:2013.



Use with other Personal Protective Equipment

The Leatt® Fusion Vest 3.0 forms part of the protective equipment ensemble available for use by participants in motorcycling activities. It is designed to be worn with a compatible full-face helmet

Always perform any motor sport activity with caution and use/wear appropriate safety equipment.

WARRANTY

Your Leatt® product is warranted to be free of defects in materials or manufacturing for one year from date of purchase. Your Leatt® product may break under certain conditions of use, so damage caused by accidents, falls, abuse or misuse is not covered by this limited warranty.

LEATT® CORPORATION EXPRESSLY DISCLAIMS ALL OTHER WARRANTIES, EXPRESS OR IMPLIED, INCLUDING THE WARRANTIES OF MERCHANTABILITY AND FITNESS FOR A PARTICULAR PURPOSE.