



OS-PLATFORM YAMAHA TÉNÉRÉ 700 FITTING GUIDE

PACK CONTENTS

1 x Nylon-6 OS-Platform
1 x Stainless steel adaptor
6 x Alloy clamps
6 x 16mm M6 bolts
3 x 14mm M6 bolts
3 x M6 nyloc nuts
6 x Clamp pads

TOOLS REQUIRED

T30 torx drive
10mm spanner
Thread-lock

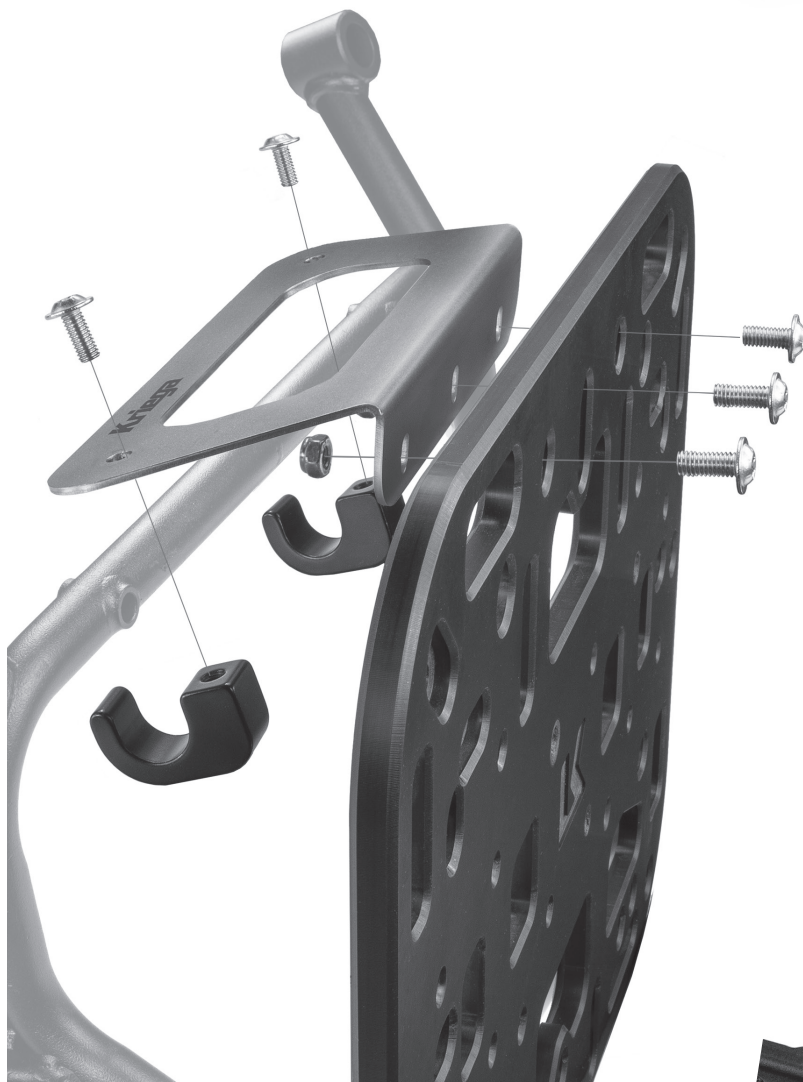


1. Fit the adaptor to the top / centre of the OS-Platform using 3 x 14mm M6 bolts and nyloc nuts. Check the adaptor is level with the OS-platform and fully tighten the nuts.

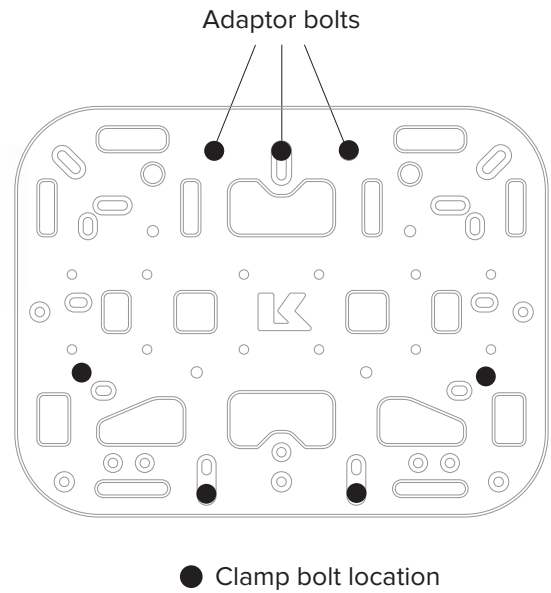
2. Stick the clamp pads to the inside of each clamp. This will help protect the frame from wear caused by vibration.

Fit 2 x alloy clamps under the top rail of the YAMAHA frame and attach to the adaptor using the 2 x 16mm bolts. Do not fully tighten the bolts at this point.

see over



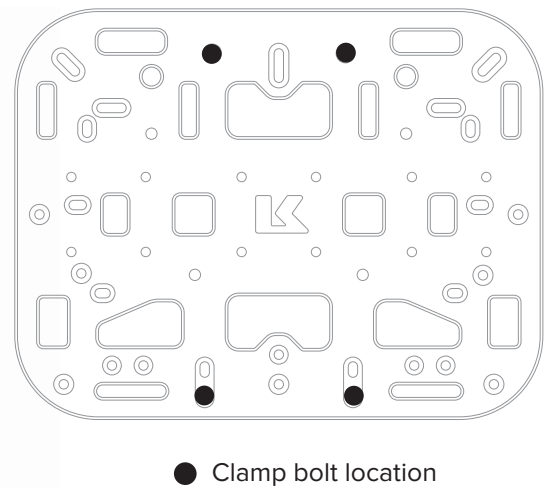

3. Fit the remaining 4 x alloy clamps in the positions as illustrated below. Once all clamps are in place and the OS-Platform is level with the frame you can fully tighten all the bolts. Use thread-lock on all bolts for extra safety.



YAMAHA TÉNÉRÉ 700 OS-PLATFORM FITTING NON EXHAUST SIDE

The frame on the opposite side to the exhaust has a standard flat profile, therefore an **OS-Platform 16 - 20mm tube fit** is required. (Sold separately PRODUCT CODE KOSPT-3)

Fit the 4 x alloy clamps in the positions as illustrated below. Use thread-lock on all bolts for extra safety.



Kriega®