



# OS-PLATFORM BMW GS ADV FITTING GUIDE

## PACK CONTENTS

1 x Nylon-6 OS-Platform  
1 x Stainless steel adaptor  
6 x Alloy clamps  
6 x 16mm M6 bolts  
3 x 14mm M6 bolts  
3 x M6 nyloc nuts  
6 x Clamp pads

## TOOLS REQUIRED

T30 torx drive  
10mm spanner  
Thread-lock

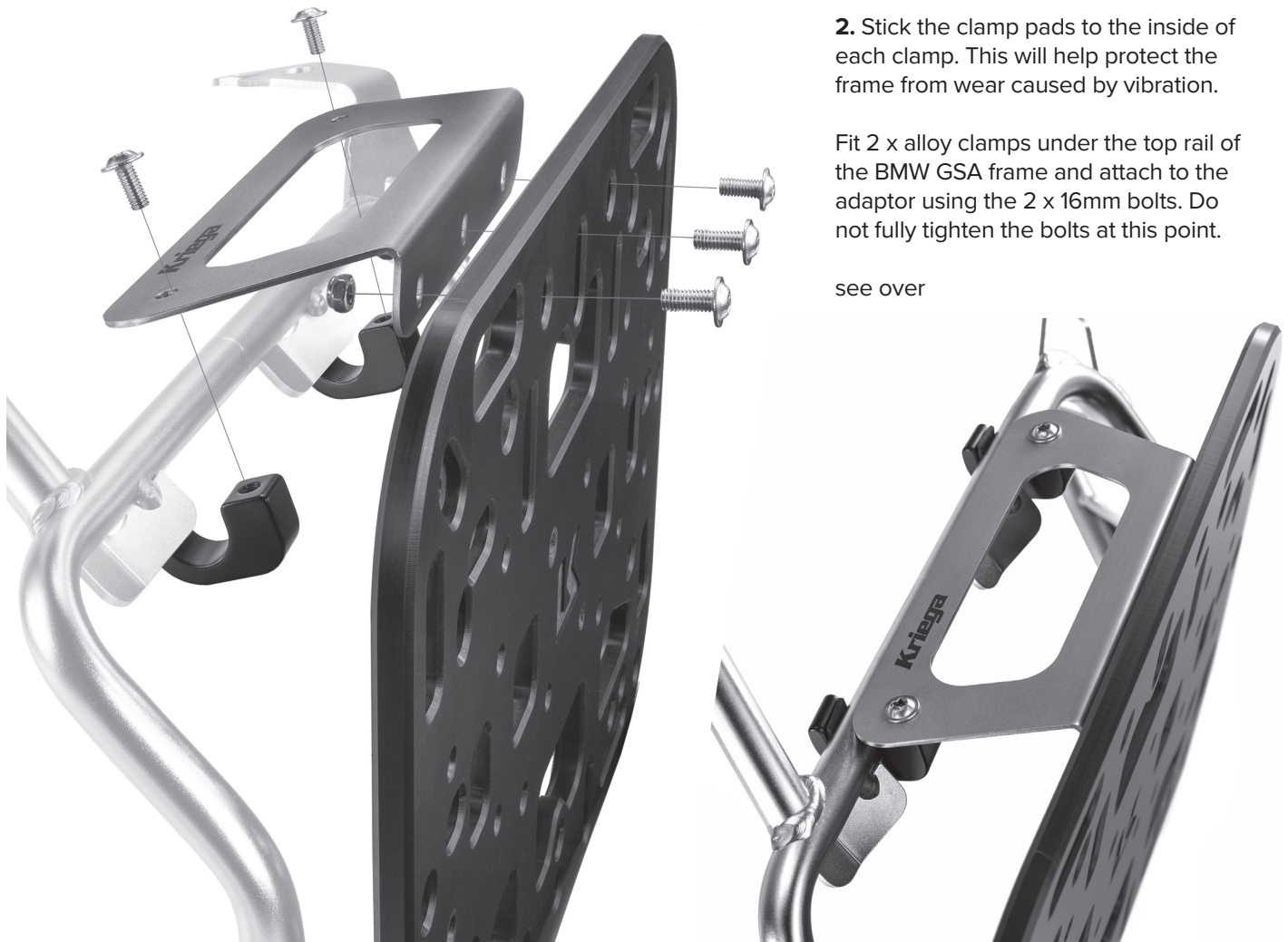


**1.** Fit the adaptor to the top / centre of the OS-Platform using 3 x 14mm M6 bolts and nyloc nuts. Check the adaptor is level with the OS-platform and fully tighten the nuts.

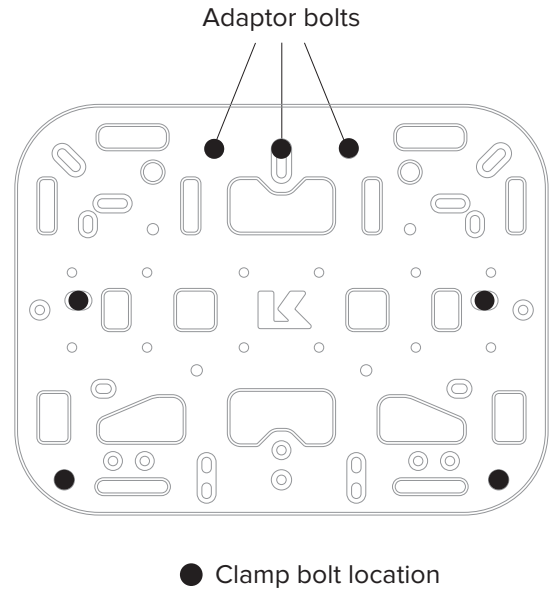
**2.** Stick the clamp pads to the inside of each clamp. This will help protect the frame from wear caused by vibration.

Fit 2 x alloy clamps under the top rail of the BMW GSA frame and attach to the adaptor using the 2 x 16mm bolts. Do not fully tighten the bolts at this point.

see over

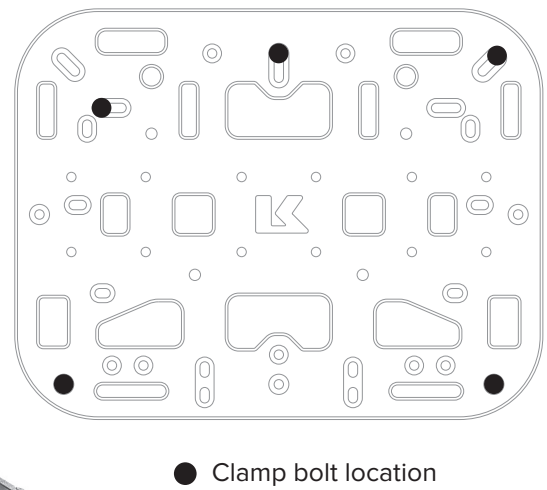



**3.** Fit the remaining 4 x alloy clamps in the positions as illustrated below. Once all clamps are in place and the OS-Platform is level with the frame you can fully tighten all the bolts. Use thread-lock on all bolts for extra safety.



### BMW GS ADV OS-PLATFORM FITTING NON EXHAUST SIDE

The frame on the opposite side to the exhaust has a standard flat profile, therefore an **OS-Platform 16 - 20mm tube fit** is required. (Sold separately PRODUCT CODE KOSPT-3)  
Fit the 5 x alloy clamps in the positions as illustrated below. Use thread-lock on all bolts for extra safety.



**Kriega®**