

A Division of Thiessen Products, Inc.

## INSTRUCTION SHEET FOR TOOL #764

### TWIN CAM ENGINE AND TRANSMISSION PLUG KIT

This kit is easy to use by reading the text and following the pictures and chart to guide you through the usage of the variety of plugs and caps. Note the hard red flat top plugs all have a number on top for easy reference. Its always best if your engine or transmission are clean when using to help extend the life of this kit.


PART #	CAP #	DESCRIPTION	Qty
764-1	–	Plastic case	1
764-2	–	Use 4 soft domed red caps in tappet cover holes or in tappet bore without tappet.	4
764-3	2	Use 1 cap on each head in breather bolt holes. Use 1 cap on all trans side cover clutch cable holes.	3
764-4	3	Use 1 cap on all transmission top covers in the vent fitting hole. Use 3 caps on early Alpha engine feed, return & vent fitting holes. Use 1 cap on smallest hole in oil filter mount flange return oil hole.	5
764-5	4	Use 1 cap in all front head temp sensor holes. Use 1 cap on all oil pressure switch engine case holes. Use 2 caps in all spark plug holes.	4
764-6	6	Use 1 cap on Alpha engines, transmission mounting surface, top oil passage hole.	1
764-7	10	Use 2 caps on Beta engine's two lower oil line fittings. Use 1 cap on Alpha and Beta oil filter mount fitting.	3
764-8	–	Use 2 rubber pull plugs (insert small end 1st) on Dyna or FLH 6-speed transmission mount surface in the middle and lower holes.	2
764-9	–	Use 1 black cap on all 5-speed transmission vent top cover fitting.	1
764-10	–	Use 2 green foam plugs on all intake and exhaust ports on heads. Use 1 on the motor dipstick hole on Dyna and FLH.	5
1179	8	Use 4 caps per head in the pushrod tube holes. Use 1 cap on all oil filter mount adapter fitting holes. Use 1 cap on all engine timing crankcase position sensor holes. Use 3 caps on all Beta engine case oil fitting holes. Use 1 cap on all transmission oil dipstick holes. Use 1 cap on all transmission speedo sensor holes.	11
1389	5	Use 1 cap on all Beta top engine case vent line fitting. Use 2 caps on all engine case oil cooler feed & return holes. Use 2 caps on rear Alpha 6-speed case transmission mount surface, middle, & bottom holes. Use 1 cap on all transmission neutral switch hole. Use 1 cap on 6-Speed transmission Dyna & FLH case on the front mount surface, top hole. Use 2 caps on all Dyna and FLH 5-speed transmission case engine oil line fitting holes. Use 1 cap on 5-speed Dyna transmission top lid engine vent hole.	10
1677	–	Use 3 soft black caps on early Alpha engine case oil line fittings. Use 1 soft black cap on Dyna 5-speed transmission top cover engine vent elbow fitting. Use 2 soft caps on FLH and Dyna 5-speed transmission lower feed and return engine oil line fittings. Use 1 cap on all FLH 5-speed transmission spout cover vent fitting.	7
1208-1305	–	Use 2 green foam inserts for all motor case cylinder spigot areas. Can be used with or without rods in lower end.	2
764-IS	–	Instruction sheet	1

*Performance Parts For Harley-Davidson Motorcycles*







A Division of Thiessen Products, Inc.

# INSTRUCTION SHEET FOR TOOL #764




## ENGINE




*Performance Parts For Harley-Davidson Motorcycles*


# INSTRUCTION SHEET FOR TOOL #764




Early Alpha Engine Case for 5-speed Trans.



Early Alpha Engine Case for 5-speed Trans.




Beta Oil Line Fittings.




Beta Oil Line Fitting Holes


## TRANSMISSION




Late Dyna 6-speed Transmission



Dyna 6-speed Transmission Same Plugs Used on FLH 6-Speed



5-speed Dyna Top Trans Lid







5-speed Dyna Top Trans Lid

*Performance Parts For Harley-Davidson Motorcycles*



A Division of Thiessen Products, Inc.

# INSTRUCTION SHEET FOR TOOL #764



**CAUTION: WEAR SAFETY GLASSES OVER YOUR EYE'S.  
 SEE JIMS® CATALOG FOR HUNDREDS OF TOP QUALITY PROFESSIONAL TOOLS.  
 THE LAST TOOLS YOU WILL EVER NEED TO BUY.**

*Performance Parts For Harley-Davidson Motorcycles*

Rely on premium motorcycle tools made by JIMS if you're looking for quality and efficiency.