



HEX  
**GS-911**



**Adventure's perfect companion.**





### **GS-911wifi (10-pin)**

Compatible with BMW motorcycles with 10-pin diagnostic ports. D2D (device-to-device) and HEX Cloud enabled. Available in Enthusiast and Professional license options.



### **GS-911wifi (OBD-II)**

Compatible with BMW motorcycles with OBD-II diagnostic ports. D2D (device-to-device) and HEX Cloud enabled. Available in Enthusiast and Professional license options.

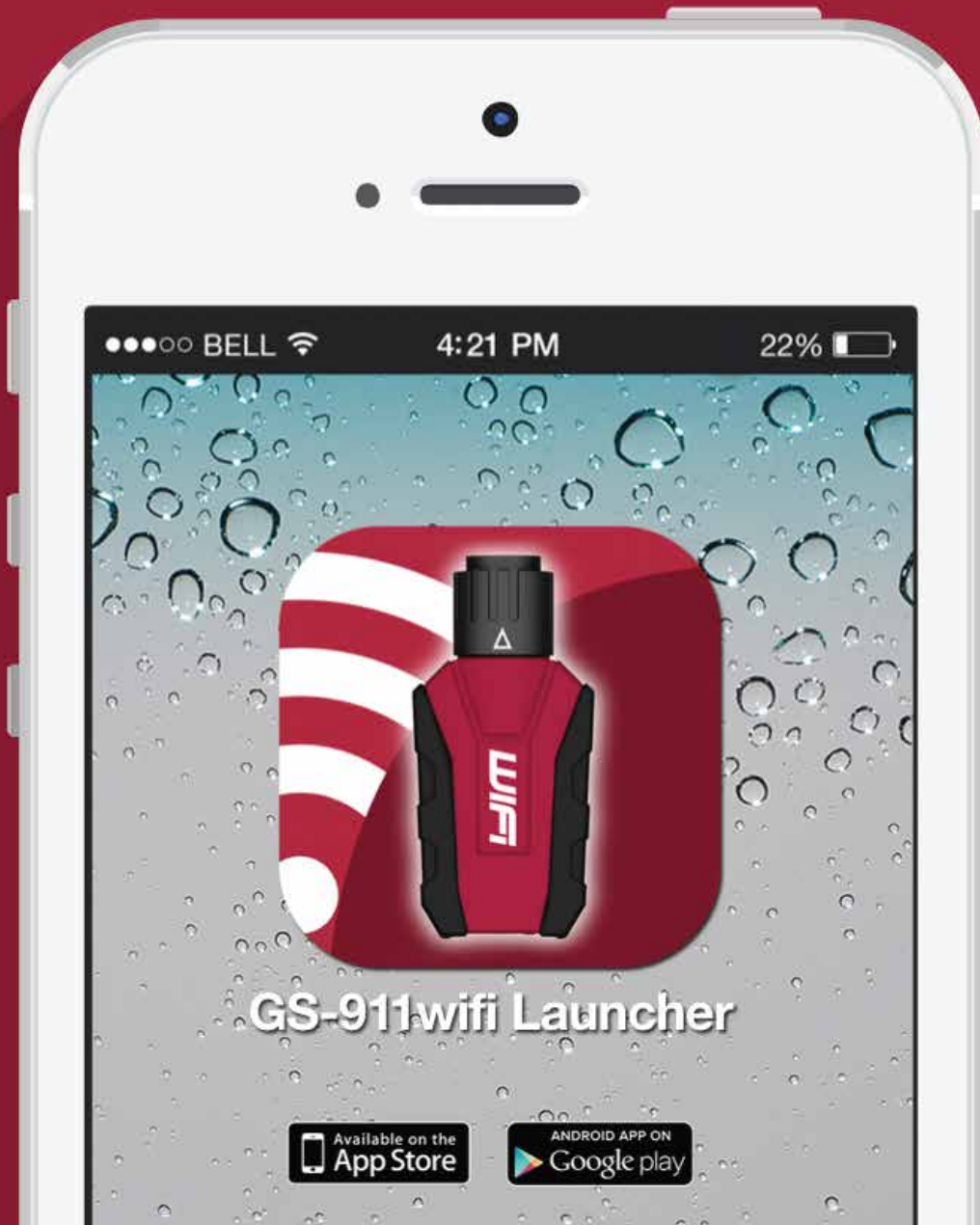


### **GS-911usb (OBD-II)**

Compatible with BMW motorcycles with OBD-II diagnostic ports. Works in combination with Windows PC via USB connection. Available in Enthusiast license options.

# Launcher for iOS and Android

Find "GS-911wifi" on the App Store & Google Play.



## What can it do?

- Read and clear fault codes
- Reset service reminders
- Control unit information
- Component output tests
- View live sensor values
- Log and graph live values
- Component output tests
- Component calibration
- Adaptation reset and relearn
- Basic coding
- Bleed tests
- And more...

## Who uses it?

- Motorcycle owners
- Expedition riders
- Professional workshops







**“This tool is as important as your keys on expeditions.”**

**- Simon Thomas**

## **Tested over 724 000km**

Simon and Lisa from 2RideTheWorld have logged over 724 000km in 78 countries on their BMW motorcycles.

They have been riding for over twelve years.





From the very beginning, Simon and Lisa have field tested our prototypes and production units. We could not have wished for better testers and ambassadors for our GS-911 range.



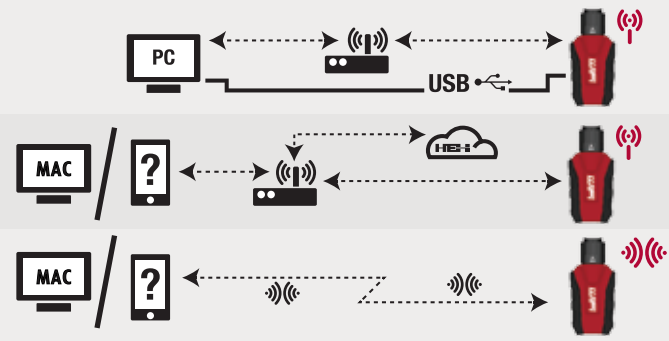












### Functionality Modes and Updates

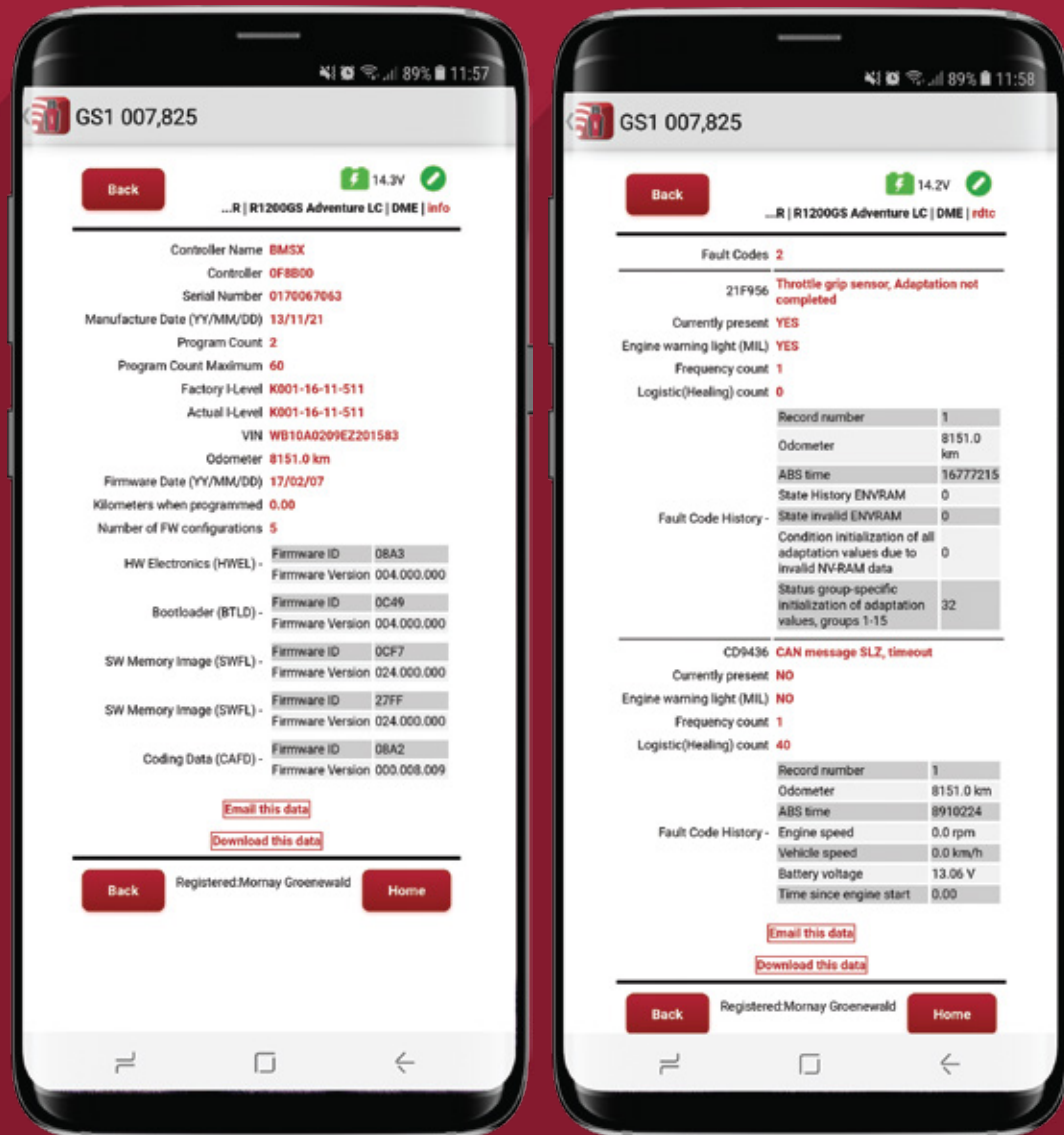
-  **Service functionality** includes the ability to reset service reminders, output tests, calibrations, ABS bleed tests, clear and relearn adaptations and much more. Available with the GS-911 Windows PC application.
-  **Cloud functionality** is introduced in a staged manner, aiming to provide the same service functionality that is found within the Windows PC application, on any platform (Mac, Linux, iOS, & Android).
-  **Emergency functionality** is embedded in the GS-911wifi unit. It allows the user to view the ECU information, read and clear fault codes on all control units, as well as view real-time sensor values for all engine control units.
-  **Software updates** are performed via the internet and include regular functionality, new motorcycle models and latest fault code database updates.

### Functionality and Infrastructure

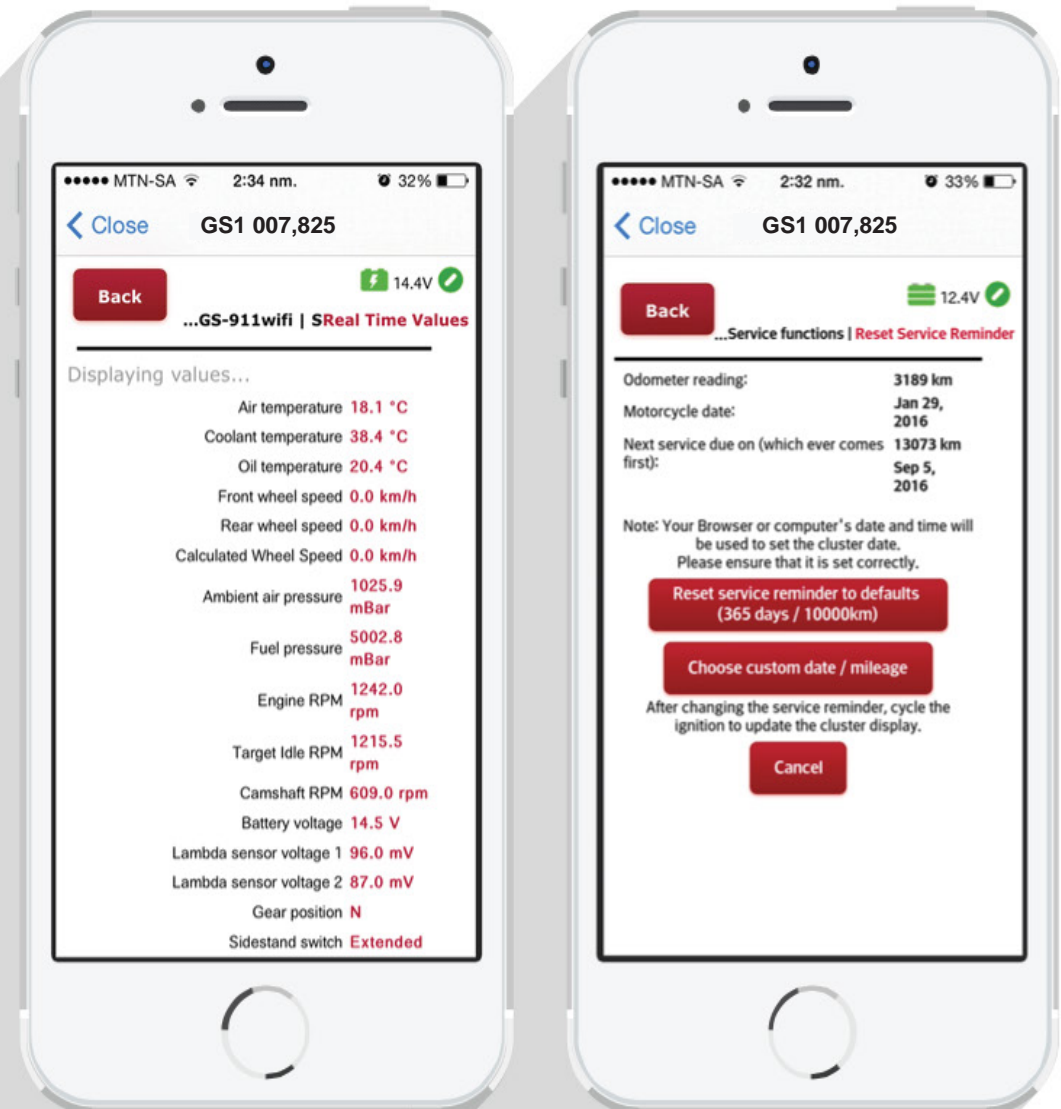



Service	Cloud	Emergency	Updates
			
Windows GS-911 PC app + WiFi infrastructure or USB + Internet			
--			
Any device with browser + WiFi infrastructure + Internet			
--	--		--
Any device with WiFi & browser, i.e. phones & tablets			

## Emergency & Cloud functionality in your browser



## iOS screenshots





- A**  
Power/Status LED
- B**  
USB Port
- C**  
WiFi Infrastructure Status LED
- D**  
Mode Switch Button
- E**  
WiFi Device-to-Device (D2D) Status LED

## GS-911wifi. The flashing lights.



### POWER/STATUS LED

Device is booting		5 Green flashes/sec
Normal operation		2 Green flashes/sec
Low power mode		Green flashes every 2 secs
Boot failure		Continuous red



### WIFI INFRASTRUCTURE STATUS LED

Scanning for WiFi networks		Flashing red
Connecting to WiFi network		Continuous red
Connected & waiting for IP		Flashing green
Successfully connected to WiFi		Continuous green



### WIFI DEVICE-TO-DEVICE (D2D) STATUS LED

Device-to-device mode activated		Single red flash
Device-to-device mode ready		Continuous green







## GS-911usb



### All the functionality - via USB

Ultimate value for the BMW Motorrad enthusiast.

The GS-911usb model is used exclusively in combination with the GS-911 Windows PC application via USB cable. The GS-911 Windows PC application contains all the latest functionality for GS-911 devices and runs on current Windows PC devices.

This model's basic connectivity setup makes it the most cost-effective GS-911 model. It comes with an \*Enthusiast license, allowing it to service ten motorcycles with Service Functionality and an unlimited number of motorcycles with Emergency Functionality.

*\*not upgradable to Professional license*







## ► Connecting the 10-pin GS-911

1. Hold the GS-911 device with the WIFI logo facing upward. Twist the connector ring all the way to the left.
2. With the WIFI logo facing upward, insert the GS-911 into the motorcycle's diagnostic port. The diagnostic port's red tab should be at the bottom.
3. Once inserted, lock the GS-911's connector ring by twisting it completely to the right.

## ► Connecting the GS-911 to a BMW motorcycle with an OBD-II port

The GS-911 male connector is designed specifically to fit the shape of the female diagnostic ports on all new EU-4 compliant BMW motorcycles featuring female OBD-II diagnostic ports.

Insert the GS-911's male connector into the motorcycle's OBD-II female diagnostic port, and push until it clicks into place.



The GS-911 male connector



The OBD-II female diagnostic port



Insert the GS-911 male connector into the motorcycle's OBD-II female diagnostic port.





## Adaptor Cables

The GS-911 models come with either 10-pin or OBD-II connectors. This development was driven by the new OBD-II diagnostic connectors featured on the newer EU-4 compliant BMW Motorrad models. However, if you need to use your 10-pin GS-911 on a motorcycle with an OBD-II connector, or vice versa, we offer adaptor cables which allow you to do just that.

### **Adaptor cables available:**

- OBD-II to 10-pin (female adaptor cable)
- 10-pin to OBD-II (male adaptor cable)





## ► GS-911usb or GS-911wifi?

Compare functionality by platform - Windows PC, mobile and Mac - to determine which GS-911 is right for you. The GS-911usb offers full functionality on a Windows PC platform while the GS-911wifi adds Emergency and Cloud functionality to mobile and Mac OS platforms.



Emergency functionality



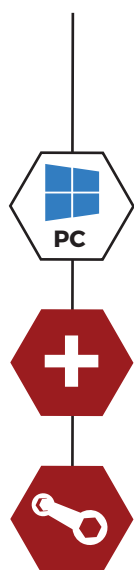
Service functionality



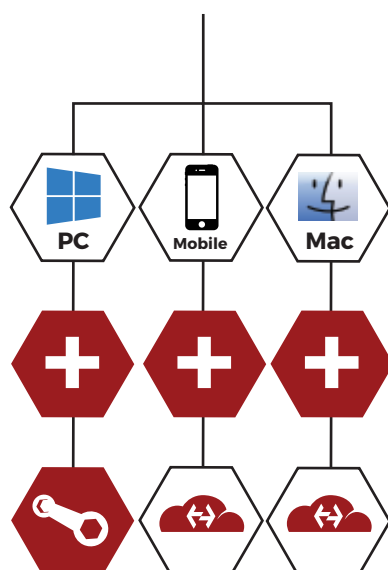
HEX Cloud functionality



GS-911USB



GS-911wifi



## ► Enthusiast or Professional license?

The number of motorcycles you intend to service determines the license you would require. The Enthusiast license provides full Service functionality for up to ten motorcycles. The Professional license provides you with Service functionality for an unlimited number of motorcycles.

Emergency functionality is unlimited on both licenses and upgrading an Enthusiast license to Professional is easily done online if you have a GS-911wifi unit. USB units are limited to an Enthusiast license.



Emergency functionality



Service functionality (including HEX Cloud service functions)

