



DMY-15R3-K

Steering Damper Mount 2015 Yamaha YZF-R3

Parts List:

- | | | | |
|---|---|--|---|
| • Mounting Bracket | 1 | • 8 x 30mm Button Head Bolts (installed) | 2 |
| • 41mm Fork Clamp | 1 | • 8 x 40mm Socket Head Bolts - Black | 2 |
| • 6 x 20mm Socket Head Bolt (installed) | 1 | • Steering Stop | 1 |



THIS PRODUCT IS FOR RACE USE ONLY!

IT IS RECOMMENDED THAT THIS PRODUCT BE INSTALLED BY A QUALIFIED TECHNICIAN

This Damper Mount is intended to be used with:

- Ohlins 68mm steering damper (Graves part number SD068) and
- Graves Motorsports Race Fairing Bracket (Graves part number FBY-15R3-STK)

***If you are using the stock fairing bracket, you will need to remove the 2 welded on nuts by carefully grinding the 3 small welds on each nut.




- 1) The Graves Steering Damper Mount is designed to be bolted to the left side of the fairing bracket. You can also bolt the mount where the damper is mounted above or below the fairing bracket, depending upon your setup. Torque the mount bolts to 16 Nm / 12 ft. lbs.
- 2) If using the stock fairing bracket the damper will have to be mounted on top of the fairing bracket and the key switch will need to be removed and replaced with a toggle switch. (purchased separately)
- 3) Install the fork clamp to the left fork leg just above the bottom triple clamp and align the clamp for the steering damper. **Photo 1**
Torque the pinch bolt to 10 Nm / 7 ft. lbs.
- 4) Once damper alignment is achieved, use thread locking compound and torque all the bolts to their specifications.

Most racers will shorten the lock to lock steering.
To install the supplied Graves Steering Stop:

- 1) Remove the horn. Keep the stock bolts for installation.
- 2) Using the stock bolts, apply thread locking compound and install the steering stop as pictured.
- 3) Torque the bolts to 12Nm / 8.5 ft.lbs.



Photo 1



***** Periodically check the torque on all the bolts.**

The purchaser releases Graves Motorsports, Inc. from all liabilities pertaining to the installation and use of purchased parts. Purchaser recognizes that any alteration and/or modifications to the vehicle may increase the risk of injury or accident. **This product is intended for Closed Course Competition Use Only** and may render the vehicle illegal for use on public roads.

If you're looking for quality motorcycle handlebars & controls, visit our website.