

RX1 PRO INTEGRATION MANUAL :

KTM SXF 250-350-450

MY2018

HUSQVARNA FC 250-350-450

MY2018

🇬🇧 IDLE ISSUE - TRY TPS CALIBRATION

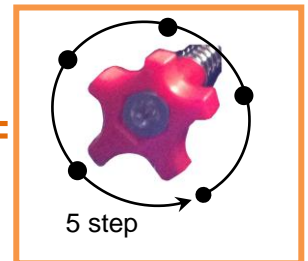
IDLE ISSUES MAY BE CAUSED BY WRONG TPS CALIBRATION, IN THIS CASE FOLLOW THESE STEPS TO OBTAIN BEST PERFORMANCES FROM YOUR GET ECU.



BEFORE START CALIBRATION PROCEDURE MAKE SURE THAT ENGINE STOP SWITCH IS IN RUN POSITION AND THE GAS TWISTGRIP IS IN FULLY CLOSED POSITION.



IF THE ENGINE DOESN'T START AFTER TPS CALIBRATION FIT THE OEM ECU AND RESUME THE CORRECT ENGINE IDLE - REPEAT THE TPS CALIBRATION .





1 - Rotate anti clockwise the throttle position adjuster of 7 rounds (or 35 step).

2 - Perform the RESET TPS procedure as described in RX1PRO manual.



3 - Resume the initial position of throttle adjuster

🇬🇧 OTHER – MY2017 OEM HANDLEBAR COMMANDS (MAP SWITCH AND LC)



 **WARNING:** OEM HANDLEBAR COMMANDS FOR MAP CHANGE AND LAUNCH CONTROL WON'T WORK AFTER INSTALL GET ECU.
 PLEASE USE ONLY ORIGINAL GET MAP SWITCH AND LCGPA MODULE.

WARNINGS

	<ul style="list-style-type: none">• RACE USE ONLY POWER KIT !!!
	<ul style="list-style-type: none">• Follow the instructions described in this manual to prevent vehicle damages or loss of warranty• Don't change or modify the parts supplied by GET - Athena• GET ECU may not work properly if the oem TPS sensor is damaged or modified