



# VOLUME 13



PRODUCTS DESIGNED IN AMERICA, MANUFACTURED IN AMERICA, SOLD WORLD WIDE.



## **EVOLUTION INDUSTRIES DIAMOND TERMINATOR CLUTCH KITS STAGE 1**

From Drag Strip To Street, Diamond Terminator Is The Ultimate Clutch Kit Available. Diamond Terminator Clutch Kits Are The Best Answer To Getting The Horsepower And Torque To The Rear Wheel. All Diamond Terminator Clutch Kits Include: \* Diamond Tough Billet Steel Drive Hub. \* Two Sets Of Coil Springs Included Light Performance And Performance. \* Kevlar Diamond Terminator Friction Plates With Tempered Steel Drive Plates. \* Increased Friction Surface Area To Handle The Power. \* Machined Oil Grooves To Reduce Slippage With 105% Plus More Friction Area Than Stock. \* Recommended Primary Fluid: ATF Automatic Transmission Fluid. \* Runs In Wet Or Dry Applications. \* Made In The USA.



**EV:1013-5001** Fits 2011-Later Twin Cam Big Twins.  
**EV:1013-5011** Fits 2011-Later Twin Cam Big Twins With Screaming Eagle Hydraulic Clutch.



**EV:1013-5002** Fits 2006-2010 Dyna & 2007-2010 Twin Cam Big Twins.  
**EV:1013-5012** Fits 2006-2010 Dyna & 2007-2010 Twin Cam Big Twins With Screaming Eagle Hydraulic Clutch.



**EV:1013-5022** Fits 1998-2006 Evo And Twin Cam Except 2006 Dyna.  
**EV:1013-5032** Fits 1998-2006 Evo And Twin Cam Except 2006 Dyna With Screaming Eagle Hydraulic Clutch.



**EV:1013-5042** Fits 1990-1997 Evo Big Twin.



**EV:1013-5052** Fits Late 1984-1989 Evo Big Twin.



**EV:1013-5062** Fits 1936-Early 1984 Big Twin, Includes New Transmission Nut And Seal.



**EV:1013-5072** Fits 1991-Later Sportster.

### **Replacement Clutch Pack For Stage 1 Or Series D Clutch Includes Fibers And Steels**

**EV:1013-2422** Replacement Clutch Pack For 2006-Later Dyna & 2007 And Later Twin Cam Big Twins.

**EV:1013-2432** Replacement Clutch Pack For 1998-2006 Except 2006 Dyna.

**EV:1013-2442** Replacement Clutch Pack For 1990-1997 Big Twin.

**EV:1013-2452** Replacement Clutch Pack For Late 1984-1989 Big Twin.

**EV:1013-2482** Replacement Clutch Pack For 1991 And Later Sportster.

**EV:1013-2462** Replacement Clutch Pack For 1936-1984 4 Speed Big Twin.



## EVOLUTION INDUSTRIES DIAMOND TERMINATOR CLUTCH KITS SERIES D

From Drag Strip To Street, Diamond Terminator Is The Ultimate Clutch Kit Available. Diamond Terminator Clutch Kits Are The Best Answer To Getting The Horsepower and Torque To The Rear Wheel. All Diamond Terminator Clutch Kits Include: \* Diamond Tough Billet Steel Drive Hub. \* Two Sets Of Diaphragm Springs Included Light Performance And Performance.\* Kevlar Diamond Terminator Friction Plates With Tempered Steel Drive Plates. \* Increased Friction Surface Area To Handle Up To 100 Horsepower With Light Lever Pull. \* Machined Oil Grooves To Reduce Slippage With 105% Plus More Friction Area Than Stock. \* Recommended Primary Fluid: ATF Automatic Transmission Fluid. \* Runs In Wet Or Dry Applications. \* Made In The USA.



**EV:1013-5081** Fits 2011-later Twin Cam Big Twins.

**EV:1013-5091** Fits 2011-later Twin Cam big Twins With Screaming Eagle Hydraulic Clutch.



**EV:1013-5082** Fits 2006-2010 Dyna & 2007-2010 Twin Cam Big Twins.

**EV:1013-5092** Fits 2006-2010 Dyna & 2007-2010 Twin Cam Big Twins With Screaming Eagle Hydraulic Clutch.



**EV:1013-5102** Fits 1998-2006 Evo and Twin Cam except 2006 Dyna.

**EV:1013-5112** Fits 1998-2006 Evo and Twin Cam except 2006 Dyna With Screaming Eagle Hydraulic Clutch.



**EV:1013-5122** Fits 1990-1997 Evo Big Twin.



**EV:1013-5132** Fits Late 1984-1989 Evo Big Twin



**EV:1013-5142** Fits 1936-1984 Big Twin, Includes New Transmission Nut And Seal.



**EV:1013-5152** Fits 1991-Later Sportster.

### Replacement Clutch Springs For Series D Clutch

**EV:1013-2362** Diaphragm Clutch Spring Light Duty Performance Fits 1990-1997 Big Twin and 1991-Later Sportster. Replaces OEM 37871-90.

**EV:1013-2372** Diaphragm Clutch Spring Heavy Duty Performance Fits 1990-1997 Big Twin and 1991-Later Sportster. Replaces OEM 37871-90.

**EV:1013-2382** Diaphragm Clutch Spring Light Duty Performance Fits 1936-1989 Series D Only and 1998-Later Big Twin. Replaces OEM 37871-98.

**EV:1013-2392** Diaphragm Clutch Spring Heavy Duty Performance Fits 1936-1989 Series D Only and 1998-Later Big Twin. Replaces OEM 37871-98.

### Replacement Clutch Pack For Stage 1 or Series D Clutch Includes Fibers and Steels

**EV:1013-2422** Replacement clutch pack For Stage 1 or Series D Clutch Includes Fibers and Steels Fits 2006-later Dyna & 2007 and later Big Twins.

**EV:1013-2432** Replacement clutch pack For Stage 1 or Series D Clutch Includes Fibers and Steels Fits 1998-2006 Except 2006 Dyna.

**EV:1013-2442** Replacement clutch pack For Stage 1 or Series D Clutch Includes Fibers and Steels Fits 1990-1997 Big Twin.

**EV:1013-2452** Replacement clutch pack For Stage 1 or Series D Clutch Includes Fibers and Steels Fits Late 1984-1989 Big Twin.

**EV:1013-2462** Replacement clutch pack For Stage 1 or Series D Clutch Includes Fibers and Steels Fits 1936-1984 4 Speed Big Twin.

**EV:1013-2492** Replacement clutch pack For D Series 1991 and Later Sportster Models.



## **EVOLUTION INDUSTRIES TERMINATOR STAGE 1 CLUTCH PERFORMANCE SPRINGS**



**\* These Little Red Devil Colored Springs Is What You Need When Running a Bike With More Than 120+ Horsepower.  
\* Springs Supply 30% Stronger Than The Supplied Blue Springs That Come in Each Evolution Terminator Stage 1 Clutch Kits.**

**EV:1015-2073** 30% Stronger Performance Clutch Springs. Fits Evolution Industries Stage 1 Clutch kits.

**\*\*spring Kit Does Not Apply To The Following Stage 1 Kits EV:1013-5042, EV:1013-5052, EV:1013-5072**

### **Also Available**

**EV:1015-2062** Yellow Light Performance Stage 1 Replacement Spring Kit Set (6) Fits 1936-1989 and 1998-Later Big Twin Except Sportster Models.

**EV:1015-2062** Performance Blue Stage 1 Replacement Spring Kit Set (6) Fits 1936-1989 and 1998-Later Big Twin Except Sportster Models.





## **EVOLUTION INDUSTRIES POWERDRIVE COMPLETE ALL-ALUMINUM CLUTCH BASKET STAGE 1 KIT FOR BIG TWINS 2006-LATER**

Evolution Industries Forged 7075 Hard Anodized Aluminum One Piece Clutch Basket Complete With Diamond Terminator Stage 1 Is The Ultimate Clutch Kit Available. Diamond Terminator Clutch Kits Are The Best Answer To Getting The Horsepower And Torque To The Rear Wheel. •Aircraft Quality Ring Gear Steel, Heated And Black Oxide Finish For Extended Life. •Hard Anodized Clutch Basket For Increase Durability. •Made In The USA. Diamond Tough Street Or Strip Ready. •Comes With Standard Duty Blue Pressure Plate Springs, Hot Red Springs For Big Inch Motors, Available Separately •Available In 46 Tooth Stock Gear And 49 Tooth Performance Gear.



- EV:1006-4163** 46 Tooth Complete Basket and Stage 1 Clutch Kit,Fits **2011-Later Big Twin**, Bearing & Snap-Ring Not Included.
- EV:1006-4164** 46 Tooth Complete Basket and Stage 1 Clutch Kit,Fits **2011-Later Big Twin**, For Screaming Eagle Models With Hydraulic Clutch, Bearing & Snap-Ring Not Included.
- EV:1006-4158** 49 Tooth Complete Basket and Stage 1 Clutch Kit, Includes Primary Chain, Fits **2011-Later Dyna & Softails**, Includes Primary Chain, Bearing & Snap-Ring Not Included.
- EV:1006-4153** 49 Tooth Complete Basket and Stage 1 Clutch Kit, Includes Primary Chain, Fits **2011-Later Dyna & Softails**, Includes Primary Chain, For Screaming Eagle Models With Hydraulic Clutch, Bearing & Snap-Ring Not Included.
- EV:1006-4151** 49 Tooth Complete Basket and Stage 1 Clutch Kit, Includes Primary Chain, Fits **2011-Later Touring Models**, Includes Primary Chain, Bearing & Snap-Ring Not Included.
- EV:1006-4159** 49 Tooth Complete Basket and Stage 1 Clutch Kit, Includes Primary Chain, Fits **2011-Later Touring Models**, Includes Primary Chain, For **Screaming Eagle Models With Hydraulic Clutch**, Bearing & Snap-Ring Not Included.
- EV:1006-4160** 46 Tooth Complete Basket and Stage 1 Clutch Kit. Fits **2006-2010 Dyna & 2007-2010 Big Twin**.
- EV:1006-4149** 46 Tooth Complete Basket and Stage 1 Clutch Kit. Fits **2006-2010 Dyna & 2007-2010 Big Twins With Screaming Eagle Hydraulic Clutch**.
- EV:1006-4154** 49 Tooth Complete Basket and Stage 1 Kit, Fits **2006-2010 Dyna and 2007-2010 Softail**. Includes Primary Chain.
- EV:1006-4155** 49 Tooth Complete Basket and Stage 1 Kit, Fits **2006-2010 Dyna and 2007-2010 Softail**. Includes Primary Chain, For **Screaming Eagle Models With Hydraulic Clutch**.
- EV:1006-4156** 49 tooth Complete Basket and Stage 1 Kit, Fits **2007-2010 Touring Models**. Includes Primary Chain.
- EV:1006-4157** 49 Tooth Complete Basket and Stage 1 Clutch Kit Fits **2007-2010 Touring Models**. Includes Primary Chain, For **Screaming Eagle Models With Hydraulic Clutch**.

**Replacement Clutch Pack For All Kits Shown Above:**

**EV:1013-2422** Replacement Clutch Pack, Includes Fibers and Steels, Fits 2006-Later Dyna And Big Twins.

\* All 49 Tooth Equipped Baskets Come Complete With Model Designated Primary Chain.



## **EVOLUTION INDUSTRIES POWERDRIVE COMPLETE ALL-ALUMINUM CLUTCH BASKET STAGE 1 KIT FOR BIG TWINS 1936-2006**

Evolution Industries Forged 7075 Hard Anodized Aluminum One Piece Clutch Basket Complete With Diamond Terminator Stage 1, It's The Ultimate Clutch Kit Available. Diamond Terminator Clutch Kits Are The Best Answer To Getting The Horsepower And Torque To The Rear Wheel.

- \* Choice Of Ring Gear. 1965-69 And 1970- E-84 Features Bolt On Ring Gear.
- \* 10 Tooth Pinion Gear Included On 84 Tooth Easystart Clutch Baskets.
- \* Made In USA. Diamond Tough Street Or Strip Ready.



**EV:1006-4162** 36 Tooth Complete Clutch Basket Stage 1 With Bearing and 66 Tooth Ring Gear. Fits **1998-2006 Big Twin Except 2006 Dyna.**

**EV:1006-4172** 36 Tooth Easystart Complete Clutch Basket Stage 1 With Bearing ,84 Tooth Ring Gear and 10 Tooth Pinion Gear. Fits **1998-2006 Big Twin Except 2006 Dyna.**

**EV:1006-4182** 36 Tooth Complete Clutch Basket Stage 1 With Bearing and 102 Tooth Ring Gear. Fits **1998-2006 Big Twin Except 2006 Dyna.**

**\*\* 37 Tooth Baskets With Any Ring Gear Tooth Configuration Also Available For 1998-2006 Big twins.**



**EV:1006-4192** 37 Tooth Complete Clutch Basket Stage 1 With Bearing and 66 Tooth Ring Gear. Fits **1990-1999 Big Twin..**

**EV:1006-4202** 37 Tooth Easystart Complete Clutch Basket Stage 1 With Bearing ,84 Tooth Ring Gear And 10 Tooth Pinion Gear. Fits **1990-1999 Big Twin.**

**EV:1006-4212** 37 Tooth Complete Clutch Basket Stage 1 With Bearing and 102 Tooth Ring Gear. Fits **1990-1999 Big Twin.**



**EV:1006-4402** 37 Tooth Complete Clutch Basket Stage 1 With Bearing and 66 Tooth Ring Gear. Fits **Late 1984-1989 Big Twin.**



**EV:1006-4252** Complete Clutch Basket Stage 1 Fits **1970-Early 1984**, Includes Ring Gear.

**EV:1006-4462** Complete Clutch Basket Stage 1 Fits **1965-1969**, Includes Ring Gear.

**EV:1006-4452** Complete Clutch Basket Stage 1 **1936-1964**, No Ring Gear.  
(1936-1984 Kits Include New Transmission Nut & Seal)

**EV:1014-2052** Replacement Clutch Basket Bearing For All Above Baskets.

\* Replacment Clutch Packs On Page 1.



## **EVOLUTION INDUSTRIES POWERDRIVE DIAMOND TERMINATOR COMPLETE ALL-ALUMINUM CLUTCH BASKET WITH SERIES D KIT FOR BIG TWINS 1936-2006**

Evolution Industries Forged 70-75 Hard Anodized Aluminum One Piece Clutch Basket Complete With Diamond Terminator Series D, It's The Ultimate Clutch Kit Available. Diamond Terminator Clutch Kits Are The Best Answer To Getting The Horsepower And Torque To The Rear Wheel. \*Complete With Diamond Terminator Series D Diaphragm Clutch. \*Choice Of Ring Gear. 1965-69 And 1970- E-84 Features Bolt On Ring Gear. \*10 Tooth Pinion Gear Included On 84 Tooth Easystart Clutch Baskets. \*Made In USA. Diamond Tough Street Or Strip Ready. \* Heavy Duty Performance Diaphragm Springs Also available Separately.



**EV:1006-4322** 36 Tooth Complete Clutch Basket Series D With Bearing and 66 Tooth Ring Gear. Fits **1998-2006 Big Twin Except 2006 Dyna.**

**EV:1006-4332** 36 Tooth Easystart Complete Clutch Basket Series D With Bearing ,84 Tooth Ring Gear and 10 Tooth Pinion Gear. Fits **1998-2006 Big Twin Except 2006 Dyna.**

**EV:1006-4342** 36 Tooth Complete Clutch Basket Series D With Bearing and 102 Tooth Ring Gear. Fits **1998-2006 Big Twin Except 2006 Dyna.**

**\*\* 37 Tooth Gear Baskets Also Available For 1998-2006 Big Twins.**



**EV:1006-4352** 37 Tooth Complete Clutch Basket Series D With Bearing and 66 Tooth Ring Gear. Fits **1990-1997 Big Twin.**

**EV:1006-4362** 37 Tooth Easystart Complete Clutch Basket Series D With Bearing , 84 Tooth Ring Gear and 10 Tooth Pinion Gear. Fits **1990-1997 Big Twin.**

**EV:1006-4372** 37 Tooth Complete Clutch Basket Series D With Bearing and 102 Tooth Ring Gear. Fits **1990-1997 Big Twin.**



**EV:1006-4412** 37 Tooth Complete Clutch Basket With Bearing and 66 Tooth Ring Gear. Fits **Late 1984-1989 Big Twin.**



**EV:1006-4382** Complete Clutch Basket Series D Fits **1970-Early 1984**, Includes Ring Gear, Includes Ring Gear & New Transmission Nut & Seal.



**EV:1006-4432** Complete Clutch Basket Series D Fits **1965-1969**, Includes Ring Gear & New Transmission Nut & Seal.



**EV:1006-4422** Complete Clutch Basket Series D Fits **1936-1964** Big Twin, No Ring Gear. Includes New Transmission Nut & Seal.

**EV:1014-2052** Replacement Clutch Basket Bearing For All Above.

\*Replacement Clutch Packs For All Above On Page 2.



## **EVOLUTION INDUSTRIES COMPLETE POWERDRIVE DIAMOND TERMINATOR CLUTCH BASKET WITH STAGE 1 CLUTCH KIT FOR SPORTSTER 1991-LATER**



### **Kit Includes**

- \* Evolution Industries Diamond Terminator Stage 1 Coil Spring Clutch Assembly.
- \* Evolution Industries Complete Billet Clutch Basket.
- \* Steel Drive Hub.
- \* Made In USA. Diamond Tough Street Or Strip Ready.

**EV:1006-4262** Fits Sportster 1991-2003, 56 Tooth Gear.

**EV:1006-4272** Fits Sportster 2004-Later, 57 Tooth Gear.

## **EVOLUTION INDUSTRIES COMPLETE DIAMOND TERMINATOR CLUTCH BASKET WITH SERIES D CLUTCH KIT FOR SPORTSTER 1991-LATER**



### **Kit Includes**

- \* Evolution Industries Diamond Terminator Diaphragm Series D Diaphragm Spring Clutch Assembly.
- \* Complete Billet Clutch Basket.
- \* Steel Drive Hub.
- \* Made In USA. Diamond Tough Street Or Strip Ready.

**EV:1006-4282** Fits Sportster 1991-2003, 56 Tooth Gear.

**EV:1006-4292** Fits Sportster 2004-Later, 57 Tooth Gear.

**EV:1010-1781** 78 Tooth Replacement Ring Gear and Mounting Hardware For Baskets Shown Above

**EV:1010-1783** Replacement Clutch Basket Bearing For All Baskets Shown Above.


**EV:1013-2482** Replacement Clutch Pack For Stage 1 Clutch Includes Fibers and Steels,  
Fits 1991 and Later Evolution Industries Sportster Baskets Shown.

**EV:1013-2492** Replacement Clutch Pack For Series D Clutch Includes Fibers and Steels,  
Fits 1991 and Later Evolution Industries Sportster Baskets Shown.





## **EVOLUTION INDUSTRIES DIAMOND TERMINATOR BILLET CLUTCH BASKET FOR 1991 AND LATER SPORTSTER**



- \*Transfers Power More Efficiently.
- \* Less Vibration.
- \* Replaceable 78 Tooth Starter Ring Gear.
- \* One Piece Clutch Basket Is Precision Machined From 7075 Aluminum and Hard Anodized.
- \* 1991-Later Includes 78 Tooth Ring Gear, Bearing and Snap Ring.
- \* Accepts Evolution Industries Stage 1 Or Series D Performance Clutch and OEM Clutch.
- \* 3 Year Limited Warranty.
- \* Made in the USA. Diamond Tough Street or Strip Ready.

**EV:1006-4302** Billet Clutch Basket, Fits Sportster 1991-2003 Models With 56 Tooth Gear.

**EV:1006-4312** Billet Clutch Basket, Fits Sportster 2004-Later Models With 57 Tooth Gear.

**EV:1010-1781** 78 Tooth Replacement Ring Gear and Mounting Hardware For **EV:1006-4302** & **EV:1006-4312**.

**EV:1014-2222** Replacement Clutch Basket Bearing For **EV:1006-4302** and **EV:1006-4312**.

\* Drop In Clutch Kits On Pages 1 and 2.



## **EVOLUTION INDUSTRIES POWER DRIVE DIAPHRAGM CLUTCH SPRINGS**



**EV:1013-2362 / EV:1013-2372**



**EV:1013-2382/ EV:1013-2392**

**Power Drive Diaphragm Clutch Spring Available In Light Performance And Heavy Performance.**

**\* Made In USA. Diamond Tough Street Or Strip Ready.**

**EV:1013-2362** Power Drive Diaphragm Clutch Spring Light Performance Fits 1990-1997 Big Twin and 1991-Later Sportster.  
Replaces OEM 37871-90.

**EV:1013-2372** Power Drive Diaphragm Clutch Spring Heavy Performance Fits 1990-1997 Big Twin and 1991-Later Sportster.  
Replaces OEM 37871-90.

**EV:1013-2382** Power Drive Diaphragm Clutch Spring Light Performance Fits 1998-Later Big Twin. Replaces OEM 37871-98.

**EV:1013-2392** Power Drive Diaphragm Clutch Spring Heavy Performance Fits 1998-Later Big Twin. Replaces OEM 37871-98.



## **EVOLUTION INDUSTRIES DIAMOND TERMINATOR STOCK REPLACEMENT 46 TOOTH AND PERFORMANCE 49 TOOTH 2 PIECE BILLET CLUTCH BASKET FOR 2006-LATER DYNA & 2007-2010 BIG TWIN.**



**Evolution Industries 46 And 49 Tooth Billet 6061 Hard Anodized Aluminum 2 Piece Clutch Basket With Steel Sprocket And Ring Gear, The 49 Tooth Gear Raises RPM'S To Achieve Maximum Performance Eliminating Lugging Of Motor.**

- \* 2 Piece Clutch Baskets Are Manufactured From Forged 6061 Hard Anodized Aluminum To Insure Maximum Strength.
- \* 3 Times Stronger Than Stock.
- \* Ring Gear And Bearing One Piece Construction.
- \* 49 Tooth Includes Custom Primary Chain, Ring Gear and Bearing.
- \* 49 Tooth Basket Is Not Compatible With 6th Speed Indicator Light Or Cruise Control Models, Can Be Corrected
- \* Accepts OEM Replacement Clutch and Evolution Industries Stage1 Or Series D Performance Clutch .
- \* Made In The USA. Diamond Tough Street Or Strip Ready.
- \* 3 Year Limited Warranty.

**EV:1006-4092** 46 Tooth Stock Replacement Billet 2 Piece Clutch Basket Fits **2006-2010 Dyna and 2007-2010 Softail, Touring models.**

**EV:1006-4042** 49 Tooth Billet 2 Piece Clutch Basket Fits **2006-2010 Dyna and 2007-2010 Softail and Dyna.** Complete With Custom 94 Pitch Primary Chain.

**EV:1006-4052** 49 Tooth Billet 2 Piece Clutch Basket Fits **2007-2010 Touring Models** Complete With Custom 88 Pitch Primary Chain.

**EV:1011-2011** 94 Pin Primary Chain Replacement For 49 Tooth Clutch Basket For **EV:1006-4042**

**EV:2011-2001** 88 Pin Primary Chain Replacement For 49 Tooth Clutch Basket For **EV:1006-4052**

**EV:1014-2052** Replacement Clutch Basket Bearing For Kits Shown.

\* Drop In Performance Clutch Kits Available On Pages 1 And 2.



## **EVOLUTION INDUSTRIES DIAMOND TERMINATOR STOCK REPLACEMENT 46 AND PERFORMANCE 49 TOOTH 2 PIECE CLUTCH BASKET FOR 2011 & LATER BIG TWINS**



**Evolution Industries 49 Tooth Billet 6061 Hard Anodized Aluminum 2 Piece Clutch Basket With Steel Sprocket and Ring Gear. Raises RPM's To Achieve Maximum Bottom End Performance Eliminating Lugging Of Motor.**

**\* Evolution Industries 2 Piece Clutch Baskets are Manufactured From Forged 6061 Hard Anodized Aluminum To Insure Maximum Strength & Durability.**

- \* 3 Times Stronger Than Stock.
- \* 49 Tooth Includes Custom Primary Chain And Ring Gear.
- \* 49 Tooth Basket Is Not Compatible With 6th Speed Indicator Light Or Cruise Control Models,
- \* Accepts OEM Replacement Clutch and Evolution Industries Stage1 Or Series D Performance Clutch Kits.
- \* Made In The USA. Diamond, Tough Street Or Strip Ready.
- \* 3 Year Limited Warranty.
- \* Bearing And Snap-Ring Not Included.

**EV:1006-4091** 46 Tooth Stock Replacement Billet 2 Piece Clutch Basket Fits **2011 & Later Big Twins.**

**EV:1006-4041** 49 Tooth Billet 2 Piece Clutch Basket Fits **2011 & Later Dyna And Softails**, Also Includes Custom 94 Pitch Primary Chain And Ring Gear.

**EV:1006-4051** 49 Tooth Billet 2 Piece Clutch Basket Fits **2011 & later Touring Models** Includes Custom 88 Pitch Primary Chain And Ring Gear.

**EV:1014-0500** Basket Bearing For 2011 And Later Big Twins For All Basket Kits Shown Above.

**EV:1011-2011** Primary Chain Replacement For 49 Tooth Clutch Basket For **EV:1006-4041**

**EV:2011-2001** Primary Chain Replacement For 49 Tooth Clutch Basket For **EV:1006-4051**

Drop In Performance Clutch Kits Available On Pages 1 And 2.

\*





## **EVOLUTION INDUSTRIES DIAMOND TERMINATOR CLUTCH BASKETS 1936 TO 2006 BIG TWIN**

- \* Forged 7075 Hard Anodized Aluminum Precision Machined One Piece Clutch Basket Complete With Ring Gear.
- \* 10 Tooth Pinion Gear Included On 84 Tooth Easystart Clutch Baskets.
- \* Accepts Stock Replacement Clutch Or Evolution Industries Stage1 Or Series D Performance Clutch Kits.
- \* Choice Of Ring Gear.
- \* Note: 1998-2006 Baskets Fits 1990-1997 When Used With 1998-2006 Clutches As An Upgrade.
- \* 1965-69 And 1970- E-84 Features Bolt On Ring Gear. \* Made In USA. Diamond Tough Street Or Strip Ready.
- \* 3 Year Limited Warranty.

**EV:1006-4102** 36 Tooth Clutch Basket With Bearing and 66 Tooth Ring Gear and 9 Tooth Pinion Gear. Fits **1998-2006 Big Twin Except 2006 Dyna.**

**EV:1006-4112** 36 Tooth Easystart Clutch Basket With Bearing, 84 Tooth Ring Gear and 10 Tooth Pinion Gear. Fits **1998-2006 Big Twin Except 2006 Dyna.**

**EV:1006-4492** 37 Tooth Easystart Clutch Basket With Bearing, 84 Tooth Ring Gear and 10 Tooth Pinion Gear. Fits **1998-2006 Big Twin Except 2006 Dyna.** Fits **With Screaming Eagle Hydro clutch Models** With 37 Tooth Sprocket Gear.

**EV:1006-4122** 36 Tooth Clutch Basket With Bearing and 102 Tooth Ring Gear. Fits 1998- 2006 Big Twin Except 2006 Dyna.

**EV:1006-4542** 36 Tooth Clutch Basket With Bearing and 66 Tooth Ring Gear And 9 Tooth Pinion Gear, Fits **1990-1997 Big Twin.**

**EV:1006-4552** 36 Tooth Easystart Clutch Basket With Bearing and 84 Tooth Ring Gear And 10 Tooth Pinion Gear, Fits **1990-1997 Big Twin.**

**EV:1006-4562** 36 Tooth Clutch Basket With Bearing and 102 Tooth Ring Gear, Fits 1994- 1997 Big Twin.

**EV:1006-4132** 37 Tooth Clutch Basket With Bearing and 66 Tooth Ring Gear, Fits **1990-1993 Big Twin.**

**EV:1006-4142** 37 Tooth Easystart Clutch Basket With Bearing, 84 Tooth Ring Gear and 10 Tooth Pinion Gear, Fits **1990-1997 Big Twin.**

**EV:1006-4152** 37 Tooth Clutch Basket With Bearing and 102 Tooth Ring Gear and 9 Tooth Pinion Gear, Fits **1990-1997 Big Twin.**

**EV:1006-4392** 37 Tooth Clutch Basket With Bearing and 66 Tooth Ring Gear, Fits Late 1984-1989 Big Twin.

**EV:1006-4242** Clutch Basket With Bolt On Ring Gear Fits 1970-Early 1984 Big Twin, Replaces OEM 37702-70A.

**EV:1006-4482** Clutch Basket With Bolt On Ring Gear Fits 1965-1969 Big Twin.

**EV:1006-4472** Clutch Basket Kick Start Only Fits Big Twin 1936-1964.

**EV:1010-1261** 66 Tooth Ring Gear Replacement Bolt On Fits 1965- Early 1984 Evolution Industries Clutch Basket Only. Includes Special Bolts (Pack Of 6).

**EV:1010-3031** Special Ring Gear Bolts (Pack Of 6) For **EV:1010-1261.**

**EV:1014-2052** Replacement Clutch Basket Bearing For All Above Baskets.



## **EVOLUTION INDUSTRIES & BILL WERNER XR750 COMPLETE CLUTCH BASKET KITS**



**Bill Werner Series**



**Bill Werner 1996**



**Evolution Industries Series**

- \* **Bill Werner XR750 Clutch Kit Designed By The Man Himself, Race Proven & Track Ready.**
- \* **Each Basket Is Designed With a Light Weight Race Ready Aircraft Aluminum Drive Hub.**
- \* **Kevlar Friction Plates.**
- \* **Fits From 1972 To Present XR750's**
- \* **Made In USA.**
- \* **ATF Fluid Recommended For Optimal Performance.**

Tech Tip: When The Clutch Wears .050 You Can Simply Just Add a .050 Steel Plate To Increase Clutch Life.

**EV:81107307BW** Bill Werner XR750 Complete Basket & Clutch Kit

**EV:81107303BW** Bill Werner XR750 Replacement Clutch Pack

**EV:81107307EV** Evolution Industries XR750 Complete Basket & Clutch Kit

**EV:81107303EV** Evolution Industries XR750 Replacement Clutch Pack



**EVOLUTION INDUSTRIES 1.04 RATIO 3RD GEAR  
UPGRADE KIT FOR XR750**



**Evolution Industries XR750 3rd Gear Kit With 1.04 Ratio**

**EV:81107308** 3rd Gear Kit With 1.04 Ratio For X750. Includes both Splined & Bottleneck Gear.

**EV:81107408** Spline Gear Only.



## **EVOLUTION INDUSTRIES 46 AND PERFORMANCE 49 TOOTH BASKET SPROCKET & RING GEAR FOR 2006- LATER DYNA & 2007 & LATER BIG TWINS**



**Stock 46 Tooth 1.352 Gear Ratio**      **49 Tooth 1.441 Gear**  
4th Gear 70 MPH @ 3620 RPM    4th Gear 70 MPH @ 3816 RPM  
5th Gear 70 MPH @ 3042 RPM    5th Gear 70 MPH @ 3363 RPM  
6th Gear 70 MPH @ 2570 RPM    6th Gear 70 MPH @ 2786 RPM  
6th Gear 102 MPH @ 3765 RPM    6th Gear 102 MPH @ 4028 RPM

### **Evolution Industries 49 Tooth Sprocket & Ring Gear Kit, Raises RPM to Eliminate Lugging of Motor and Achieves Maximum Performance.**

- \* Precision Machined Sprocket and Ring Gear.
- \* All Evolution Industries Sprocket And Ring Gears Are Manufactured From Aircraft Quality Steel, Heat Treated And Ground Per Evolution Industries Specifications to Insure Maximum Performance.
- \* All Are Designed To Fit Stock OEM Chain Baskets.
- \* Includes Mounting Hardware.
- \* 49 Tooth Kit Includes Custom Primary Chain.
- \* 49 tooth Not Compatible With 6th Speed Indicator Light and Electronic Cruise Control, Can Be Corrected
- \* Drilling Of Clutch Basket .1750 Deep Necessary With Optional Counter Bore Tool Part Number **EV:1003-3001**.
- \* Made in USA.
- \* 3 Year Limited Warranty.

**EV:1010-1201** Sprocket and Ring Gear Replacement 46 Tooth (Stock) Fits **2006 Dyna & 2007 & Later Big Twins**.  
**EV:1010-1211** 49 Tooth Kit Fits **2006 Dyna and 2007 and Later Softail and Dyna**, Includes Custom Primary Chain.  
**EV:1010-1221** 49 Tooth Sprocket Kit Fits **2007 And Later Touring Models** Includes Custom Primary Chain.  
**EV:1011-2011** Primary Chain Replacement For 49 Tooth Kit **EV:1010-1211**.  
**EV:1011-2001** Primary Chain Replacement For 49 Tooth Kit **EV:1010-1221**.  
**EV:1003-3001** Counter Bore Tool.





**EVOLUTION INDUSTRIES 34 TOOTH MOTOR SPROCKET  
FOR 2006 TO PRESENT DYNA AND 2007 & LATER  
BIG TWINS**



**EV:1004-3011**  
Bolt Kit

- \* **This Solid 34 Tooth Motor Sprocket Conversion Eliminates Slippage & Noise From Compensator.**
- \* **Made Out Of High Strength 4140 Tool Steel.**
- \* **Heat Treated Then Black Oxide Coated.**
- \* **At 4.770 Lbs. This Sprocket Reduces Over Half The Weight (Less Rotating Mass).**

**EV:1012-1252** 34 Tooth Motor Sprocket, Fits **2006 To 2010 Dyna and 2007 To 2010 Big Twins.**

**EV:1012-1253** 34 Tooth Motor Sprocket, Fits **2011 & Later Big Twins and 2007 and Later Screaming Eagles,** Includes Sprocket Spacer.

**EV:1012-1254** 34 Tooth Motor Sprocket, Fits **Rocker & Breakout,** Includes Sprocket Spacer.

**EV:1004-3011** Sprocket Bolt Kit, Includes Machined & Hardened Washer.

\*\*Evolution Industries and OEM Factory Recommends Replacing Compensator Sprocket Bolt (EV:1004-3011) Each time It Is Removed.



## **EVOLUTION INDUSTRIES 30 TOOTH SOLID COMPENSATOR SPROCKET KITS FOR 2006-LATER DYNA'S AND 2007 AND LATER BIG TWINS**



**EV:1004-3011 Bolt Kit**

30 Tooth Sprocket Changes Stock 1.352 Gear Ratio To 1.5333 Gear Ratio  
4th Gear 70 MPH @ 3620 RPM New 4th Gear 70 MPH @ 4500 RPM'S  
5th Gear 70 MPH @ 3042 RPM New 5TH Gear 70 MPH @ About 3750 RPM'S  
6th Gear 70 MPH @ 2570 RPM New 6th Gear 70 MPH @ About 3250 RPM'S

### **Evolution Industries 30 Tooth Motor Sprocket Raises RPM To Achieve Maximum Performance Eliminating Lugging Of Motor**

- \* 30 Tooth Sprocket Is Manufactured From Aircraft Quality Steel Heat Treated Per Evolution Industries Specifications to Insure Maximum Strength.
- \* Two Pounds Lighter Than Stock.
- \* Made in USA.
- \* Sprocket 3 Year Limited Warranty.
- \* Evolution Industries As Well As The Factory Recommends Installing a New Sprocket Bolt Whenever Sprocket Is Removed.
- \* Includes 30 Tooth Sprocket, Custom Primary Chain and Easy To Follow Instructions.
- \* Not Compatible With 6th Speed Indicator Light & Cruise Control, Can Be Corrected

**EV:1012-1231** 30 Tooth Sprocket Kit, Fits **2007-2010 Touring Models.**

**EV:1012-1241** 30 Tooth Sprocket Kit, Fits **2006-2010 Dyna and 2007-10 Softail Models Except Rockers.**

**EV:1012-1221** 30 Tooth Sprocket Kit, Fits **2011 and Later Touring Models,** Comes With Spacer.

**EV:1012-1251** 30 Tooth Sprocket Kit, Fits **2011 and Later Dyna and Softail Models,** Comes With Spacer.

**EV:1012-1250** 30 Tooth Sprocket Kit, Fits **Rocker and Breakout Softails** (Rockers and Breakouts Have A Different Offset from Standard Softails).

**EV:1004-3011** Front Sprocket Bolt & Spacer Kit Fits All Models.

**EV:1011-2021** 84 Pitch Primary Chain Replacement For 30 Tooth Sprocket Kit **EV:1012-1231** And **EV:1012-1221**

**EV:1011-2031** 90 Pitch Primary Chain Replacement For 30 Tooth Sprocket Kit **EV:1012-1241** And **EV:1012-1251**



## MANUAL CHAIN ATTITUDE ADJUSTER BY BAKER



The Attitude Chain Adjuster solves the issues associated with the stock auto chain tensioner on 2006-Later Dyna & 2007-Later Softail/ Touring models. The first moment the chain has enough slack into it to ratchet the shoe up another notch, and thus tightening the chain, it will. One notch tighter might not be an issue, but you don't have any control of when this mechanism stops tightening the chain. The end result in many cases is the primary chain is so tight that it will start wearing out left side motor case bearings, inner primary bearings, clutch hub bearings and transmission output gear bearings. Our manual chain tensioner allows you to adjust the chain to the proper 5/8-7/8" (cold) freeplay, and never have to worry about the chain getting too tight.

- \*Chain shoe machined from Nylon 66
- \*Active Plate and Back Support Plate investment cast with 4130 steel
- \*28% Finer teeth spacing (compared to 2001-06 chain adjusters) for more accurate adjustments
- \*Chain adjustment method same as 2001-06 style stock 'L'Bracket' adjusters.

### Stock VS. BAKER Attitude Adjuster

- \* Increase torque by 3.42 ft/lbs
- \*Reduces primary noise
- \*Improves motor bottom end and inner primary race bearing durability

**EV:1080-2000** Attitude Adjuster Kit, fits 2006-Later Dyna models and 2007 and later Softail/Touring Models.



## EVOLUTION INDUSTRIES POWER-DRIVE STEEL SPROCKETS



All New For 2014, Final **Power-Drive Sprockets** From Evolution-Industries.

- \* Sprockets Are Made From TOUGH 1045 American Steel Then Heat Treated To Evolution's Proprietary High Standards.
- \* Kit Includes 120 Pitch Regina 530 Z-Ring Chain & Riveting Link, Hard Chrome Grade 8 Mounting Hardware, .550" Spacer To Accommodate Possible Offsets.
- \* All Sprockets Have A 2.222" ID to Accommodate Up To The Latest Wheels.
- \* Available In The Following Tooth Counts; 47, 48, 49, 51, 52, 53.
- \* 100% USA Made.

### So-Cal Drive Kits

- EV: 1012-1803 Power Drive So-Cal 47 Tooth Kit**, Includes Chain, 0.550" Spacer, Mounting Hardware.
- EV: 1012-1805 Power Drive So-Cal 48 Tooth Kit**, Includes Chain, 0.550" Spacer, Mounting Hardware.
- EV: 1012-1807 Power Drive So-Cal 49 Tooth Kit**, Includes Chain, 0.550" Spacer, Mounting Hardware.
- EV: 1012-1809 Power Drive So-Cal 51 Tooth Kit**, Includes Chain, 0.550" Spacer, Mounting Hardware.
- EV: 1012-1811 Power Drive So-Cal 52 Tooth Kit**, Includes Chain, 0.550" Spacer, Mounting Hardware.
- EV: 1012-1812 Power Drive So-Cal 53 Tooth Kit**, Includes Chain, 0.550" Spacer, Mounting Hardware.

### Intruder Drive Kits

- EV: 1012-1802 Power Drive Intruder 47 Tooth Kit**, Includes Chain, 0.550" Spacer, Mounting Hardware.
- EV: 1012-1804 Power Drive Intruder 48 Tooth Kit**, Includes Chain, 0.550" Spacer, Mounting Hardware.
- EV: 1012-1806 Power Drive Intruder 49 Tooth Kit**, Includes Chain, 0.550" Spacer, Mounting Hardware.
- EV: 1012-1808 Power Drive Intruder 51 Tooth Kit**, Includes Chain, 0.550" Spacer, Mounting Hardware.
- EV: 1012-1810 Power Drive Intruder 52 Tooth Kit**, Includes Chain, 0.550" Spacer, Mounting Hardware.
- EV: 1012-1813 Power Drive Intruder 53 Tooth Kit**, Includes Chain, 0.550" Spacer, Mounting Hardware.

\*\*\*Sprockets Also Available In Raw\*\*\*





## **EVOLUTION INDUSTRIES POWER-DRIVE STEEL SPROCKETS**

### **SO-CAL**



### **INTRUDER**



Individual **Power-Drive** Sprockets.

- \* 100% USA Made.
- \* Sprockets Are Made From TOUGH 1045 American Steel Then Heat Treated To Evolution's Proprietary High Standards.
- \* Available In The Following Tooth Counts; 47, 48, 49, 51, 52, 53.
- \* All Sprockets Have A 2.222" ID to Accommodate Up To The Latest Wheels.

#### **So-Cal Drive Kits**

**EV: 1012-1803S Power Drive So-Cal 47 Tooth Sprocket..**

**EV: 1012-1805S Power Drive So-Cal 48 Tooth Sprocket**

**EV: 1012-1807S Power Drive So-Cal 49 Tooth Sprocket.**

**EV: 1012-1809S Power Drive So-Cal 51 Tooth Sprocket.**

**EV: 1012-1811S Power Drive So-Cal 52 Tooth Sprocket.**

**EV: 1012-1812S Power Drive So-Cal 53 Tooth Sprocket.**

#### **Intruder Drive Kits**

**EV: 1012-1802S Power Drive Intruder 47 Tooth Sprocket.**

**EV: 1012-1804S Power Drive Intruder 48 Tooth Sprocket.**

**EV: 1012-1806S Power Drive Intruder 49 Tooth Sprocket.**

**EV: 1012-1808S Power Drive Intruder 51 Tooth Sprocket.**

**EV: 1012-1810S Power Drive Intruder 52 Tooth Sprocket.**

**EV: 1012-1813S Power Drive Intruder 53 Tooth Sprocket.**

\*\*\*Sprockets Also Available In Raw\*\*\*



## FINAL DRIVE ACCESSORIES

### Transmission Chain Sprockets

\* USA Made

**EV:1012-7724** Transmission Sprocket 24 Tooth, With 0.228" Offset, Fits 1986 to 2006 Big Twins Except 2006 Dyna's.

**EV:1012-7725** Transmission Sprocket 25 Tooth, With 0.228" Offset, Fits 1986 to 2006 Big Twins Except 2006 Dyna's.

**EV:1012-8324** Transmission Sprocket 24 Tooth, With 0.500" Offset, Fits 1986 to 2006 Big Twins Except 2006 Dyna's.

**EV:1012-8325** Transmission Sprocket 25 Tooth, With 0.500" Offset, Fits 1986 to 2006 Big Twins Except 2006 Dyna's.

**EV:1013-0324** Transmission Sprocket 24 Tooth, With 0.500" Offset, Fits 2006-Later Dyna's & 2007-Later Big Twins.

**EV:1013-0325** Transmission Sprocket 25 Tooth, With 0.500" Offset, Fits 2006-Later Dyna's & 2007-Later Big Twins.

**EV:1013-0224** Transmission Sprocket 24 Tooth, With 0.750" Offset, Fits 2006-Later Dyna's & 2007-Later Big Twins.

**EV:1013-0225** Transmission Sprocket 25 Tooth, With 0.750" Offset, Fits 2006-Later Dyna's & 2007-Later Big Twins.

\*\*\*\*\* Other Sizes Available\*\*\*\*\*



## REGINA Z-RING CHAIN



The new, high-performance ZR chains take a big step forward with the new patented Z44 seal rings. These new generation seal rings, which feature a special-designed conical shape on their inner side, are the result of the evolution of previous X and Z-ring designs. Features of this design are: • Patented “Z” ring section. • The Z-ring flexes when assembled, creating a spring effect that guarantees the seal will not diminish over time. • The special Z-ring section provides enhanced chain flexibility. • The lubricant trapped between the plates and the lobes of the Z-ring keeps the ring lubricated and increases its life. ZR chains are the best choice for the most severe and demanding applications. Among other characteristics, the ZR chains feature high alloy steel plates and pins, solid bushings and rollers, shot-peening of plates, pins and rollers, performance-enhancing pre-stretching and “gold” outer plates.

**EV:1010-5282** Regina Z-Ring 530 120 Link Chain, With Clip Link & Rivet Style Link.



## MOUNTING KIT WITH SPACER

**EV:1012-4190K** Mounting Kit, Includes Hard Chrome Grade 8 Hardware & 0.550" Sprocket Spacer To Accommodate Offsets If Any.



## **EVOLUTION INDUSTRIES POWER DRIVE MOTOR SPROCKETS. USA MADE**



\* Available For 1936-2006 Big Twin

\* Made in USA

### ***Power Drive Sprocket Applications***

**EV:1012-1751** Power Drive Motor Sprocket 27 Tooth Late Fits Big Twin 1984-2006 Except 2006 Dyna  
Comes With a 0.500" Offset..

**EV:1012-1771** Power Drive Motor Sprocket 25 Tooth Late Fits Big Twin 1984-2006 Except 2006 Dyna.

**EV:1012-1781** Power Drive Motor Sprocket 24 Tooth Late Fits Big Twin 1984-2006 Except 2006 Dyna.

**EV:1012-1080** Power Drive Motor Sprocket 23 Tooth Late Fits Big Twin 1984-2006 Except 2006 Dyna.

**EV:1012-1079** Power Drive Motor Sprocket 22 Tooth Late Fits Big Twin 1984-2006 Except 2006 Dyna.

**EV:1012-1078** Power Drive Motor Sprocket 21 Tooth Late Fits Big Twin 1984-2006 Except 2006 Dyna.

**EV:1012-1801** Power Drive Splined Motor Sprocket 24 Tooth 1955-Early 1984.

**EV:1012-1791** Power Drive Tapered Motor Sprocket 24 Tooth 1936-1954.

\* All Sprockets Come With A 5/16" Offset, Unless Noted.

\* Sprockets Sold Without Nut or Chain.



## **EVOLUTION INDUSTRIES DIAMOND TERMINATOR TRANSMISSION PULLEYS 1985 THROUGH 2014**



- \* Lightweight 1.8 Lbs 7075 T-651 Aluminum For Strength (OEM Steel is 8.8 Lbs)
- \* Lightened 4 LBS 4140 Chrome Molly Steel (OEM Steel is 8.8 Lbs)
- \* Smaller Transmission Pulley Gives More Low End Torque For Better Acceleration.
- \* Larger Transmission Pulley Gives Lower RPM'S On Top End Less Vibration For Smoother Ride.
- \* 1985 thru 2006 Big Twin Transmission Pulleys do not Come With Spacer.
- \* All Pulleys Through 2006 Come Complete With Lock Plate Kit.
- \* When Changing To A Smaller Or Larger Pulley Replacing Belt May Be Required.
- \* 3 Year Limited Warranty Steel, No Warranty On Race Only Aluminum Pulleys.
- \* Made In USA Diamond Tough Street Or Strip Ready.

### **Big Twin 7075 T-651 Aluminum Diamond Terminator Transmission Pulley**

**EV:1017-7004** 29 Tooth Aluminum Transmission Pulley Fits 1985-2006 Big Twin 5 Speed Except 2006 Dyna.

**EV:1017-7014** 30 Tooth Aluminum Transmission Pulley Fits 1985-2006 Big Twin 5 Speed Except 2006 Dyna.

**EV:1017-7024** 31 Tooth Aluminum Transmission Pulley Fits 1985-2006 Big Twin 5 Speed Except 2006 Dyna.

**EV:1017-7044** 33 Tooth Aluminum Transmission Pulley Fits 1985-2006 Big Twin 5 Speed Except 2006 Dyna.

### **Sportster 7075 T-651 Aluminum Diamond Terminator Transmission Pulley**

**EV:1017-7114** 26 Tooth Race Aluminum Transmission Pulley 1991-2003 XL and 1994-2005 Buell (Except Blast)

**EV:1017-7124** 28 Tooth Aluminum Transmission Pulley 1991-2003 XL and 1994-2005 Buell (Except Blast)

**EV:1017-7134** 29 Tooth Aluminum Transmission Pulley 1991-2003 XL and 1994-2005 Buell (Except Blast)

**EV:1017-7144** 30 Tooth Aluminum Transmission Pulley 1991-2003 XL and 1994-2005 Buell (Except Blast)

*Continue On Page 19*





## **EVOLUTION INDUSTRIES DIAMOND TERMINATOR TRANSMISSION PULLEYS 1985 THROUGH 2012**

*Continued From Page 15*

### **Big Twin 4140 Chrome Molly Steel Diamond Terminator Transmission Pulley**

**EV:1017-7154** 29 Tooth Steel Transmission Pulley Fits 1985-2006 Big Twin 5 Speed Except 2006 Dyna..

**EV:1017-7164** 30 Tooth Steel Transmission Pulley Fits 1985-2006 Big Twin 5 Speed Except 2006 Dyna..

**EV:1017-7174** 31 Tooth Steel Transmission Pulley Fits 1985-2006 Big Twin 5 Speed Except 2006 Dyna..

**EV:1017-7184** 32 Tooth Steel Transmission Pulley Fits 1985-2006 Big Twin 5 Speed Except 2006 Dyna..

**EV:1017-7204** 34 Tooth Steel Transmission Pulley Fits 1985-2006 Big Twin 5 Speed Except 2006 Dyna.

**EV:1017-7214** 30 Tooth Steel Transmission Pulley Fits 2007-2014 Big Twin and 2006 & Later Dyna.

**EV:1017-7224** 31 Tooth Steel Transmission Pulley Fits 2007-2014 Big Twin and 2006 & Later Dyna.

**EV:1017-7244** 33 Tooth Steel Transmission Pulley Fits 2007-2014 Big Twin and 2006 & Later Dyna.

**EV:1017-7254** 34 Tooth Steel Transmission Pulley Fits 2007-2014 Big Twin and 2006 & Later Dyna.





## **EVOLUTION INDUSTRIES POWER DRIVE SPORTSTER MOTOR SPROCKETS FOR RACE TRACK APPLICATION**




**Hard Anodized Sportster Sprockets Are Ready For The Track In A Wide Variety Of Teeth Count To Handle Whatever Primary Ratios You May Want To Achieve.**

- \* Made From Aircraft 6061 Aluminum For Strength And Weight Reduction.
- \* Hard Anodized To Evolution Standards.
- \* Some Smaller Sprockets Do Not Accommodate A Stator & Charging System Due To It's Size Reduction.
- \* 100% Made In The U.S.A.
- \* For Race Application Only, Manufacturing Warranty Only.

<b>EV:1012-1790</b>	27 Tooth (Not Threaded For Stator)
<b>EV:1012-1789</b>	29 Tooth
<b>EV:1012-1788</b>	30 Tooth
<b>EV:1012-1787</b>	31 Tooth
<b>EV:1012-1786</b>	32 Tooth
<b>EV:1012-1785</b>	33 Tooth
<b>EV:1012-1784</b>	36 Tooth
<b>EV:1012-1783</b>	37 Tooth
<b>EV:1012-1782</b>	38 Tooth



## **EVOLUTION INDUSTRIES 316 STAINLESS STEEL EXHAUST CLAMPS**



### **Evolution Industries 316 Stainless Steel Exhaust Flange Kit.**

\* Cut From Solid Billet 316 Stainless Steel.

\* Show Polished.

\* Includes Retaining Snap-Rings.

\* Made in The U.S.A.

\* Available In 3 Options of ARP Hardware: Polished 12 Points, Polished Hex Flange Nuts, or Black Oxide Flange Nuts.

**EV:2835-0075** 316 Polished Stainless Steel Exhaust Clamps With Polished ARP 12 point Hardware.

**EV:2835-0076** 316 Polished Stainless Steel Exhaust Clamps With Polished ARP Hex Flange Nut Hardware.

**EV:2835-0077** 316 Polished Stainless Steel Exhaust Clamps With Black Oxide ARP Hex Flange Nut Hardware

\* **Note: Due To Various Exhaust Manufacturers & Exhaust Styles and Bends The 12 Point Hardware Might Interfere With Socket Drive Due To Tight Exhaust Bends Around The Flange.**





**EVOLUTION INDUSTRIES POLISHED 2XL AND 3XL BELT DRIVES FOR 1991 & LATER SPORTSTERS, INCLUDES 6 SPRING STAGE 1 TERMINATOR CLUTCH**



**1991 - 2003 Models**



**2004 and Later Models**

**Wake Up The Left Side Of Your Sportster With The Best Looking Upgrade Available, 100% made in the USA. Performance Street Or Strip With All The Right Looks & Ready To Get The Power To The Ground.**

- \* 8MM 2" Or 3" Inch GOODYEAR Belt, 45 Tooth Engine Sprocket And 72 Tooth Clutch Sprocket.
- \* Includes 6 Spring Diamond Terminator Stage 1 Clutch.
- \* 3XL Features 2 Upper Belt Guard Rails As Shown. 2XL Features Single Rail.
- \* Utilizes Original Style Clutch Cable.
- \* Must Be Used With Forward Controls.
- \* Optional Show Bike Hardware Kit Featuring Gardner Westcott Polished Allen Head & Hard Chromed.
- \* The Only Belt Drive For OEM Sportster.

**EV:1005-6073** Polished 2XL 2" Belt Drive 1991-2003 Sportster.

**EV:1005-6083** Polished 2XL 2" Belt Drive 2004-2005 Sportster.

**EV:1005-6083-6** Polished 2XL 2" Belt Drive 2006-Later Sportster.

**EV:1005-6053** Polished 3XL 3" Belt Drive 1991-2003 Sportster.

**EV:1005-6063** Polished 3XL 3" Belt Drive 2004-2005 Sportster.

**EV:1005-6063-6** Polished 3XL 3" Belt Drive 2006-Later Sportster.

**EV:1004-3063** 2XL 2" Show Bike Allen Head Chrome Hardware Kit, Fits 1991-2003 Sportster.

**EV:1004-3043** 2XL 2" Show Bike Allen Head Chrome Hardware Kit, Fits 2004-2009 Sportster.

**EV:1004-3073** 3XL 3" Show Bike Allen Head Chrome Hardware Kit, Fits 1991-2003 Sportster.

**EV:1004-3053** 3XL 3" Show Bike Allen Head Chrome Hardware Kit, Fits 2004-Later Sportster.

**EV:1016-2233** Replacement Belt For 2XL.

**EV:1016-2173** Replacement Belt For 3XL.

**EV:1013-2183** Replacement Clutch Fibers For 2XL.

**EV:1013-2193** Replacement Steel Plates For 2XL.

**EV:1013-2182** Replacement Clutch Fibers For 3XL.

**EV:1013-2192** Replacement Steel Plates For 3XL.





**EVOLUTION INDUSTRIES STEALTH 2XL AND 3XL BELT DRIVES FOR 1991 & LATER SPORTSTERS, INCLUDES 6 SPRING STAGE 1 TERMINATOR CLUTCH**



**1991-2003 Models**



**2004 and Later Models**

**Wake Up The Left Side Of Your Sportster With The Best Looking Upgrade available. Performance Street Or Strip With All The Right Looks Ready, To Get The Power To The Ground.**

- \* 8MM 2" Or 3" Inch Belt, 45 Tooth Engine Sprocket and 72 Tooth Clutch Basket Sprocket.
- \* Includes Diamond Terminator Stage 1 Clutch.
- \* 3XL Features 2 Upper Belt Guard Rails.
- \* 2XL Features 1 Upper Belt Guard Rail.
- \* Utilizes Original Style Clutch Cable.
- \* Must Run With Forward Controls.
- \* Optional Show Bike Kit Featuring Gardner Westcott Polished Allen Head Chrome Hardware.
- \* The Only Belt Drive For OEM Sportster, Manufactured In The USA.

**EV:1005-6093** 2XL 2" Black Stealth Belt Drive 1991-2003 Sportsters.

**EV:1005-6103** 2XL 2" Black Stealth Belt Drive 2004-2005 Sportsters.

**EV:1005-6103-6** 2XL 2" Black Stealth Belt Drive 2006-Later Sportsters.

**EV:1004-3063** 2XL 2" Show Bike Kit Gardner Westcott Polished Allen Head Chrome Hardware. Fits 1991-2003 Sportster.

**EV:1004-3043** 2XL 2" Show Bike Kit Gardner Westcott Polished Allen Head Chrome Hardware. Fits 2004-Later Sportster.

**EV:1005-6113** 3XL 3" Black Stealth Belt Drive 1991-2003 Sportsters.

**EV:1005-6123** 3XL 3" Black Stealth Belt Drive 2004-2005 Sportsters.

**EV:1005-6123-6** 3XL 3" Black Stealth Belt Drive 2006-Later Sportsters.

**EV:1004-3073** 3XL 3" Show Bike Kit Gardner Westcott Polished Allen Head Chrome Hardware. Fits 1991-2003 Sportster.

**EV:1004-3053** 3XL 3" Show Bike Kit Gardner Westcott Polished Allen Head Chrome Hardware. Fits 2004 & Later Sportster.

**EV:1016-2233** Replacement Belt For 2XL.

**EV:1016-2173** Replacement Belt For 3XL.

**EV:1013-2183** Replacement Clutch Fibers For 2XL.

**EV:1013-2193** Replacement Steel Plates For 2XL.

**EV:1013-2182** Replacement Clutch Fibers For 3XL.


**EV:1013-2192** Replacement Steel Plates For 3XL.



## EVOLUTION INDUSTRIES SUPER 106 TOOTH STARTER RING GEAR KIT FOR 2006-LATER DYNA AND 2007 & LATER BIG TWINS



### 2006 AND LATER BIG TWIN STARTER CLUTCH REPLACEMENT ASSEMBLY



So You Thought You Could Not Replace The Starter Ring Gear On Your 2006 & Later Dyna, and 2007 and Later Big Twin? Evolution Industries Has The solution For You With The Super 106 Tooth Ring Gear Kit.

\*Made From Aircraft Quality 8620 Steel.

\*Entirely Hardened By Carburization Followed By An Oil Bath, As Apposed to water, quench.

\*Black oxide finish.

\*The Ring Gear Kit Includes A Replacement Starter Clutch and Pinion Gear Assembly. Starter Clutch Features 20% Larger Rollers For Stronger and Longer Starter Life.

\*Made In USA

**EV:1241-2104** Complete Ring Gear Kit, Includes Starter Clutch & Pinion Gear Kit Part Number **EV:1079-2101**.

**EV:1010-1241** 106 Tooth Ring Gear Without Starter Clutch Kit.

**EV:1079-2101** Starter Clutch Kit With Pinion Gear.



## EVOLUTION INDUSTRIES STARTER RING GEARS



66 Tooth



102 Tooth

**All Evolution Industries Starter Ring Gears Are Manufactured From Aircraft Quality Steel, Heat Treated and Ground Per Evolution Industries Specifications to Insure Maximum Strength. All Are Designed To Fit Stock OEM Baskets and Evolution Industries Baskets.**

- \* Ring Gear Bolts Included.
- \* Note Evolution Industries Recommends Changing Pinion Gear Any Time The Ring Gear Is Replaced.
- \* Made in the USA. Diamond Tough Street or Strip Ready.
- \* 3 Year Limited Warranty.

**EV:1010-1261** 66 Tooth Ring Gear Replacement Bolt On Fits 1965- Early 1984 Evolution Industries Clutch Basket Only.

**EV:1010-1251** 66 Tooth Ring Gear Replacement Weld On 1965-Early 1984 Big Twin. Replaces OEM 33163-65B.

**EV:1010-1501** 66 Tooth Ring Gear Bolt On Fits Evolution Industries Basket Big Twin 1985-1989.

**EV:1010-1071** 66 Tooth Ring Gear Fits OEM Basket Big Twin 1990-1993.

**EV:1010-1081** 66 Tooth Ring Gear Fits OEM Basket Big Twin 1998-2006. Except 2006 Dyna.

**EV:1010-1091** 102 Tooth Ring Gear Replaces Ring Gear in Conversion Kit. Fits OEM Basket 1990-1997.

**EV:1010-1101** 102 Tooth Ring Gear Fits OEM Basket Big Twin 1998-2006. Except 2006 Dyna.

**EV:1010-1521** 106 Tooth Ring Gear **Fits 1 Piece Evolution Industries Clutch Basket** 2006 Dyna and 2007-2009 Big Twin.

NOTE: Special Ring Gear Bolts Replace With **EV:1010-3041**.

**EV:1010-3031** Special Ring Gear Bolts (Pack Of 6) For **EV:1010-1261** Only.

**EV:1010-3041** Special Ring Gear Bolts (Pack Of 6) For **EV:1010-1521** Only.

**EV:1010-3021** Evolution Industries Ring Gear Replacement Bolts. Except **EV:1010-1261** and **EV:1010-1521** (Pack Of 6).



## **EVOLUTION INDUSTRIES STARTER RING GEAR CONVERSION KITS**



**66 Tooth Kit**



**84 Tooth Kit**



**102 Tooth Kit**

**All Evolution Industries Ring Gear Conversion Kits Are Manufactured From Aircraft Quality Steel, Heat Treated and Ground Per Evolution Industries Specifications To Insure Maximum Strength And Longevity. All Are Designed To Fit Stock OEM Clutch Baskets.**

- \* Mounting Bolts Included.
- \* Made in USA.
- \* 3 Year Limited Warranty

### **66 Tooth Conversion Kit**

**EV:1010-1111** 66 Tooth Conversion Kit Fits OEM Basket 1994-1997.

**EV:1010-1121** 66 Tooth Conversion Kit Fits OEM Basket 1998-2006 Except 2006 Dyna Models.

### **84 Tooth *Easystart* Conversion Kit.**

**Evolution Industries Is The Innovator and Manufacturer Of The 10-84 Gear Set That Provides 15% More Torque For Starting High Compression and Large Displacement Engines.**

The 84 Tooth Ring Gear Fits Stock Clutch Baskets Using The Supplied Hardware and Meshes With The 9 and 10-Tooth Pinion Gear. Fits 1990-2006 Big Twin Except 2006 Dyna Models.

**EV:1010-1131** 84 Tooth *Easystart* Conversion Kit 9 Tooth Pinion Gear Fits OEM Basket 1990-1993.

**EV:1010-1141** 84 Tooth *Easystart* Conversion Kit 10 Tooth Pinion Gear Fits OEM Basket 1994-1997.

**EV:1010-1151** 84 Tooth *Easystart* Conversion Kit 10 Tooth Pinion Gear Fits OEM Basket 1998-2006 Except 2006 Dyna Models.

### **102 Tooth Replacement and Conversion Kit**

**EV:1010-1311** 102 Tooth Replacement Kit Fits OEM Basket 1994-1997. Converts OEM Basket 1990-1993 To

102 Tooth Ring Gear. (Note Check Inner Primary For Ring Gear Clearance On 1990-1993 With 102 Tooth Ring Gear)

**EV:1010-1321** 102 Tooth Replacement Kit Fits OEM Basket 1998-2006. Except 2006 Dyna.





## EVOLUTION INDUSTRIES STARTER RING GEAR CONVERSION KITS



**All Evolution Industries Ring Gears and Starter Jackshaft Kits Are Manufactured From Aircraft Quality Steel, Heat Treated and Ground Per Evolution Industries Specifications To Insure Maximum Strength. All Are Designed To Fit Stock OEM Clutch Baskets.**

\* Complete Evolution Industries Starter Jackshaft Assembly Kit Includes Jackshaft Bolt, Spring, Pinion Gear, Thrust Washer, Lock Plate, Coupling, Output Shaft Coupling, Shaft, Retaining Ring and Mounting Bolts.

\* Made in USA.

\* 3 Year Limited Warranty.

### **66 Tooth Conversion Kit 2**

**EV:1010-1001** 66 Tooth Conversion Kit 2 Fits OEM Basket 1994-1997.

**EV:1010-1011** 66 Tooth Conversion Kit 2 Fits OEM Basket 1998-2006. Except 2006 Dyna.

### **84 Tooth *Easystart* Conversion Kit. 2**

Evolution Industries Is The Innovator and Manufacturer Of The 10-84 Gear Set That Provides 15% More Torque For Starting High Compression and Large Displacement Engines. The 84-Tooth Ring Rear Fits Stock Clutch Baskets Using The Supplied Hardware and Meshes With The 9 and 10-Tooth Pinion Gear. Fits 1990-2006 Big Twin Except 2006 Dyna Models.

**EV:1010-1041** 84 Tooth *Easystart* Conversion Kit 2, 9 Tooth Pinion Gear Fits OEM Basket 1990-1993.

**EV:1010-1051** 84 Tooth *Easystart* Conversion Kit 2, 10 Tooth Pinion Gear Fits OEM Basket 1994-1997.

**EV:1010-1061** 84 Tooth *Easystart* Conversion Kit 2, 10 Tooth Pinion Gear Fits OEM Basket 1998-2006. Except 2006 Dyna.

### **102 Tooth Replacement and Conversion Kit 2**

**EV:1010-1021** 102 Tooth Replacement Kit 2 Fits OEM Basket 1994-1997. Converts OEM Basket 1990-1993 To 102 Tooth Ring Gear. (Note Check Inner Primary For Ring Gear Clearance On 1990-1993 With 102 Tooth Ring Gear)

**EV:1010-1031** 102 Tooth Replacement Kit 2 Fits OEM Basket 1998-2006. Except 2006 Dyna



## EVOLUTION INDUSTRIES AMERICAN MADE PINION GEARS



For Late model 84 Tooth Gear



For Early Model 66 tooth Gear



For Late 102 Tooth Gear



For Early Model 66 Tooth Gear



For Early Model 84 Tooth

- \* **High Strength**
- \* **Precision Manufactured From Aircraft Quality Steel.**
- \* **Heat Treated.**
- \* **Black Oxide Coated For Longer Life.**
- \* **Note Evolution Industries Recommends Changing Pinion Gear Whenever Changing Ring Gear Or Chain Basket.**
- \* **Made In USA.**
- \* **3 Year Limited Warranty.**

**EV:1010-1271** 9 Tooth Pinion Gear Fits 66 Tooth Ring Gear On 1989-1993 Big Twin.

**EV:1010-1281** 9 Tooth Pinion Gear Fits *Easystart* 84 Tooth Ring Gear On 1990-1993 Big Twin.

**EV:1010-1511** 10 Tooth Pinion Gear Fits 66 Tooth Ring Gear On 1994-2006 Big Twin Except 2006 Dyna.

**EV:1010-1291** 10 Tooth Pinion Gear Fits *Easystart* 84 Tooth Ring Gear On 1994-2006 Big Twin Except 2006 Dyna.

**EV:1010-1301** 10 Tooth Pinion Gear Fits 102 Tooth Ring Gear On 1994-2006 Big Twin Except 2006 Dyna.



## **EVOLUTION INDUSTRIES USA MADE STARTER JACKSHAFT ASSEMBLY FOR OEM & EVOLUTION INDUSTRIES 84 TOOTH CONVERSION**



**Complete Evolution Industries Starter Jackshaft Assembly Kit Includes Jackshaft Bolt, Spring, Pinion Gear, Thrust Washer, Lock Plate, Coupling, Output Shaft Coupling, Shaft, Retaining Ring and Mounting Bolts.**

- \* High Strength
- \* Precision Manufactured From Aircraft Quality Steel.
- \* Heat Treated.
- \* Black Oxide Coated For Longer Life.
- \* Made In USA.
- \* 3 Year Limited Warranty

### **OEM Replacement Starter Jackshaft Kits**

**EV:1010-1161** Jackshaft Assembly With 10 Tooth Pinion Gear For 102 Tooth Starter Ring Gear. Fits 1994-2006 Big Twin Except 2006 Dyna Models.

**EV:1010-1171** Jackshaft Assembly With 9 Tooth Pinion Gear For 66 Tooth Starter Ring Gear. Fits 1989-1993 Big Twin.

### **Jackshaft Kits For *Easystart* 84 Tooth Conversions**

**EV:1010-1181** Jackshaft Assembly With 10 Tooth Pinion Gear For *Easystart* 84 Tooth Starter Ring Gear. Fits 1994-2006 Big Twin Except 2006 Dyna Models.

**EV:1010-1191** Jackshaft Assembly With 10 Tooth Pinion Gear For *Easystart* 84 Tooth Starter Ring Gear. Fits 1990-1993 Big Twin.



## EVOLUTION INDUSTRIES STARTER MOTORS



**New To Evolution Industries Growing Line Of Quality Products.**

**Supply Your Drivetrain The Ultimate Cranking Torque And Power It Deserves With Evolution Industries Starter Motors.**

Available For Big Twins, Sportster and Early Models.

\*Available In Chrome Or Black.

\*Optimize Your Cranking Power When Used With Compression Releases.

\*20% Oversized Rollers.

\*Manufactured In The US and Canada.

\*Available In 1.4KW, 1.6KW, And 1.7KW

*(Due To The Longer Body On The 1.7KW The Oil Spout Will Need To Be Spaced Outward For Clearance On FL Models)*

\* 2 Year Limited Warranty.

- EV:1080-1001** BLACK 1.4KW Fits 1989-2006 Big Twin OEM# 31553-90
- EV:1080-1002** CHROME 1.4KW Fits 1989-2006 Big Twin OEM# 31553-94
- EV:1080-1004** CHROME 1.7KW Fits 1989-2006 Big Twin OEM# 31553-90 Except 06 Dyna
- EV:1080-1009** BLACK 1.4KW Fits 1981-2009 Sportsters OEM# 31390-86
- EV:1080-1010** CHROME 1.4KW Fits 1981-2009 Sportsters OEM# 31390-91B
- EV:1080-1011** BLACK 1.6KW Fits 1989-2006 Big Twins OEM# 31553-90 Except 2006 DYNA
- EV:1080-1012** CHROME 1.6KW Fits 1989-2006 BIG TWIN OEM# 31553-94 Except 2006 DYNA
- EV:1080-1013** BLACK 1.4KW Fits 2007 And Later, OEM 31618-06
- EV:1080-1014** CHROME 1.4KW Fits 2007 And Later, OEM 31618-06A

*Due to the various drivetrain options evolution industries recommends proper maintenance of your battery.*

*A poor battery can adversely affect the life of your starter and its components. Depending on motorcycle we recommends using a 300+ minimum battery.*





## EVOLUTION INDUSTRIES TECHNICIAN TOOLS



### **Transmission Main Drive Nut Tool.**

Used To Remove Mainshaft Transmission Nut, 1/2 Inch Drive, One Piece Design, No Welds Here.

This Tool Is Unlike Any Other Tools Of Its Kind., Narrow Body Massively Helps Transfer Torque Accurately To The Right Spot Without Having To Use A Monster Impact Gun.

**EV:1017-1001** Used On 1936 To 1999 Big Twins & 1999 To 2006 Twin Cams.

**EV:1017-1002** Used on 2006-Up Dyna & 2007-Up 6 Speed Big Twins.



### **Alternator Rotor Removal and Installation Tool**

This Tool Is Designed For 45 AMP Charging Systems, Also Fits Most Cups With A Two Hole Drilled System. Rotor Tool Will Safely Pull The Rotor Free From Its Magnetic Hold. Simply Pinch And Pull Off Rotor Cup, It Just Cant Get Any Easier.. Heat Treated Then Black Oxide Finish.

Made In The USA

**EV:2835-0078**



### **Counter Bore Tool.**

Used To Counter Bore The Stock Baskets On 2006-Later Dyna and 2007-Later Big Twins In Order To Retro-Fit Evolution Industries 46 & 49 Tooth Baskets Gear Kit Shown On Page 11.

**EV:1003-3001** Counter Bore Tool.



## **EVOLUTION INDUSTRIES TECH TOOLS**



**Another Great & Simple Tool For Your Tool Collection From Evolution Industries. No More Replacing Your Stamped Out Pot Metal Oil Filter Wrench Every Other Oil Change. This Wrench Does Not Expand & Is A One Piece Construction, No Spot Welds That Will Snap Loose Here. The Tool Is Domed On The Inside To Contour The Oil Filter Radius To Reduce Damage Or Scratches. The Filter Wrench Also Features Cut Out In Order To Clear The Crank Position Sensor On Twin Cam Models.**

- \* Made Entirely Out Of A Solid Piece Of Aircraft Quality 6061 Aluminum.
- \* Allows The Use Of A 3/8" Drive Or A 15/16" Socket.
- \* Fits All OEM Style Filters From Evolution To Present Twin Cams.
- \* Made In The U.S.A.

**EV:2835-0079** Tool, Oil Filter Wrench.



## *New RIVERA PRIMO Replacement Parts*

Replacement Rivera Primo Parts.

Made In The U.S.A

100% NEW

20% Less From Retail.

Available Parts:

- 3 Inch Belt Drive Front Pulleys.
- Ball Milled Design Front And Rear Pulley Covers.
- Smooth Belt Driver Cover.
- 1 1/4" And 2" Front Belt Drive Pulley.
- Early Style (1936-1984) Baskets For 1 3/4", 2" And 3" Inch Belt Drives.
- Steel front pulley Inserts, Every Offset Size Available.
- Starter Jackshafts For 3" Belt Drives.
- Starter Ring Gears.

Not sure what you have? Just call us for help.