



# Siderack Accessory Mounting Kit

MBK.00.806.10000/B Rev: 00

## Mounting Instructions


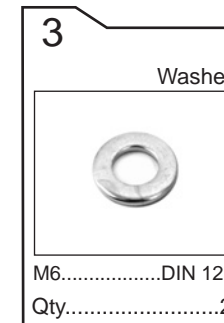
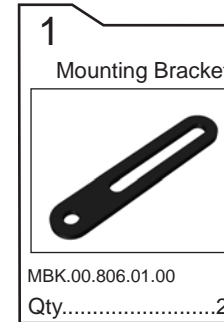
TWISTED THROTTLE products should be installed by a qualified, experienced motorcycle technician. If you are unsure of your ability to properly install a product, please have the product installed by your local motorcycle dealer. TWISTED THROTTLE takes no responsibility for damages caused by improper installation.

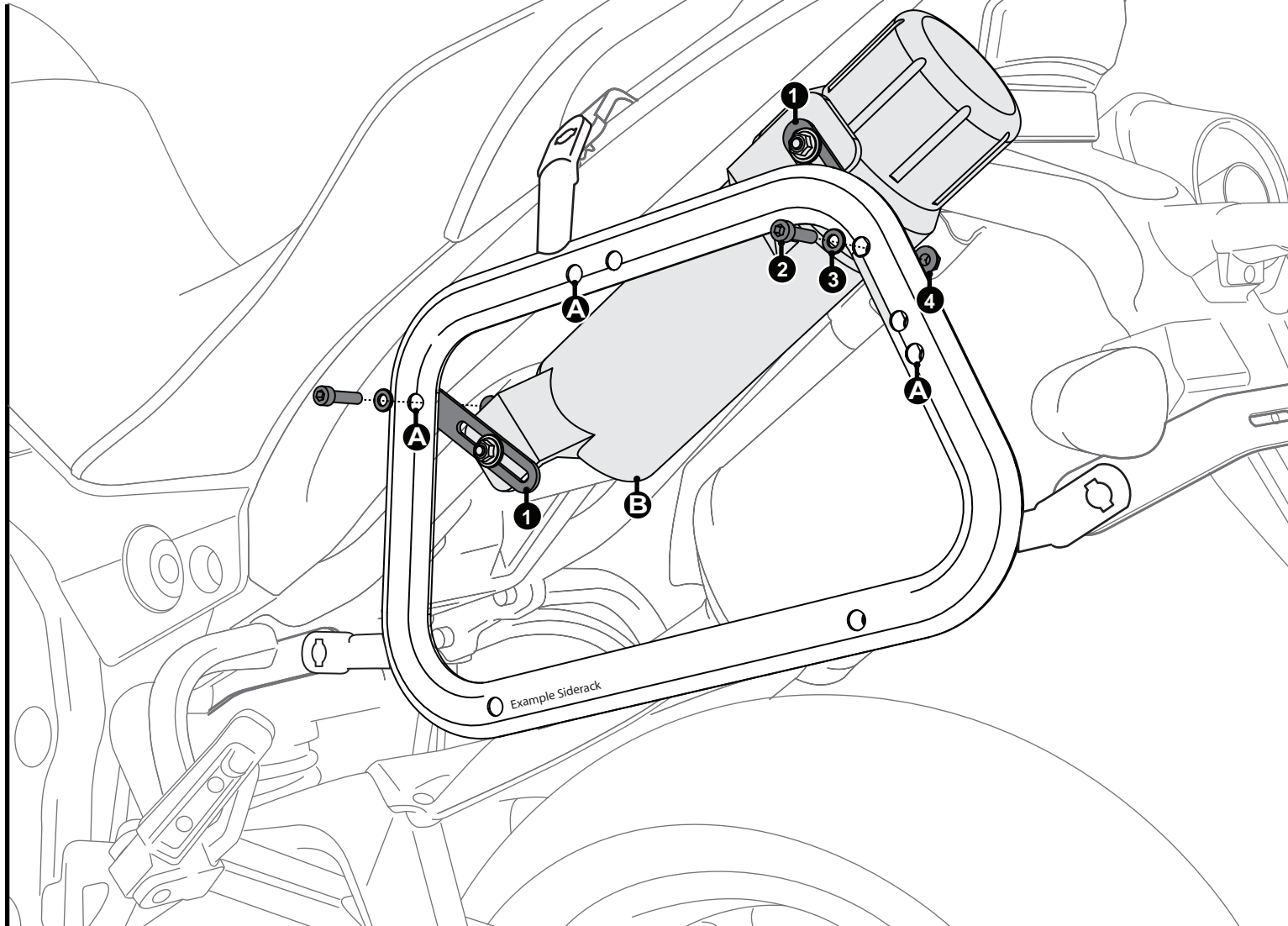
All screws, bolts, and nuts, including all replacement hardware provided by TWISTED THROTTLE should be tightened to the torque specified in the OEM maintenance manual for your motorcycle. If no torque specifications are provided in the OEM maintenance manual, the following torques may be used:

M5.....	3.5 ft-lbs (5 Nm)
M6.....	7 ft-lbs (9.6 Nm)
M8.....	13 ft-lbs (18 Nm)

All screws, bolts, and nuts should be checked after driving the first 30 miles (50 km) to ensure that all are tightened to the proper torque.

Medium strength liquid thread-locker (i.e., "Locktite") should be used to secure all screws, bolts, and nuts.





**A** **Mounting Positions**

Any of the holes in the Evo-Carrier can be used to mount the accessory brackets. Attach the brackets and desired accessory loosely, then position the accessory to the proper angle. Tighten hardware.

**B** **Side Rack Accessories**

To mount side rack accessories use the hardware provided with the accessories. Bottle Mount Kit and Storage Tube Kit sold separately.



**Driving Direction**